



EXHIBIT A

EXHIBIT A: EXHIBITS, APPENDIX, TERMINOLOGY, AND LINKS FOR MEMO 2

EXHIBIT FIDELITY

Fidelity
CUSTOMER SERVICE
PROFILE
OPEN AN ACCOUNT
VIRTUAL ASSISTANT
LOG IN

Search or get a quote

Accounts & Trade
Planning & Advice
News & Research
Investment Products
Why Fidelity

Research > Stocks >
Content and data provided by various third parties and Fidelity - T

DJIA: 34,987.02 +53.79 (0.15%)
NASDAQ: 14,543.133 -101.819 (-0.70%)
S&P 500: 4,360.03 -14.27 (-0.33%) – Markets closed

Orders By Fidelity Customers

Information shown in the table is based on the aggregate number of orders entered by Fidelity Brokerage Services LLC self-directed retail customers "as of" the date and time shown. Recent News headlines are "as of" the date indicated on the full story. Each customer may have a different reason for buying or selling a security. This information provides you with only some information about customer sentiments. It should not be the sole basis for making an investment decision. Securities listed are not recommended or endorsed by Fidelity and are displayed for informational purposes only. Fidelity strongly encourages each investor to review and research their investments to ensure they align with the investor's personal investment objectives and risk profile.

Top Buys and Sells AS OF 07/15/21

Rank † ▲	Symbol	Company	Price Change	# Buy Orders	Buy / Sell Ratio	# Sell Orders	Recent News
1.	AMC	AMC ENTERTAINMENT HOLDINGS INC	+2.57 (+7.6877%)	21,503	<div style="width: 100%; height: 10px; background: linear-gradient(to right, green 60%, red 40%);"></div>	14,292	AMC share
2.	GME	GAMESTOP CORP	-0.80 (-0.4773%)	15,964	<div style="width: 100%; height: 10px; background: linear-gradient(to right, green 60%, red 40%);"></div>	2,229	AMC share
3.	AAPL	APPLE INC	-0.67 (-0.4492%)	9,688	<div style="width: 100%; height: 10px; background: linear-gradient(to right, green 60%, red 40%);"></div>	7,927	US STOCK:
4.	NVDA	NVIDIA CORP	-35.01 (-4.4112%)	11,596	<div style="width: 100%; height: 10px; background: linear-gradient(to right, green 60%, red 40%);"></div>	4,602	US STOCK:
5.	TSLA	TESLA INC	-2.78 (-0.4255%)	8,260	<div style="width: 100%; height: 10px; background: linear-gradient(to right, green 60%, red 40%);"></div>	6,520	Tesla regis

Stock Details

Enter Company or Symbol

Snapshot ▼
Go

Find Symbol

Stock Research & Ideas

Stock Research Center

My Research

Screen & Filter

Stock Screeners

Preset Expert Strategies

News & Insights

Events Calendar

Upgrades / Downgrades

Explore Firm Research

Research Firms

Research > Stocks >

Content and data provided by various third parties and

DJIA: 33,503.57 +57.31 (0.17%) | NASDAQ: 13,829.31 +140.468 (1.03%) | S&P 500: 4,097.17 +17.22 (0.42%) — Markets closed

Stock Details

Enter Company or Symbol

Snapshot

Go

Find Symbol

Orders By Fidelity Customers

Information shown in the table below is based on the volume of orders entered on the "as of" date shown. Securities identified recommended or endorsed by Fidelity and are displayed for informational purposes only. Fidelity strongly encourages all investors to review and research their investments to ensure they align with their overall financial plan.

Stock Research & Ideas

Stock Research Center

My Research

Screen & Filter

Stock Screeners

Preset Expert Strategies

News & Insights

Events Calendar

Upgrades / Downgrades

Explore Firm Research

Research Firms

Research Firm Scorecards

Reports Search

RELATED RESOURCES

Top Buys and Sells AS OF MARKET CLOSE 04/07/21

Rank	Symbol	Company	Price Change	# Buy Orders	Buy / Sell Ratio	# Sell Orders
1.	SOS	SOS LTD	-0.48 (-8.3045%)	12,059		9,709
2.	TSLA	TESLA INC	+12.83 (+1.9122%)	10,818		6,014
3.	GME	GAMESTOP CORP	-7.71 (-4.3322%)	7,247		2,396
4.	AAPL	APPLE INC	+2.46 (+1.9234%)	5,005		4,200
5.	NIO	NIO INC	+1.43 (+3.8369%)	5,929		2,457
6.	XL	XL FLEET CORP	-0.04 (-0.4646%)	4,344		3,976
7.	ODT	ODONATE THERAPEUTICS INC	-0.36 (-9.2784%)	2,929		2,941
8.	AMC	AMC ENTERTAINMENT HOLDINGS INC	-0.06 (-0.6091%)	3,950		1,619
9.	AMZN	AMAZONCOM INC	+19.91 (+0.6071%)	2,268		3,227
10.	MARA	MARATHON DIGITAL HOLDINGS INC	+3.56 (+7.6956%)	3,554		1,882



Content and data provided by various third parties and Fidelity – Te

[DJIA: 34,587.89 -127.50 \(-0.37%\)](#) | [NASDAQ: 13,974.276 -179.744 \(-1.27%\)](#) | [S&P 500: 4,447.83 -34.90 \(-0.78%\)](#) — [Markets close in](#)

Orders By Fidelity Customers

Information shown in the table is based on the aggregate number of orders entered by Fidelity Brokerage Services LLC self-directed retail customers "as of" the date and time shown. Recent News headlines are "as of" the date indicated on the full st Each customer may have a different reason for buying or selling a security. This information provides you with only some information about customer's sentiments. It should not be the sole basis for making an investment decision. Securities listed not recommended or endorsed by Fidelity and are displayed for informational purposes only. Fidelity strongly encourages ea investor to review and research their investments to ensure they align with the investor's personal investment objectives and risk profile.

Top Buys and Sells AS OF 12:22 PM ET 01/21/22

Rank [†]	Symbol	Company	Price Change	# Buy Orders	Buy / Sell Ratio	# Sell Orders	Recent
1.	NFLX	NETFLIX INC	-106.44 (-20.9424%)	19,888		6,209	Analys
2.	TSLA	TESLA INC	-35.53 (-3.5663%)	12,331		5,006	US ST
3.	NVDA	NVIDIA CORP	-3.09 (-1.2795%)	7,654		3,307	US ST
4.	TQQQ	PROSHARES ULTRAPRO QQQ	-2.51 (-4.0562%)	7,059		3,428	ProSha
5.	AMZN	AMAZONCOM INC	-109.61 (-3.6135%)	7,399		2,027	Nasdaq
6.	AAPL	APPLE INC	-0.62 (-0.3769%)	5,751		3,155	US ST
7.	GME	GAMESTOP CORP	-1.94 (-1.8895%)	7,961		891	U.S. SE
8.	MSFT	MICROSOFT CORP	-0.05 (-0.0166%)	5,710		2,412	US ST
9.	DIS	WALT DISNEY CO	-7.6803 (-5.2028%)	6,469		1,152	US ST
10.	TCEHY	TENCENT HOLDINGS LTD	-0.5325 (-0.880165%)	3,904		3,589	EMERG
11.	AMC	AMC ENTERTAINMENT HOLDINGS INC	-0.95 (-5.2573%)	6,162		1,254	Form 4
12.	QQQ	INVESCO QQQ TRUST SERIES 1	-4.57 (-1.2634%)	5,042		1,746	Form N
13.	SPY	SPDR S&P 500 ETF TRUST	-3.26 (-0.7297%)	4,322		1,826	Defens
14.	COIN	COINBASE GLOBAL INC	-27.27 (-12.3048%)	4,743		1,069	US ST



identified are not recommended or endorsed by Fidelity and are displayed for informational purposes only. Fide
 encourages all investors to review and research their investments to ensure they align with their overall financie

Top Buys and Sells AS OF MARKET CLOSE 05/04/21

Rank ‡ ▲	Symbol	Company	Price Change	# Buy Orders	Buy / Sell Ratio	# Sell Order
1.	AAPL	APPLE INC	+0.25 (+0.1955%)	24,725		5,698
2.	TSLA	TESLA INC	-2.66 (-0.3949%)	16,277		6,754
3.	COCP	COCRYSTAL PHARMA INC	-0.67 (-31.3084%)	7,971		8,722
4.	PRPO	PRECIPIO INC	-0.19 (-3.619%)	8,860		7,590
5.	BLRX	BIOLINE RX LTD	-1.13 (-23.1557%)	6,404		5,967
6.	GME	GAMESTOP CORP	-1.25 (-0.7777%)	10,126		2,033
7.	AMZN	AMAZONCOM INC	-41.33 (-1.2479%)	7,921		3,592
8.	AMC	AMC ENTERTAINMENT HOLDINGS INC	-0.22 (-2.3429%)	8,268		1,685
9.	PLTR	PALANTIR TECHNOLOGIES INC	-0.49 (-2.2643%)	7,981		1,761
10.	COIN	COINBASE GLOBAL INC	-7.66 (-2.7293%)	7,404		2,209
11.	TQQQ	PROSHARES ULTRAPRO QQQ	-1.17 (-1.1663%)	6,172		2,781
12.	MSFT	MICROSOFT CORP	-1.32 (-0.5327%)	6,477		2,276
13.	NIO	NIO INC	-0.22 (-0.58%)	6,015		2,602
14.	QQQ	INVESCO QQQ TRUST SERIES 1	-1.11 (-0.3362%)	6,214		1,619
15.	AMD	ADVANCED MICRO DEVICES INC	-0.78 (-0.9922%)	5,519		1,857
16.	VXRT	VAXART INC	-1.38 (-15.7534%)	4,205		3,055
17.	SPY	SPDR S&P 500 ETF TRUST	+0.13 (+0.0313%)	5,014		1,800
18.	HCMC	HEALTHIER CHOICES MANAGEMENT CORP	-0.0001 (-4.545455%)	5,512		1,193
19.	MVIS	MICROVISION INC	-0.92 (-5.974%)	3,185		3,473
20.	ARKK	ARK INNOVATION ETF	-1.74 (-1.5359%)	4,919		1,287
21.	OCGN	OCUGEN INC	-1.60 (-12.7898%)	3,459		2,614
22.	NVDA	NVIDIA CORP	+4.29 (+0.7473%)	4,420		1,551
23.	VOO	VANGUARD 500 INDEX FUND	+0.07 (+0.0183%)	4,450		483
24.	PFE	PFIZER INC	+0.02 (+0.0501%)	2,888		2,045
25.	SOXL	DIREXION DAILY SEMICONDUCTOR BULL 3X SHARES	+0.58 (+1.7074%)	3,537		1,001
26.	BA	BOEING CO	-5.45 (-2.3327%)	3,218		1,279
27.	RIOT	RIOT BLOCKCHAIN INC	-0.95 (-2.5286%)	2,681		1,586
28.	TLRY	TILRAY INC	-0.20 (-1.2422%)	2,853		1,284
29.	SQ	SQUARE INC	+0.68 (+0.2941%)	2,807		1,282
30.	MRNA	MODERNA INC	-10.75 (-6.1928%)	2,592		1,387

‡ Rank is based on the total of buy and sell orders for the security

Orders By Fidelity Customers

Information shown in the table is based on the aggregate number of orders entered by Fidelity Brokerage Services LLC self-directed retail customers "as of" the date and time shown. Recent News headlines are "as of" the date indicated on the full story. Each customer may have a different reason for buying or selling a security. This information provides you with only some information about customer's sentiments. It should not be the sole basis for making an investment decision. Securities listed are not recommended or endorsed by Fidelity and are displayed for informational purposes only. Fidelity strongly encourages each investor to review and research their investments to ensure they align with the investor's personal investment objectives and risk profile.

Top Buys and Sells AS OF 10:51 AM ET 05/09/22

Rank [±] ▲	Symbol	Company	Price Change	# Buy Orders	Buy / Sell Ratio	# Sell Orders	Recent News
1.	TSLA	TESLA INC	-56.95 (-6.5789%)	5,896		2,397	Why Tesla Shares...
2.	TQQQ	PROSHARES ULTRAPRO QQQ	-3.07 (-8.8703%)	3,146		1,879	--
3.	AAPL	APPLE INC	-3.98 (-2.5305%)	3,304		1,680	Why Apple Share...
4.	PLTR	PALANTIR TECHNOLOGIES INC	-1.9615 (-20.6909%)	3,278		875	Palantir Misses E...
5.	RIVN	RIVIAN AUTOMOTIVE INC	-4.68 (-16.2556%)	2,975		1,030	Rivian skids 14% t...
6.	NVDA	NVIDIA CORP	-11.59 (-6.2062%)	2,691		1,211	Why Nvidia Share...
7.	SQQQ	PROSHARES ULTRAPRO SHORT QQQ	+4.315 (+8.6629%)	1,851		1,851	--
8.	SPY	SPDR S&P 500 ETF TRUST	-9.8499 (-2.3946%)	2,669		953	If You Bought You...
9.	MSFT	MICROSOFT CORP	-8.6181 (-3.1369%)	2,461		1,142	Merger Arbitrage ...
10.	AMC	AMC ENTERTAINMENT HOLDINGS INC	-0.945 (-6.8677%)	2,770		504	Earnings Schedul...

Top Buys and Sells AS OF 01:50 PM ET 01/07/22

Rank † ▲	Symbol	Company	Price Change	# Buy Orders	Buy / Sell Ratio	# Sell Orders	Rec
1.	TSLA	TESLA INC	-43.3356 (-4.0702%)	9,132		4,785	US
2.	GME	GAMESTOP CORP	+2.07 (+1.5798%)	7,445		4,830	US
3.	NVDA	NVIDIA CORP	-7.87 (-2.793%)	7,306		2,316	US
4.	TCEHY	TENCENT HOLDINGS LTD	+0.209 (+0.371094%)	4,888		4,626	Pro
5.	TQQQ	PROSHARES ULTRAPRO QQQ	-4.5401 (-3.0483%)	6,088		2,701	Pro
6.	LCID	LUCID GROUP INC	+2.84 (+7.4307%)	2,790		5,077	For
7.	AMC	AMC ENTERTAINMENT HOLDINGS INC	+0.2008 (+0.894%)	4,850		2,688	Gal

Orders By Fidelity Customers

Information shown in the table is based on the aggregate number of orders entered by Fidelity Brokerage Services LLC self-directed retail customers "as of" the date and time shown. Recent News headlines are "as of" the date indicated on the full story. Each customer may have a different reason for buying or selling a security. This information provides you with only some information about customer's sentiments. It should not be the sole basis for making an investment decision. Securities listed are not recommended or endorsed by Fidelity and are displayed for informational purposes only. Fidelity strongly encourages each investor to review and research their investments to ensure they align with the investor's personal investment objectives and risk profile.

Top Buys and Sells AS OF 07/02/21

Rank † ▲	Symbol	Company	Price Change	# Buy Orders	Buy / Sell Ratio	# Sell Orders	Recent News
1.	AMC	AMC ENTERTAINMENT HOLDINGS INC	-2.26 (-4.1682%)	19,213		9,854	AMC shares fall af...
2.	SPCE	VIRGIN GALACTIC HOLDINGS INC	+1.75 (+4.0519%)	13,993		12,027	US STOCKS-Wall...
3.	DIDI	DIDI GLOBAL INC	-0.87 (-5.3049%)	16,911		5,881	Brookfield-backed...
4.	TSLA	TESLA INC	+0.98 (+0.1446%)	8,954		10,027	BRIEF-Elon Musk...
5.	MRIN	MARIN SOFTWARE INC	+5.21 (+34.5491%)	8,794		9,380	MarinOne Integrat...



Research > Stocks >

Content and data provided by various third parties and Fidelity – [Terms of Use](#)

DJIA: 34,930.43 -56.59 (-0.16%) | NASDAQ: 14,524.817 -18.316 (-0.13%) | S&P 500: 4,354.45 -5.58 (-0.13%) — Markets close in 3 hrs 43 mins

Stock Details

Enter Company or Symbol

Snapshot ▼ Go

[Find Symbol](#)

Stock Research & Ideas

Stock Research Center

[My Research](#)

Screen & Filter

Stock Screeners

Preset Expert Strategies

News & Insights

Events Calendar

Upgrades / Downgrades

Explore Firm Research

Research Firms

Research Firm Scorecards

Reports Search

Orders By Fidelity Customers

Information shown in the table is based on the aggregate number of orders entered by Fidelity Brokerage Services LLC self-directed retail customers "as of" the date and time shown. Recent News headlines are "as of" the date indicated on the full story. Each customer may have a different reason for buying or selling a security. This information provides you with only some information about customer's sentiments. It should not be the sole basis for making an investment decision. Securities listed are not recommended or endorsed by Fidelity and are displayed for informational purposes only. Fidelity strongly encourages each investor to review and research their investments to ensure they align with the investor's personal investment objectives and risk profile.

Top Buys and Sells AS OF 12:04 PM ET 07/16/21

Rank [†] ▲	Symbol	Company	Price Change	# Buy Orders	Buy / Sell Ratio	# Sell Orders	Recent News
1.	AMC	AMC ENTERTAINMENT HOLDINGS INC	+1.18 (+3.2778%)	12,227		8,031	AMC shares atte...
2.	MRNA	MODERNA INC	+22.525 (+8.6743%)	6,490		5,382	Botswana counts ...
3.	NVDA	NVIDIA CORP	-16.2923 (-2.1475%)	7,369		3,623	US STOCKS-Nas...
4.	AAPL	APPLE INC	-1.16 (-0.7813%)	5,195		4,671	BRIEF-Apple Tap...
5.	GME	GAMESTOP CORP	+9.8068 (+5.8787%)	5,577		1,465	AMC shares atte...



Orders By Fidelity Customers

Information shown in the table is based on the aggregate number of orders entered by Fidelity Brokerage Services LLC self-directed retail customers "as of" the date and time shown. Recent News headlines are "as of" the date indicated on the full story. Each customer may have a different reason for buying or selling a security. This information provides you with only some information about customer's sentiments. It should not be the sole basis for making an investment decision. Securities listed are not recommended or endorsed by Fidelity and are displayed for informational purposes only. Fidelity strongly encourages each investor to review and research their investments to ensure they align with the investor's personal investment objectives and risk profile.

Top Buys and Sells AS OF 10:44 AM ET 02/11/22

Rank	Symbol	Company	Price Change	# Buy Orders	Buy / Sell Ratio	# Sell Orders	Recent News
1.	AMC	AMC ENTERTAINMENT HOLDINGS INC	-2.5327 (-6.4363%)	7,141		3,796	Sam Raimi's Horr...
2.	AAPL	APPLE INC	+2.74 (+1.8814%)	3,988		3,927	Facebook seeks ...
3.	XELA	EXELA TECHNOLOGIES INC	+0.585 (+13.4793%)	3,726		2,879	BRIEF-Exela Tec...
4.	TSLA	TESLA INC	-4.4938 (-0.8722%)	2,550		1,844	PRESS DIGEST- ...
5.	DTSI	DATASEA INC	+2.8001 (+85.3276%)	2,093		1,600	BRIEF-Datasea's ...
6.	SPCE	VIRGIN GALACTIC HOLDINGS INC	-0.4018 (-1.0644%)	1,994		1,454	Virgin Galactic An...
7.	OXBR	OXBRIDGE RE HOLDINGS LTD	+0.85 (+25.3731%)	1,722		1,565	BRIEF-Custodian ...
8.	SGOC	SGOCO GROUP LTD	+4.86 (+48.5923%)	1,708		1,576	Form 6-K SGOC...
9.	GME	GAMESTOP CORP	-1.67 (-0.9275%)	2,325		758	NOTICE TO ROB...
10.	AMZN	AMAZONCOM INC	+15.74 (+0.428%)	1,477		1,152	Facebook seeks ...
11.	NIO	NIO INC	-1.03 (-2.2909%)	1,548		1,002	BRIEF-36Kr Laun...
12.	TOOQ	PROSHARES ULTRAPRO QQQ	+2.0586 (+1.5751%)	1,192		1,069	--
13.	BA	BOEING CO	+1.3818 (+0.6054%)	1,487		672	BRIEF-Boeing An...
14.	BAC	BANK OF AMERICA CORP	-1.125 (-2.8224%)	1,590		561	Citigroup Trounce...
15.	NVDA	NVIDIA CORP	-3.565 (-0.4401%)	1,275		855	Form 4 NVIDIA C...
16.	AAL	AMERICAN AIRLINES GROUP INC	+1.26 (+6.2937%)	879		1,109	US STOCKS-Wall...
17.	MSFT	MICROSOFT CORP	+1.11 (+0.395%)	1,063		796	BRIEF-Teladoc H...
18.	BABA	ALIBABA GROUP HOLDING LTD	+4.6796 (+2.238%)	853		971	Alibaba, Tencent ...
19.	MRNA	MODERNA INC	+13.045 (+5.5475%)	674		899	EU regulator revie...
20.	JZJN	JIUZI HOLDINGS INC	+0.57 (+12.1019%)	848		675	BRIEF-Juzi Hold...
21.	TNA	DIREXION DAILY SMALL CAP BULL 3X SHARES	+0.214 (+0.2412%)	767		738	--
22.	MINM	MINIM INC	+0.37 (+9.2732%)	760		725	Form DEFA14A M...
23.	SPY	SPDR S&P 500 ETF TRUST	+1.3519 (+0.3104%)	866		585	Analysis: Wall Str...
24.	SOXL	DIREXION DAILY SEMICONDUCTOR BULL 3X SHARES	+1.485 (+3.4843%)	565		823	Direxion Changes...
25.	PLTR	PALANTIR TECHNOLOGIES INC	-0.2589 (-1.1532%)	961		409	Form 4 Palantir T...
26.	AIBN	AIRBNB INC	-1.62 (-1.2296%)	1,103		260	Singapore's Tema...
27.	DAL	DELTA AIR LINES INC	-0.09 (-0.2178%)	884		463	US STOCKS-Wall...
28.	AMD	ADVANCED MICRO DEVICES INC	-0.02 (-0.0222%)	765		581	AMD to Report Fl...
29.	C	CITIGROUP INC	+1.475 (+2.1574%)	872		656	Form 424B2 CITL...
30.	QQQ	INVESTCO QQQ TRUST SERIES 1	+1.81 (+0.4994%)	835		475	Form NPORT-P L...

Rank is based on the total of buy and sell orders for the security.



isplayed for informational purposes only. Fidelity strongly encourages each investor to review and research their investments to ensure they align with the investor's personal investment objectives and risk profile.

Top Buys and Sells AS OF 01:51 PM ET 02/01/22

Rank	Symbol	Company	Price Change	# Buy Orders	Buy / Sell Ratio	# Sell Orders	Recent News
1.	TCEHY	TENCENT HOLDINGS LTD	-0.04 (-0.063959%)	7,459		7,197	U.S. F
2.	TSLA	TESLA INC	-13.5377 (-1.4452%)	7,755		6,239	US S
3.	AMC	AMC ENTERTAINMENT HOLDINGS INC	+0.745 (+4.6389%)	6,579		5,020	Form
4.	TQQQ	PROSHARES ULTRAPRO QQQ	-0.50 (-0.8087%)	3,963		3,441	ProSI
5.	NVDA	NVIDIA CORP	-3.26 (-1.3314%)	4,574		2,801	U.S. r
6.	AAPL	APPLE INC	-1.89 (-1.0814%)	4,153		3,008	India
7.	AMD	ADVANCED MICRO DEVICES INC	-0.08 (-0.07%)	4,316		2,375	Form
8.	T	AT&T INC	-1.0435 (-4.0922%)	4,169		1,565	US S
9.	MSFT	MICROSOFT CORP	-5.13 (-1.6496%)	3,645		1,873	Epic t
10.	XOM	EXXON MOBIL CORP	+4.21 (+5.5424%)	1,722		2,756	US S
11.	RIVN	RIVIAN AUTOMOTIVE INC	+1.52 (+2.3121%)	2,598		1,581	Ford
12.	SOXL	DIREXION DAILY SEMICONDUCTOR BULL 3X SHARES	-0.28 (-0.6281%)	2,319		1,776	--
13.	NFLX	NETFLIX INC	+17.34 (+4.0596%)	2,140		1,825	AT&T
14.	LCID	LUCID GROUP INC	-0.2497 (-0.8496%)	2,612		1,308	US S
15.	SPY	SPDR S&P 500 ETF TRUST	+0.065 (+0.0144%)	2,303		1,503	Turbu
16.	NIO	NIO INC	-0.0999 (-0.4076%)	2,183		1,583	BRIEF
17.	F	FORD MOTOR CO	+0.1922 (+0.9468%)	2,028		1,445	Ford
18.	GME	GAMESTOP CORP	+0.745 (+0.6839%)	2,380		1,054	Form
19.	SQQQ	PROSHARES ULTRAPRO SHORT QQQ	+0.2177 (+0.5824%)	1,516		1,735	ProSI
20.	QQQ	INVESTCO QQQ TRUST SERIES 1	-0.81 (-0.2231%)	2,005		1,185	Form
21.	AMZN	AMAZONCOM INC	+3.33 (+0.1113%)	1,839		1,344	TRAY
22.	TNA	DIREXION DAILY SMALL CAP BULL 3X SHARES	+0.14 (+0.2288%)	1,632		1,540	--
23.	KSCP	KNIGHTSCOPE INC	-8.4531 (-39.5005%)	1,852		1,254	--
24.	BFRI	BIOFRONTERA INC	+0.7699 (+22.7109%)	1,369		1,599	BRIEF
25.	SOFI	SOFI TECHNOLOGIES INC	+0.43 (+3.4455%)	1,526		1,320	CEO's
26.	UPS	UNITED PARCEL SERVICE INC	+28.575 (+14.1313%)	999		1,811	US S
27.	PLTR	PALANTIR TECHNOLOGIES INC	+0.325 (+2.3705%)	1,625		975	BRIEF
28.	FB	META PLATFORMS INC	+2.81 (+0.897%)	1,625		906	US S
29.	RBLX	ROBLOX CORP	+0.13 (+0.1974%)	1,595		903	Warn
30.	UVXY	PROSHARES ULTRA VIX SHORT-TERM FUTURES ETF	-0.77 (-5.0591%)	1,293		862	--

Rank is based on the total of buy and sell orders for the security.

DJIA: 34,930.43 -56.59 (-0.16%) | NASDAQ: 14,524.817 -18.316 (-0.13%) | S&P 500: 4,354.45 -5.58 (-0.13%) — Markets close in 3 hrs 43 mins

Stock Details

Enter Company or Symbol

Snapshot

[Find Symbol](#)

Stock Research & Ideas

[Stock Research Center](#)

[My Research](#)

Screen & Filter

[Stock Screeners](#)

[Preset Expert Strategies](#)

News & Insights

[Events Calendar](#)

[Upgrades / Downgrades](#)

Explore Firm Research

[Research Firms](#)

[Research Firm Scorecards](#)

[Reports Search](#)

Orders By Fidelity Customers

Information shown in the table is based on the aggregate number of orders entered by Fidelity Brokerage Services LLC self-directed retail customers "as of" the date and time shown. Recent News headlines are "as of" the date indicated on the full story. Each customer may have a different reason for buying or selling a security. This information provides you with only some information about customer's sentiments. It should not be the sole basis for making an investment decision. Securities listed are not recommended or endorsed by Fidelity and are displayed for informational purposes only. Fidelity strongly encourages each investor to review and research their investments to ensure they align with the investor's personal investment objectives and risk profile.

Top Buys and Sells AS OF 12:04 PM ET 07/16/21

Rank ⁺ _▲	Symbol	Company	Price Change	# Buy Orders	Buy / Sell Ratio	# Sell Orders	Recent News
1.	AMC	AMC ENTERTAINMENT HOLDINGS INC	+1.18 (+3.2778%)	12,227		8,031	AMC shares atte...
2.	MRNA	MODERNA INC	+22.525 (+8.6743%)	6,490		5,382	Botswana counts ...
3.	NVDA	NVIDIA CORP	-16.2923 (-2.1475%)	7,369		3,623	US STOCKS-Nas...
4.	AAPL	APPLE INC	-1.16 (-0.7813%)	5,195		4,671	BRIEF-Apple Tap...
5.	GME	GAMESTOP CORP	+9.8068 (+5.8787%)	5,577		1,465	AMC shares atte...

Top Buys and Sells AS OF 01:20 PM ET 07/27/21

Rank †▲	Symbol	Company	Price Change	# Buy Orders	Buy / Sell Ratio	# Sell Orders	Recent News
1.	TSLA	TESLA INC	-29.6853 (-4.5141%)	15,926		10,314	US STOCKS-Nas...
2.	BABA	ALIBABA GROUP HOLDING LTD	-11.66 (-6.0805%)	10,690		4,349	Form IRANNOTIC...
3.	AAPL	APPLE INC	-3.1499 (-2.1142%)	9,472		4,787	US STOCKS-Nas...
4.	NIO	NIO INC	-4.25 (-9.8448%)	9,385		4,015	Industries the Wor...
5.	AMC	AMC ENTERTAINMENT HOLDINGS INC	-2.91 (-7.2226%)	8,651		3,850	AMC board name...



Stock Details

Enter Company or Symbol

Snapshot

- Stock Research & Ideas**
- Stock Research Center
 - Screen & Filter
 - Stock Screeners
 - Preset Expert Strategies
 - News & Insights
 - Events Calendar
 - Upgrades / Downgrades
 - Explore Firm Research
 - Research Firms
 - Research Firm Scorecards
 - Reports Search

- RELATED RESOURCES**
- [Fidelity Learning Center](#)
 - [U.S. Markets](#)
 - [Global Markets](#)
 - [Sectors & Industries](#)

Orders By Fidelity Customers

Information shown in the table is based on the aggregate number of orders entered by Fidelity Brokerage Services LLC self-directed retail customers "as of" the date and time shown. Recent News headlines are "as of" the date indicated on the full story. Each customer may have a different reason for buying or selling a security. This information provides you with only some information about customer's sentiments. It should not be the sole basis for making an investment decision. Securities listed are not recommended or endorsed by Fidelity and are displayed for informational purposes only. Fidelity strongly encourages each investor to review and research their investments to ensure they align with the investor's personal investment objectives and risk profile.

Top Buys and Sells AS OF 08/22/22

Rank	Symbol	Company	Price Change	# Buy Orders	Buy / Sell Ratio	# Sell Orders	Recent News
1.	APE	AMC ENTERTAINMENT HOLDINGS INC	+0.00 (+0.00%)	14,942		3,489	Form 4 AMC ENT...
2.	AMC	AMC ENTERTAINMENT HOLDINGS INC	-7.56 (-41.9534%)	11,165		3,548	Form 4 AMC ENT...
3.	TSLA	TESLA INC	-20.26 (-2.2764%)	7,041		3,918	US STOCKS-Wall...
4.	BBBY	BED BATH & BEYOND INC	-1.79 (-16.2285%)	5,938		3,751	Could Bed Bath &...
5.	GCT	GIGACLOUD TECHNOLOGY INC	-6.60 (-13.7471%)	3,845		4,396	Form 6-K GigaClo...
6.	SQQQ	PROSHARES ULTRAPRO SHORT QQQ	+2.88 (+7.856%)	2,998		4,696	Matt Maley's Inner...
7.	AMZN	AMAZONCOM INC	-5.01 (-3.6244%)	4,925		2,226	GE workers in Ala...
8.	GRFX	GRAPHEX GROUP LTD	+0.63 (+25.20%)	3,262		3,278	S&P 500 Drops M...
9.	TQQQ	PROSHARES ULTRAPRO QQQ	-2.78 (-7.8642%)	3,745		2,707	-
10.	AAPL	APPLE INC	-3.95 (-2.3029%)	3,396		2,830	Form 4/A Apple In...
11.	DRUG	BRIGHT MINDS BIOSCIENCES INC	+0.91 (+72.80%)	2,396		2,801	S&P 500 Drops M...
12.	QQQ	INVESCO QQQ TRUST SERIES 1	-8.50 (-2.6327%)	2,877		2,131	Form NPORT-P I...
13.	SPY	SPDR S&P 500 ETF TRUST	-8.79 (-2.0822%)	2,951		1,985	Jackson Hole Sy...
14.	NVDA	NVIDIA CORP	-8.15 (-4.5661%)	3,030		1,715	US STOCKS-Wall...
15.	AMD	ADVANCED MICRO DEVICES INC	-3.11 (-3.2413%)	2,594		2,076	AMD Advances C...

DJIA: 33,962.04 -725.81 (-2.09%) | NASDAQ: 14,274.984 -152.253 (-1.06%) | S&P 500: 4,258.49 -68.67 (-1.59%) — Markets closed

Stock Details

Enter Company or Symbol

Snapshot

Find Symbol

Orders By Fidelity Customers

Information shown in the table is based on the aggregate number of orders entered by Fidelity Brokerage Services LLC self-directed retail customers "as of" the date and time shown. Recent News headlines are "as of" the date indicated on the full story. Each customer may have a different reason for buying or selling a security. This information provides you with only some information about customer's sentiments. It should not be the sole basis for making an investment decision. Securities listed are not recommended or endorsed by Fidelity and are displayed for informational purposes only. Fidelity strongly encourages each investor to review and research their investments to ensure they align with the investor's personal investment objectives and risk profile.

Stock Research & Ideas

Stock Research Center

My Research [↗](#)

Screen & Filter

Stock Screeners

Preset Expert Strategies

News & Insights

Events Calendar

Upgrades / Downgrades

Explore Firm Research

Research Firms

Research Firm Scorecards

Reports Search

- RELATED RESOURCES**
- Fidelity Learning Center [↗](#)
 - U.S. Markets
 - Global Markets
 - Sectors & Industries

Top Buys and Sells AS OF 07/19/21

Rank [↕]	Symbol	Company	Price Change	# Buy Orders	Buy / Sell Ratio	# Sell Orders	Recent News
1.	AMC	AMC ENTERTAINMENT HOLDINGS INC	-0.34 (-0.9725%)	15,507		9,762	BRIEF-AMC Enter...
2.	AAPL	APPLE INC	-3.94 (-2.6914%)	14,436		9,864	US STOCKS-Dow...
3.	NVDA	NVIDIA CORP	+24.75 (+3.407%)	9,358		6,059	US STOCKS-Wall...
4.	TSLA	TESLA INC	+2.00 (+0.3105%)	8,448		6,462	BRIEF-Tesla Is Cl...
5.	SPY	SPDR S&P 500 ETF TRUST	-6.37 (-1.4768%)	10,220		3,284	Analysis: Wall Str...
6.	MRNA	MODERNA INC	+27.16 (+9.4822%)	6,914		6,362	U.S. administers 3...
7.	BA	BOEING CO	-10.75 (-4.9371%)	10,434		2,481	BRIEF-Raytheon ...
8.	TQQQ	PROSHARES ULTRAPRO QQQ	-3.01 (-2.3978%)	6,779		3,898	--
9.	AMZN	AMAZONCOM INC	-24.04 (-0.6727%)	6,595		3,934	BRIEF-AWS Anno...
10.	F	FORD MOTOR CO	-0.33 (-2.4247%)	7,530		2,409	Amazon-backed ...
11.	VOO	VANGUARD 500 INDEX FUND	-5.93 (-1.4952%)	7,998		1,202	Form 497 VANGU...
12.	QQQ	INVESCO QQQ TRUST SERIES 1	-2.93 (-0.8194%)	6,061		3,032	Form NPORT-P I...
13.	MSFT	MICROSOFT CORP	-3.74 (-1.3321%)	4,703		3,897	Julia Computing r...
14.	AEHR	AEHR TEST SYSTEMS	+2.99 (+87.9412%)	4,123		4,400	BRIEF-Aehr Gets ...
15.	NIO	NIO INC	+0.55 (+1.285%)	4,319		4,184	Industries the Wor...
16.	T	AT&T INC	-0.55 (-1.9407%)	6,903		1,362	Form 8-K AT&T IN...
17.	GME	GAMESTOP CORP	+4.45 (+2.6325%)	6,065		2,093	Robinhood seeks ...
18.	IUVXY	PROSHARES ULTRA VIX SHORTTERM	+6.29 (+21.4237%)	2,559		5,409	Betting against vol

Orders By Fidelity Customers

Information shown in the table below is based on the volume of orders entered on the "as of" date shown. Securities identified are not recommended or endorsed by Fidelity and are displayed for informational purposes only. Fidelity strongly encourages all investors to review and research their investments to ensure they align with their overall financial plan.

Top Buys and Sells AS OF MARKET CLOSE 04/16/21

Rank [↑] ▲	Symbol	Company	Price Change	# Buy Orders	Buy / Sell Ratio	# Sell Orders	Latest News
1.	COIN	COINBASE GLOBAL INC	+19.25 (+5.9644%)	18,969		5,875	Coinbase Chief E...
2.	TSLA	TESLA INC	+0.93 (+0.1259%)	8,276		6,796	Fatal Tesla Crash ...
3.	CLOV	CLOVER HEALTH INVESTMENTS CORP	+1.47 (+20.00%)	6,650		7,192	Form 4 CLOVER ...
4.	GME	GAMESTOP CORP	-1.75 (-1.1186%)	7,246		1,992	'Roaring Kitty' acq...
5.	AAPL	APPLE INC	-0.34 (-0.2528%)	4,973		3,426	US STOCKS-Wall ...
6.	NIO	NIO INC	+0.43 (+1.2058%)	3,897		2,894	BRIEF-NIO To Ad...
7.	PLTR	PALANTIR TECHNOLOGIES INC	-0.68 (-2.9374%)	5,102		1,614	Form 4 Palantir Te...
8.	AMC	AMC ENTERTAINMENT HOLDINGS INC	-0.57 (-5.7576%)	4,828		1,845	Form 4 AMC ENT...
9.	RIOT	RIOT BLOCKCHAIN INC	-3.47 (-7.2126%)	3,634		2,729	US STOCKS-Wall ...
		MFR					

Orders By Fidelity Customers

Information shown in the table is based on the aggregate number of orders entered by Fidelity Brokerage Services LLC self-directed retail customers "as of" the date and time shown. Recent News headlines are "as of" the date indicated on the full story. Each customer may have a different reason for buying or selling a security. This information provides you with only some information about customer's sentiments. It should not be the sole basis for making an investment decision. Securities listed are not recommended or endorsed by Fidelity and are displayed for informational purposes only. Fidelity strongly encourages each investor to review and research their investments to ensure they align with the investor's personal investment objectives and risk profile.

Top Buys and Sells AS OF 09:52 AM ET 08/06/21

Rank † ▲	Symbol	Company	Price Change	# Buy Orders	Buy / Sell Ratio	# Sell Orders	Recent News
1.	HOOD	ROBINHOOD MARKETS INC	+9.7886 (+19.2046%)	6,320		4,841	Form 8-K Robinho...
2.	NVAX	NOVAVAX INC	-38.8601 (-16.4522%)	4,475		1,928	PRESS DIGEST- ...
3.	AMC	AMC ENTERTAINMENT HOLDINGS INC	-1.1589 (-3.4584%)	3,251		1,529	Roller-Coaster Ro...



DJIA: 35,061.55 +238.20 (0.68%) | NASDAQ: 14,836.991 +152.394 (1.04%) | S&P 500: 4,411.79 +44.31 (1.01%) — Markets closed

Stock Details

Enter Company or Symbol

Snapshot

Find Symbol

- Stock Research & Ideas**
- Stock Research Center**
- My Research [↗](#)
- Screen & Filter**
- Stock Screeners
- Preset Expert Strategies
- News & Insights**
- Events Calendar
- Upgrades / Downgrades
- Explore Firm Research**
- Research Firms
- Research Firm Scorecards
- Reports Search

Orders By Fidelity Customers

Information shown in the table is based on the aggregate number of orders entered by Fidelity Brokerage Services LLC self-directed retail customers "as of" the date and time shown. Recent News headlines are "as of" the date indicated on the full story. Each customer may have a different reason for buying or selling a security. This information provides you with only some information about customer's sentiments. It should not be the sole basis for making an investment decision. Securities listed are not recommended or endorsed by Fidelity and are displayed for informational purposes only. Fidelity strongly encourages each investor to review and research their investments to ensure they align with the investor's personal investment objectives and risk profile.

Top Buys and Sells AS OF 07/23/21

Rank [†] ▲	Symbol	Company	Price Change	# Buy Orders	Buy / Sell Ratio	# Sell Orders	Recent News
1.	AMC	AMC ENTERTAINMENT HOLDINGS INC	-0.27 (-0.725%)	12,205		6,547	AMC board name...
2.	DIDI	DIDI GLOBAL INC	-2.145 (-21.0294%)	11,949		3,791	Beijing tutoring cr...
3.	INTC	INTEL CORP	-2.95 (-5.2716%)	12,047		3,172	US STOCKS-Wall...
4.	SNAP	SNAP INC	+15.01 (+23.8367%)	6,797		8,329	US STOCKS-Wall...
5.	XBIO	XENETIC BIOSCIENCES INC	+0.66 (+35.4839%)	6,454		7,211	Form 8-K Xenetic ...

Orders By Fidelity Customers

Information shown in the table is based on the aggregate number of orders entered by Fidelity Brokerage Services LLC self-directed retail customers "as of" the date and time shown. Recent News headlines are "as of" the date indicated on the full story. Each customer may have a different reason for buying or selling a security. This information provides you with only some information about customer's sentiments. It should not be the sole basis for making an investment decision. Securities listed are not recommended or endorsed by Fidelity and are displayed for informational purposes only. Fidelity strongly encourages each investor to review and research their investments to ensure they align with the investor's personal investment objectives and risk profile.

Top Buys and Sells AS OF 12:52 PM ET 08/04/21

Rank †	Symbol	Company	Price Change	# Buy Orders	Buy / Sell Ratio	# Sell Orders	Recent News
1.	HOOD	ROBINHOOD MARKETS INC	+21.5425 (+46.031%)	23,358		17,376	US STOCKS-S&P...
2.	AMD	ADVANCED MICRO DEVICES INC	+6.755 (+6.0012%)	7,490		10,631	Form 4 ADVANCE...
3.	AMC	AMC ENTERTAINMENT HOLDINGS INC	-3.24 (-9.6457%)	12,048		4,756	AMC Entertainme...
4.	MRNA	MODERNA INC	+35.13 (+9.089%)	6,658		5,369	WHO calls for halt...
5.	BYSI	BEYONDSRING INC	+18.3942 (+191.0093%)	5,488		5,185	BRIEF-Beyondspr...
6.	GM	GENERAL MOTORS CO	-5.175 (-8.9409%)	8,363		1,814	US STOCKS-S&P...
7.	TSLA	TESLA INC	+4.0826 (+0.5752%)	4,654		5,311	BRIEF-Tesla Incre...
8.	AAPL	APPLE INC	-0.1761 (-0.1195%)	3,613		2,781	US STOCKS-Futu...
9.	NVDA	NVIDIA CORP	+3.73 (+1.8824%)	2,556		2,997	PRESS DIGEST- ...
10.	NVAX	NOVAVAX INC	+41.20 (+21.8487%)	2,148		3,275	EU seals deal wit...

strongly encourages each investor to review and res their investments to ensure they align with the inves personal investment objectives and risk profile.

Top Buys and Sells AS OF 12:52 PM ET 01/18/22

Rank	Symbol	Company	Price Change	# Buy Orders	Buy / Sell Ratio	# Sell Orders
1.	TSLA	TESLA INC	-13.11 (-1.249%)	5,630		4,404
2.	MSFT	MICROSOFT CORP	-5.69 (-1.8343%)	5,975		2,132
3.	BBIG	VINCO VENTURES INC	+1.1692 (+28.7273%)	3,953		3,885
4.	TQQQ	ULTRAPRO QQQ	-4.90 (-6.8179%)	5,246		2,437
5.	AMC	AMC ENTERTAINMENT HOLDINGS INC	-2.5086 (-12.2197%)	5,678		1,886
6.	AAPL	APPLE INC	-3.46 (-1.9992%)	5,080		2,400
7.	NVDA	NVIDIA CORP	-9.52 (-3.5335%)	5,225		1,913
8.	TCEHY	TENCENT HOLDINGS LTD	-3.0045 (-4.9522%)	3,753		3,250
9.	ATVI	ACTIVISION BLIZZARD INC	+16.575 (+25.3479%)	2,246		3,618
10.	GME	GAMESTOP CORP	-11.89 (-10.1929%)	4,739		974
11.	DWA	DIGITAL WORLD GROUP CORP	+9.73 (+13.7274%)	2,687		2,782
12.	F	FORD MOTOR CO	-0.84 (-3.3347%)	2,967		1,860
13.	SPY	SPDR S&P 500 ETF TRUST	-9.16 (-1.9711%)	3,409		1,127
14.	RIVN	RIVIAN AUTOMOTIVE INC	-5.05 (-6.3164%)	3,344		989
15.	SOXL	DIREXION DAILY SEMICONDUCTOR BULL 3X SHARES	-7.03 (-10.9026%)	3,159		1,083
16.	QQQ	INVESCO QQQ TRUST SERIES 1	-8.62 (-2.2684%)	3,183		1,016
17.	LCID	LUCID GROUP INC	-2.37 (-5.6135%)	2,311		1,262
18.	AMD	ADVANCED MICRO DEVICES INC	-3.72 (-2.7177%)	2,056		1,452
19.	FB	META PLATFORMS INC	-12.71 (-3.8295%)	2,710		782
20.	NURO	NEUROMETRIX INC	+1.46 (+29.6748%)	1,700		1,580
21.	VOO	VANGUARD 500 INDEX FUND	-8.40 (-1.9662%)	2,892		361
22.	TNA	DIREXION DAILY SMALL CAP BULL 3X SHARES	-6.42 (-8.5327%)	1,938		1,241
23.	RBLX	ROBLOX CORP	-1.14 (-1.4421%)	1,924		1,236
24.	AMZN	AMAZONCOM INC	-86.95 (-2.6814%)	2,102		1,031
25.	GS	GOLDMAN SACHS GROUP INC	-32.12 (-8.4318%)	2,164		854
26.	MRNA	MODERNA INC	-18.12 (-8.8507%)	1,826		924
27.	JPM	JPMORGAN CHASE & CO	-7.10 (-4.4968%)	1,980		759
28.	GBTC	GRAYSCALE BITCOIN TRUST (BTC)	-2.08 (-6.812971%)	1,900		527

Top Buys and Sells AS OF 01:50 PM ET 06/14/22

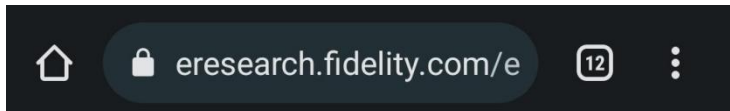
Rank †▲	Symbol	Company	Price Change	# Buy Orders	Buy / Sell Ratio	# Sell Orders	Recent News
1.	TSLA	TESLA INC	+15.9417 (+2.4631%)	6,231		5,542	10 Consumer Dis...
2.	TQQQ	PROSHARES ULTRAPRO QQQ	+0.0513 (+0.2223%)	3,444		2,886	--
3.	SQQQ	PROSHARES ULTRAPRO SHORT QQQ	-0.1401 (-0.2182%)	2,735		3,124	--
4.	AAPL	APPLE INC	+0.57 (+0.4322%)	3,591		1,871	10 Information Te...
5.	AMZN	AMAZONCOM INC	-1.0099 (-0.9741%)	3,438		1,515	10 Consumer Dis...
6.	SPY	SPDR S&P 500 ETF TRUST	-1.92 (-0.512%)	2,769		1,677	Biden, In Policy S...
7.	AMD	ADVANCED MICRO DEVICES INC	-0.285 (-0.3276%)	2,361		1,513	10 Information Te...
8.	NVDA	NVIDIA CORP	+1.7599 (+1.1248%)	2,383		1,391	10 Information Te...
9.	NIO	NIO INC	+2.7589 (+17.2539%)	943		1,605	Why Shares Of NI...
10.	REV	REVLON INC	+1.275 (+108.9744%)	1,189		1,258	41 Stocks Moving ...
11.	RDBX	REDBOX ENTERTAINMENT INC	-5.22 (-34.1847%)	1,320		1,122	41 Stocks Moving ...
12.	QQQ	INVESCO QQQ TRUST SERIES 1	+0.3471 (+0.126%)	1,447		957	Stock Bloodbath ...
13.	MSFT	MICROSOFT CORP	+1.3862 (+0.5722%)	1,399		998	10 Information Te...
14.	HUSA	HOUSTON AMERICAN ENERGY CORP	+0.29 (+4.6032%)	953		1,170	41 Stocks Moving ...
15.	ORCL	ORACLE CORP	+6.0629 (+9.4659%)	861		1,197	US STOCKS-Wall...
16.	AMC	AMC ENTERTAINMENT HOLDINGS INC	+0.33 (+2.8746%)	1,405		632	10 Communicatio...

Orders By Fidelity Customers

Information shown in the table is based on the aggregate number of orders entered by Fidelity Brokerage Services L directed retail customers "as of" the date and time shown. Recent News headlines are "as of" the date indicated on t Each customer may have a different reason for buying or selling a security. This information provides you with only s information about customer's sentiments. It should not be the sole basis for making an investment decision. Securiti not recommended or endorsed by Fidelity and are displayed for informational purposes only. Fidelity strongly encour investor to review and research their investments to ensure they align with the investor's personal investment object risk profile.

Top Buys and Sells AS OF 01:58 PM ET 04/18/22

Rank †	Symbol	Company	Price Change	# Buy Orders	Buy / Sell Ratio	# Sell Orders
1.	TSLA	TESLA INC	+21.395 (+2.1721%)	5,754		4,215
2.	TWTR	TWITTER INC	+2.235 (+4.9579%)	5,087		4,763
3.	NVDA	NVIDIA CORP	+6.8501 (+3.2224%)	4,116		2,627
5.	AAPL	APPLE INC	+0.08 (+0.0484%)	3,657		1,867
6.	AMD	ADVANCED MICRO DEVICES INC	+1.75 (+1.8805%)	3,137		2,141
4.	CASA	CASA SYSTEMS INC	+2.025 (+52.0566%)	3,089		3,441
7.	TQQQ	PROSHARES ULTRAPRO QQQ	+0.53 (+1.1277%)	2,770		1,947
8.	MSFT	MICROSOFT CORP	+1.14 (+0.4074%)	2,572		1,367
13.	GME	GAMESTOP CORP	-8.17 (-5.4188%)	2,528		814
15.	LCID	LUCID GROUP INC	-0.74 (-3.5221%)	2,182		588
12.	MULN	MULLEN AUTOMOTIVE INC	-0.26 (-12.037%)	2,154		1,200
17.	RIVN	RIVIAN AUTOMOTIVE INC	-2.35 (-5.7896%)	2,062		599
20.	DIS	WALT DISNEY CO	-2.60 (-1.9928%)	1,987		473
14.	AMC	AMC ENTERTAINMENT HOLDINGS INC	-0.655 (-3.6349%)	1,829		991
11.	SOXL	DIREXION DAILY SEMICONDUCTOR BULL 3X SHARES	+1.86 (+7.2628%)	1,806		1,579
23.	GOOGL	ALPHABET INC	+20.06 (+0.7914%)	1,802		415
10.	MDVL	MEDAVAIL HOLDINGS INC	+0.045 (+1.8443%)	1,763		1,883
25.	VOO	VANGUARD 500 INDEX FUND	+1.2566 (+0.3122%)	1,692		282
19.	QQQ	INVESTCO QQQ TRUST SERIES 1	+1.5054 (+0.4448%)	1,667		932
16.	SPY	SPDR S&P 500 ETF TRUST	+1.39 (+0.3175%)	1,652		1,024
9.	SQQQ	PROSHARES ULTRAPRO SHORT QQQ	-0.53 (-1.3074%)	1,645		2,024
24.	SHOP	SHOPIFY INC	+4.49 (+0.7748%)	1,626		537
26.	SOFI	SOFI TECHNOLOGIES INC	-0.095 (-1.3085%)	1,516		413
22.	AMZN	AMAZONCOM INC	+21.86 (+0.7205%)	1,384		954
30.	COIN	COINBASE GLOBAL INC	+0.14 (+0.0951%)	1,304		386
27.	LABU	DIREXION DAILY S&P BIOTECH BULL 3X SHARES	-1.359 (-9.611%)	1,295		579
21.	WBD	WARNER BROS DISCOVERY INC	-1.2244 (-4.9212%)	1,264		1,089
18.	ATER	ATERIAN INC	+0.668 (+12.0796%)	1,171		1,440
28.	FB	META PLATFORMS INC	+0.85 (+0.4044%)	1,093		655
29.	CEI	CAMBER ENERGY INC	+0.1609 (+18.4943%)	795		931



ly encourages each investor to review and research investments to ensure they align with the investor's individual investment objectives and risk profile.

Top Buys and Sells AS OF 05/09/22

bol	Company	Price Change	# Buy Orders	Buy / Sell Ratio	# Sell Orders	Recent News
A	TESLA INC	-78.54 (-9.073%)	12,991		5,137	Elon M...
Q	PROSHARES ULTRAPRO QQQ	-4.09 (-11.8174%)	6,982		4,574	--
L	APPLE INC	-5.22 (-3.3189%)	7,028		3,363	Why E...
J	RIVIAN AUTOMOTIVE INC	-6.01 (-20.8753%)	6,605		2,315	Why E...
A	NVIDIA CORP	-17.25 (-9.2369%)	5,895		2,481	Biting
	SPDR S&P 500 ETF TRUST	-13.17 (-3.2017%)	6,055		2,268	Marke...
Q	PROSHARES ULTRAPRO SHORT QQQ	+5.80 (+11.6442%)	3,505		4,534	--
	ADVANCED MICRO DEVICES INC	-8.98 (-9.4189%)	4,534		3,157	KeyBe...
	GAMESTOP CORP	-15.91 (-13.871%)	6,554		622	Bring...
	INVESCO QQQ TRUST SERIES 1	-12.10 (-3.9127%)	5,014		1,610	Marke...
T	MICROSOFT CORP	-10.15 (-3.6945%)	4,599		1,977	PreM...
R	PALANTIR TECHNOLOGIES INC	-2.02 (-21.308%)	4,897		1,400	Form...
	AMC ENTERTAINMENT HOLDINGS INC	-1.24 (-9.0116%)	5,308		930	BRIEF...
	VANGUARD 500 INDEX FUND	-12.20 (-3.2267%)	4,270		470	Form...
N	AMAZONCOM INC	-119.67 (-5.2134%)	3,066		1,615	Why E...
L	DIREXION DAILY SEMICONDUCTOR BULL 3X SHARES	-3.63 (-15.546%)	3,372		1,260	--
	META PLATFORMS INC	-7.56 (-3.7101%)	1,980		1,497	LGBTI...
P	SHOPIFY INC	-37.45 (-9.9208%)	2,419		952	Benzi...
J	COINBASE GLOBAL INC	-20.23 (-19.5007%)	2,549		804	10 Fin...
	WALT DISNEY CO	-3.31 (-3.0012%)	2,725		500	Disne...
	VANGUARD IDX FUND	-7.30 (-3.5445%)	2,912		295	--
Y	PROSHARES ULTRA VIX SHORT-TERM FUTURES ETF	+2.11 (+12.1404%)	1,306		1,833	--
	LUCID GROUP INC	-1.80 (-9.9174%)	2,308		700	Elon M...
C	GRAYSCALE BITCOIN TRUST (BTC)	-4.116 (-16.450839%)	2,194		737	Why I...
A	SOCIETY PASS INC	+0.50 (+26.455%)	1,229		1,576	Societ...
U	DIREXION DAILY S&P BIOTECH BULL 3X SHARES	-1.66 (-24.5199%)	1,633		1,059	--
	BLOCK INC	-12.33 (-12.8184%)	1,910		716	Adyer...
	FORD MOTOR CO	-0.84 (-5.9113%)	1,916		666	Elon M...
X	BETTER THERAPEUTICS INC	+0.31 (+16.4894%)	1,158		1,395	12 He...
L	DIREXION DAILY S&P 500 BULL 3X SHARES	-8.51 (-9.6452%)	1,878		664	--

based on the total of buy and sell orders for the security

Top Buys and Sells AS OF 02:30 PM ET 03/04/22

Rank †	Symbol	Company	Price Change	# Buy Orders	Buy / Sell Ratio	# Sell Orders	Recent News
1.	TSLA	TESLA INC	+0.98 (+0.1168%)	7,398		5,669	Tesla aims to meet...
2.	AMD	ADVANCED MICRO DEVICES INC	-4.5049 (-4.023%)	7,372		3,484	Form 4 ADVANCED...
3.	TQQQ	PROSHARES ULTRAPRO QQQ	-2.475 (-4.9264%)	6,676		3,577	ProShares Announ...
4.	INDO	INDONESIA ENERGY CORP LTD	+23.89 (+118.2673%)	4,778		5,052	Form 6-K Indonesi...
5.	AAPL	APPLE INC	-2.99 (-1.7987%)	6,565		2,744	US STOCKS-Wall S...
6.	NVDA	NVIDIA CORP	-10.9027 (-4.5976%)	6,193		2,439	US STOCKS-Wall S...
7.	SPY	SPDR S&P 500 ETF TRUST	-4.71 (-1.081%)	4,918		2,309	Surging oil prices a...
8.	SOXL	DIREXION DAILY SEMICONDUCTOR BULL 3X SHARES	-3.5999 (-9.587%)	5,600		1,608	--
9.	MSFT	MICROSOFT CORP	-6.75 (-2.281%)	4,817		1,752	US STOCKS-Wall S...
10.	F	FORD MOTOR CO	-0.8099 (-4.6017%)	5,187		1,278	BASF picks Canad...
11.	SQQQ	PROSHARES ULTRAPRO SHORT QQQ	+2.0691 (+4.895%)	2,722		3,705	ProShares Announ...
12.	RIVN	RIVIAN AUTOMOTIVE INC	-3.93 (-7.7195%)	4,494		1,332	Rivian spares preor...
13.	QQQ	INVESCO QQQ TRUST SERIES 1	-5.6199 (-1.642%)	4,175		1,539	Form NPORT-P INV...
14.	AMC	AMC ENTERTAINMENT HOLDINGS INC	-1.475 (-8.1672%)	4,229		1,070	Form 4 AMC ENTE...
15.	BA	BOEING CO	-8.915 (-4.7207%)	4,329		670	Exclusive-Italian pr...
16.	SOFI	SOFI TECHNOLOGIES INC	-0.74 (-6.9224%)	4,041		875	Form S-1 SoFi Tec...
17.	AMZN	AMAZONCOM INC	-56.80 (-1.9202%)	3,700		1,211	Dolly Parton to hos...
18.	UVXY	PROSHARES ULTRA VIX SHORT-TERM FUTURES ETF	+1.86 (+9.9785%)	1,795		2,825	--
19.	FB	META PLATFORMS INC	-3.25 (-1.6012%)	3,487		1,112	Russia blocks Fac...
20.	IMPP	IMPERIAL PETROLEUM INC	+0.6185 (+28.1136%)	2,225		2,327	BRIEF-Imperial Pet...
21.	UPST	UPSTART HOLDINGS INC	-22.52 (-15.0073%)	3,146		1,236	Form 4 Upstart Hol...
22.	VOO	VANGUARD 500 INDEX FUND	-4.31 (-1.0759%)	3,745		439	Form NPORT-P VA...
23.	MULN	MULLEN AUTOMOTIVE INC	-0.132 (-14.8148%)	3,053		1,004	EV Manufacturer ...
24.	NIO	NIO INC	-1.19 (-5.9859%)	2,927		1,036	Form 6-K NIO Inc. ...
25.	DIS	WALT DISNEY CO	-5.38 (-3.6958%)	3,273		467	The Walt Disney C...
26.	LCID	LUCID GROUP INC	+0.115 (+0.5082%)	2,440		1,288	Trinity Capital Inc. ...
27.	COST	COSTCO WHOLESALE CORP	-5.53 (-1.0374%)	2,385		1,209	Form 8-K COSTCO ...
28.	PYPL	PAYPAL HOLDINGS INC	-1.30 (-1.2828%)	2,840		609	PayPal stops acce...
29.	AAL	AMERICAN AIRLINES GROUP INC	-1.17 (-7.4475%)	2,911		455	Biden says U.S. to ...
30.	GOOGL	ALPHABET INC	-49.89 (-1.863%)	2,730		604	US STOCKS-Wall S...

†Rank is based on the total of buy and sell orders for the security

Top Buys and Sells AS OF 06/16/21

Rank †▲	Symbol	Company	Price Change	# Buy Orders	Buy / Sell Ratio	# Sell Orders	R
1.	AMC	AMC ENTERTAINMENT HOLDINGS INC	-3.86 (-6.5379%)	29,041		17,441	F
2.	ORPH	ORPHAZYME A/S	+6.16 (+61.2935%)	11,157		12,225	F
3.	TSLA	TESLA INC	+5.51 (+0.9193%)	9,116		6,733	B
4.	TRCH	TORCHLIGHT ENERGY RESOURCES INC	+0.92 (+18.146%)	8,581		6,498	F
5.	RBLX	ROBLOX CORP	-7.21 (-8.029%)	9,555		4,618	F
6.	AAPL	APPLE INC	+0.51 (+0.3934%)	6,097		6,766	A
7.	GME	GAMESTOP CORP	+0.47 (+0.2112%)	9,512		3,154	M
8.	APRE	APREA THERAPEUTICS INC	+0.53 (+10.9278%)	5,385		5,645	B

ys and Sells AS OF 06/23/21

▲	Symbol	Company	Price Change	# Buy Orders	Buy / Sell Ratio	# Sell Orders	R
	AMC	AMC ENTERTAINMENT HOLDINGS INC	+0.03 (+0.0515%)	13,816		14,396	Al
	TSLA	TESLA INC	+32.86 (+5.2685%)	9,589		14,706	G
	CLOV	CLOVER HEALTH INVESTMENTS CORP	+1.20 (+9.5012%)	8,535		7,754	Al
	WISH	CONTEXTLOGIC INC	+0.11 (+0.8148%)	8,755		6,653	Al
	TRCH	TORCHLIGHT ENERGY RESOURCES INC	-2.08 (-29.7143%)	8,570		5,545	F
	AAPL	APPLE INC	-0.28 (-0.209%)	7,319		6,318	F
	ENTX	ENTERA BIO LTD	+2.01 (+44.7661%)	6,249		6,268	F
	GME	GAMESTOP CORP	-1.06 (-0.4809%)	7,722		2,761	Al
	F	FORD MOTOR CO	+0.51 (+3.4205%)	6,311		3,939	M

FINRA Seeks Additional Delay for FINRA Rule 4210 Implementation (Updated)

by Practical Law Corporate & Securities

An Update discussing the Financial Industry Regulatory Authority's (FINRA) request for a delay of the implementation date of amendments to FINRA Rule 4210.

Update: On February 24, 2023, FINRA filed a [proposed rule change](#) to extend the implementation date to October 25, 2023.

Update: On July 29, 2022, FINRA filed a [proposed rule change](#) to extend the implementation date of the amendments to FINRA Rule 4210 to April 24, 2023.

Update: On March 3, 2022, the SEC [approved](#) FINRA's proposed rule change to extend the implementation date of the amendments to FINRA Rule 4210 to October 26, 2022.

Update: On November 12, 2021, FINRA filed a [proposed rule change](#) further extending the implementation date of FINRA Rule 4210 to April 26, 2022.

Update: On August 26, 2021, FINRA filed a [proposed rule change](#) extending the implementation date of FINRA Rule 4210 to January 26, 2022.

Update: On December 22, 2020, FINRA filed a [proposed rule change](#) to further extend the implementation date of FINRA Rule 4210 to October 26, 2021.

Update: On October 25, 2019, FINRA filed an [amendment](#) to further delay the implementation of FINRA Rule 4210 until March 25, 2021.

Update: On February 12, 2019, FINRA published [Regulatory Notice 19-05](#) to notify members that the effective date of amendments to FINRA Rule 4210, which otherwise would have become effective on March 25, 2019, has been extended to March 25, 2020.

Published on 29-Jul-2022

Resource Type

Legal update: archive

Jurisdiction

United States

[Related Content](#)

12:09 investmentnews.com

InvestmentNews LOGIN

OUR TAX-FOCUSED PLANNING CAN HELP KEEP THAT MONEY IN YOUR CLIENTS' POCKETS.

NEWS Regulation

SEC delays parts of market surveillance initiative until 2024



But opponents, including SEC Commissioner Hester Peirce, want the agency to scrap the whole project.

July 11, 2022

By Mark Schoeff Jr.



12:08 natlawreview.com

THE NATIONAL LAW REVIEW

f t in i r

SEC Delays Enforcement of Rule 15c2-11 Compliance

Advertisement

By [Chris DiAngelo](#) and [Anna-Liza B. Harris](#) of [Katten](#)

January 31, 2023

In 2021, the Securities and Exchange Commission (SEC) took the industry off-guard by announcing its new position that Rule 15c2-11 of the Securities Exchange Act of 1934 (Rule) and its amendments apply to fixed-income securities, which had previously not been subject to enforcement actions under the Rule. The amendments to the Rule in September 2020, from which this interpretation arose, requires brokers and

Mobile navigation bar with back, forward, zoom, and share icons.

12:07 reuters.com

THE WORLD'S TOUGHEST EBIKE, GO ANYWHERE!

REUTERS®

My View Following Saved

Business

2 minute read · September 24, 2021 6:27 PM EDT · Last Updated a year ago

U.S. SEC delays certain assets from enforcement actions under new disclosure rule

By Katanga Johnson



[1/2] The seal of the U.S. Securities and Exchange Commission (SEC) is seen at their headquarters in Washington, D.C., U.S., May 12, 2021. REU [Read more](#)

12:07 blog.toppanmerrill.com

How errors and delays in SEC filings can hurt companies — and their shareholders



Written by [Toppan_Merrill](#) | Nov 9, 2018 7:02:00 PM

Delays and mistakes in SEC financial reporting can have far-reaching consequences for companies and even for their shareholders. The impacts may include:

- SEC Enforcement reviews, actions, and penalties
- An SEC comment letter, demanding a time-consuming and expensive response
- A required filing amendment, including financial restatements
- A drop in the company's stock price
- Complications with the company's stock-exchange listing
- Unfavorable scrutiny by analysts
- Loss of short form (S-3) eligibility and well-known seasoned issuer (WKSII) status

A study reported by *The Wall Street Journal* in September 2018 shows an uptick in corporate financial restatements during the first half of 2018, the first ~~increase in a decade~~.

12:06 skadden.com



Skadden  

SEC Delays by Two Years Implementation of Rule 15c2-11 for Private Issuers of Rule 144A Debt Securities

December 12, 2022

Skadden, Arps, Slate, Meagher & Flom LLP

Filipe B. Areno, Brian V. Breheny, Adrian J. S. Deitz, Shu Du, Rajeev P. Duggal, Ryan J. Dzierniejko, Gregory A. Fericola, Raquel Fox, P. Michelle Gasaway, David J. Goldschmidt, Stephan Hutter, Thomas J. Ivey, Laura A. Kaufmann Belkhat, Haiping Li, James A. McDonald, Gregg A. Noel, Michael J. Schwartz, Jonathan B. Stone, Kenji Taneda, Danny Tricot, Pranav L. Trivedi, Joseph (Yossi) Vebman, J. Mathias von Bernuth, Yuting Wu, Dwight S. Yoo, Michael J. Zeidel, Andrew J. Brady, Caroline S. Kim, James Rapp

12:06 news.bloomberglaw.com




Bloomberg Law [Log In](#)




[Securities Law](#)






Oct. 19, 2022, 5:00 AM

SEC Climate Rules Pushed Back Amid Bureaucratic, Legal Woes

DEEP DIVE

 **Andrew Ramonas**
Corporate Disclosure Reporter  

 **Amanda Iacone**
Reporter  

- SEC weighs thousands of comments, legal risks
- Rules would mandate greenhouse emission reporting
- [ESG Practice Page](#) (Bloomberg Law subscription)

In response to ~~concerns raised by market~~

The SEC is months away from finalizing

EXHIBIT DARKPOOLS AMC trade volume and buying pressure is nullified through dark pools. This is a daily occurrence and historical evidence suggests that billions of retail dollars, and higher stock prices were lost as a result of this.

AMC Entertainment Holdings Inc
- Class A

At Close 8/12/2021 4:00:02 PM EDT
33.07 USD **+4.818%** (+1.52) 70,487,569
 32.62 Bid 1500.00 Ask 1467.38 Spread IEX

Pre-market 8/12/2021 9:29:52 AM EDT
30.94 USD **-1.933%** (-0.61)

Overview News Option Chain Historical **Stats**

Volume by Exchange - 2021-08-12

Exchange	Percent	Volume	30d
Dark Pool ¹	64.11	45,636,806	60.53
Cboe EDGX	11.65	8,296,754	11.44
NYSE	6.78	4,830,201	7.14
Nasdaq GSM	6.03	4,294,915	7.60
NYSE Arca	4.39	3,125,630	6.19
Cboe BZX	2.66	1,891,341	2.21
MEMX	1.40	996,921	1.37
Cboe EDGA	1.07	758,803	1.30
IEX	0.74	529,761	0.83
Cboe BYX	0.39	277,048	0.43
Nasdaq PHLX	0.39	275,634	0.30
Nasdaq BX	0.28	199,769	0.41
NYSE National	0.06	42,786	0.18
NYSE American	0.02	17,537	0.03
MIAX Pearl	0.02	13,309	0.03
CHX	0.00	2,244	0.03

¹ Multiple "off exchange" venues

Volume by Exchange - Historical

← → Page 1 / 15 Volume Percent

Date	Dark Pool ¹	Cboe EDGX	NYSE	Nasdaq GSM	NYSE Arca	Cboe BZX
2021-08-12	64.11	11.65	6.78	6.03	4.39	2.66
2021-08-11	58.49	13.32	8.05	5.63	7.28	2.72
2021-08-10	57.29	13.12	7.25	8.12	6.41	2.20
2021-08-09	57.30	10.55	5.47	7.67	11.91	2.21
2021-08-06	62.76	12.78	7.19	6.12	4.36	2.33
2021-08-05	60.00	12.60	7.34	6.78	6.06	1.80
2021-08-04	59.67	13.85	7.20	6.33	4.87	2.38
2021-08-03	60.44	11.52	7.49	6.27	5.40	3.02
2021-08-02	61.08	11.26	6.03	6.01	6.53	3.20
2021-07-30	58.84	11.16	6.84	7.71	6.48	3.49
2021-07-29	63.76	10.60	6.29	6.68	5.90	2.35
2021-07-28	63.91	10.16	6.80	6.50	5.17	2.24
2021-07-27	65.25	11.62	6.13	6.69	4.10	1.36
2021-07-26	67.17	10.02	6.46	6.70	3.10	1.43
2021-07-23	66.54	10.07	5.64	6.76	3.55	2.39
2021-07-22	66.63	11.14	5.23	6.62	4.05	1.83
2021-07-21	62.18	10.42	6.52	8.16	6.18	1.58
2021-07-20	62.97	9.60	7.10	8.18	6.02	1.64
2021-07-19	62.22	10.20	6.82	7.32	5.03	2.60
2021-07-16	61.85	10.20	7.56	7.84	6.22	2.43

¹ Multiple "off exchange" venues

² FINRA data updated after market close

ChartExchange @chartexchange

\$APE update: the Shares Out. value of 703,818,360 comes directly from @iexcloud. We've submitted a ticket asking where they got that value.

Stats

Avg. Vol. 10 Day	113,573,383	52 Week Low	5.21
Avg. Vol. 30 Day	113,573,383	52 Week High	10.50
Employees	3,046	SMA50	6.51
Market Cap	4,933,766,704	SMA200	6.51
Shares Out.	703,818,360	1 Week	+16.83%
Float	515,280,470		
On/Off Exchange	53%/47%		
6 Month Beta	0.00		

ChartExchange @chartexchange

\$APE update: the Shares Out. value of 703,818,360 comes directly from @iexcloud. We've submitted a ticket asking where they got that value.

2:04 PM · Aug 24, 2022 · Twitter Web App

86 Retweets 19 Quote Tweets 286 Likes

Tweet your reply Reply

AL,The Last Viceroy ... @A... · Now
Replying to @chartexchange_ and @iexcloud
Can you please post the dates on the screenshots from now on?

Send now Undo

Followed by some Tweepers you follow
KC Sh... @AMKCS... · Aug 24
Replying to @chartexchange_ and @iexcloud
If market cap is 4.933B / 516M shares then the price would have to be \$9.56 for the math to work out... bad reporting of data.

This Tweet is from an account you blocked. View

JSON Raw Data Headers

Save Copy Collapse All Expand All Filter JSON

companyName:	"AMC Entertainment Holdings Inc"
marketcap:	4940804888
week52high:	10.5
week52low:	5.21
week52highSplitAdjustOnly:	10.5
week52lowSplitAdjustOnly:	5.21
week52change:	0.16999999999999993
sharesOutstanding:	703818360

ChartExchange
119 Tweets

APE Stats

Avg. Vol. 10 Day	87,679,502	52 Week Low	5.21
Avg. Vol. 30 Day	87,679,502	52 Week High	10.50
Employees	3,046	SMA50	6.72
Market Cap	4,527,551,374	SMA200	6.72
Shares Out.	694,409,720	1 Week	+8.67%
Float	515,280,470		
On/Off Exchange	53%/47%		
6 Month Beta	-28.19		

AL The Last Vicer...
@AlfromBoston

Retweets 108

Likes 277

Tracked by Absolute Community

Ken Griffin

Mess

ChartExchange
@chartexchange_

\$APE update: @iexcloud has lowered the Shares Out. number to 694,409,720, but we're still waiting to hear where they're getting that number from.
chartexchange.com/symbol/nyse-ap...

11:01 AM · Aug 25, 2022 · Twitter Web App

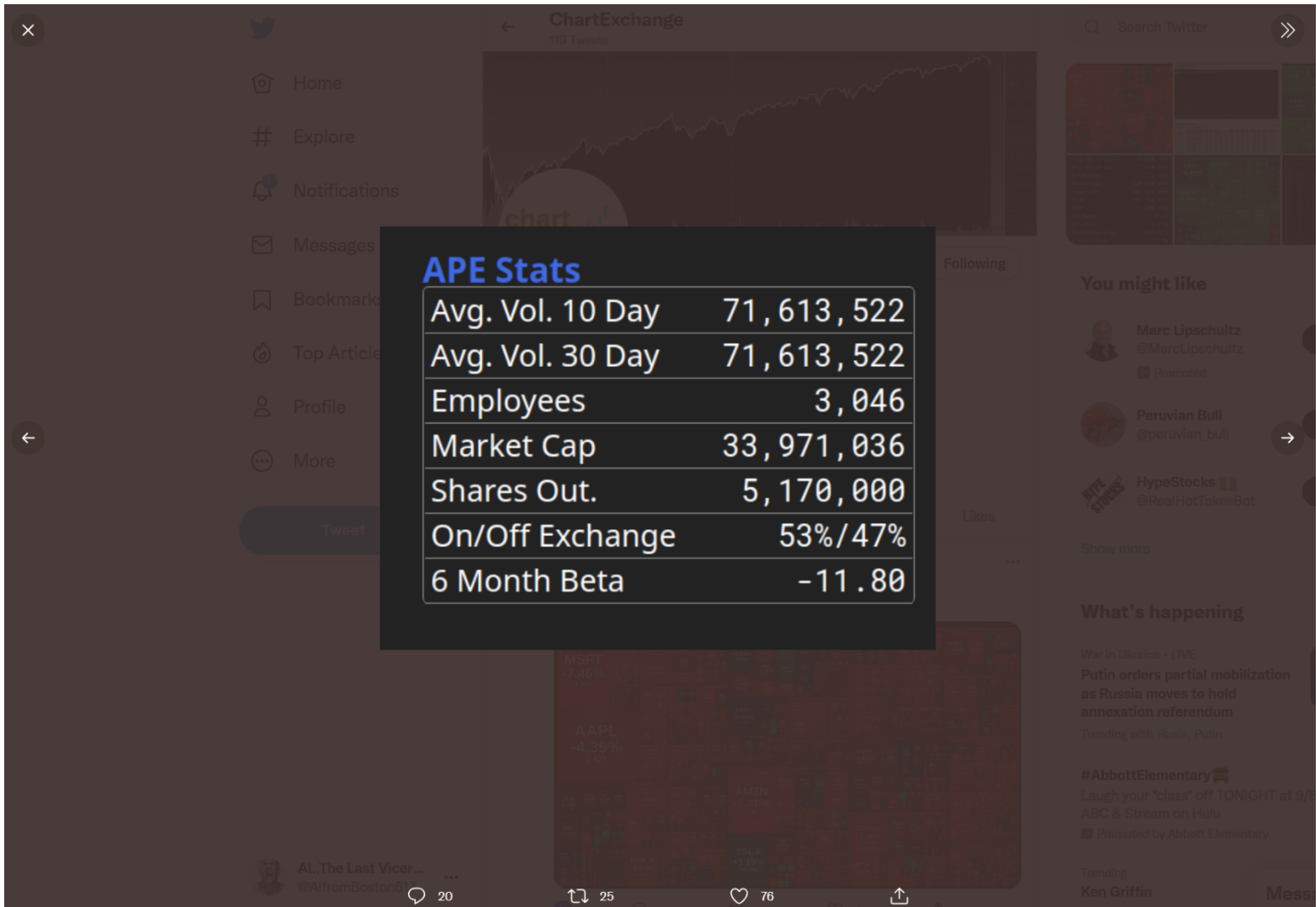
95 Retweets 13 Quote Tweets 277 Likes

Tweet your reply Reply

Some accounts you've liked often like this Tweeter

Absolut APE @... · Aug 25
Replying to @chartexchange_and @iexcloud
There are only 516,820,595 shares issued! The company has repeatedly said this!

Absolut AP... @... · Aug 25
This just in direct from #AMC investor direct: #AMC issued 516,820,595 \$APE shares. So why have some brokers said that there were 700+ million issued? I even saw one say that 1 billion were issued! NOT TRUE! WE NEED ANSWERS! #APESNOTLEAVING #AMCtothemoon #CHECKMATE
twitter.com/BielIslvOne1/st



APE Stats

Avg. Vol. 10 Day	71,613,522
Avg. Vol. 30 Day	71,613,522
Employees	3,046
Market Cap	33,971,036
Shares Out.	5,170,000
On/Off Exchange	53%/47%
6 Month Beta	-11.80

ChartExchange
@chartexchange_

\$APE final update: iexcloud now reporting outstanding shares at 5,170,000, and we still haven't been given an explanation about their source or calculation. We'll be pulling this kind of info directly from SEC filings in the near future to reduce uncertainty in our data.

10:23 AM · Aug 26, 2022 · Twitter Web App

21 Retweets 4 Quote Tweets 76 Likes

Reply Retweet Like Share

Tweet your reply Reply

Some accounts you've liked often like this Tweeter

Christine vs... @c... · Aug 26
Replying to @chartexchange_ wtf where are the other ~495 million 🤔

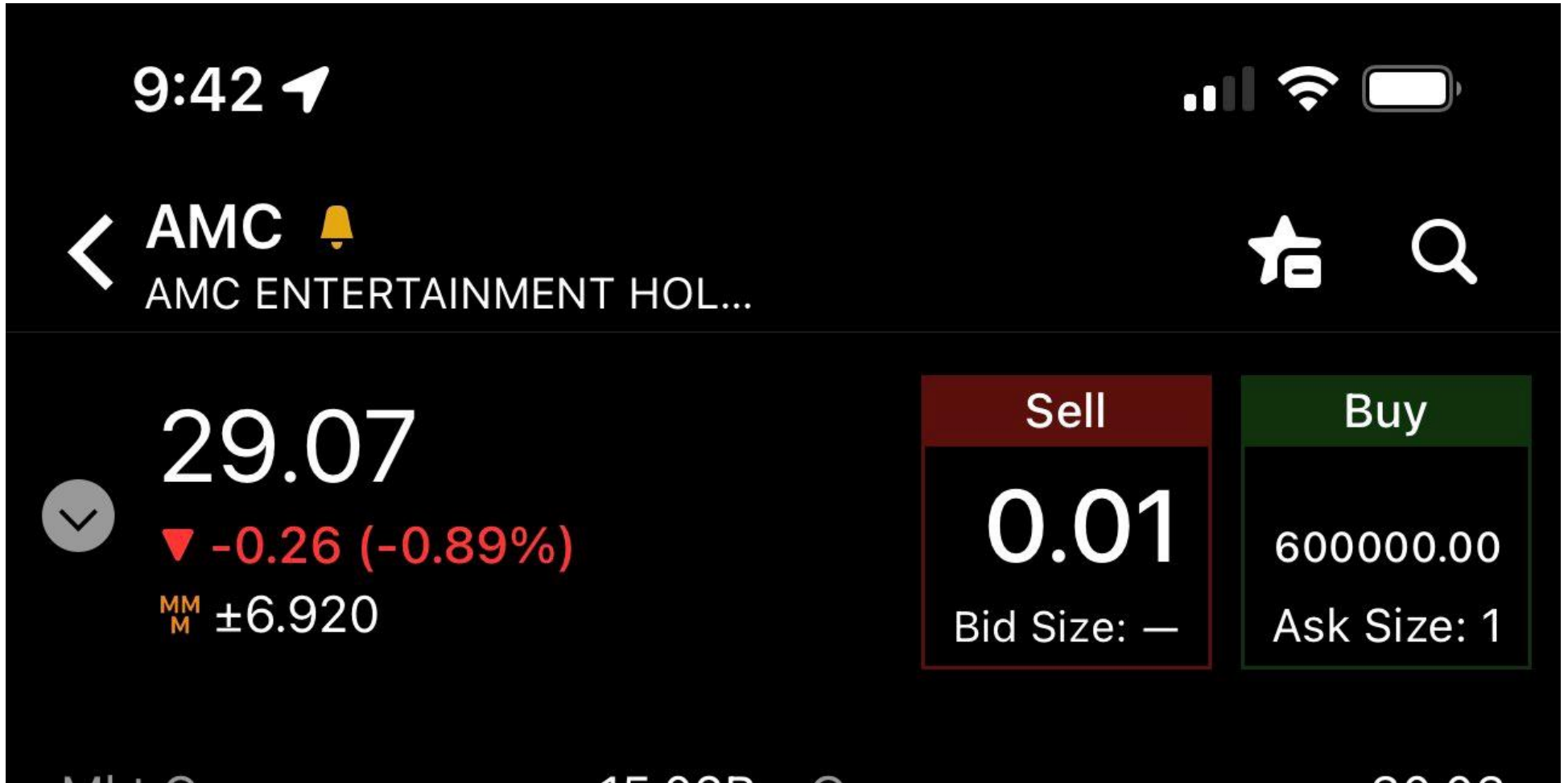
Show replies

Some of your mutual follows often like this Tweeter

snazzy naz... @JSN... · Aug 26
Replying to @chartexchange_ Is this the 1/100th @CEOAdam

Symbol AMC
 Description AMC ENTERTAINMENT HOLDINGS, INC.
 Product CTS
 Total Shares 7,036,765

ATS Description	Shares	Shares Last Updated Date
IATS IBKR ATS	996,480	10/03/2022
UBSA UBS ATS	889,207	10/03/2022
INCR INTELLIGENT CROSS LLC	693,524	10/03/2022
SGMT SIGMA X2	611,514	10/03/2022
CROS CROSSFINDER	603,007	10/03/2022
EBXL LEVEL ATS	490,678	10/03/2022
JPMX JPM-X	435,764	10/03/2022
KCGM VIRTU MATCHIT ATS	394,678	10/03/2022
MSPL MS POOL (ATS-4)	390,500	10/03/2022
XSTM CROSSSTREAM	312,994	10/03/2022
LATS THE BARCLAYS ATS	199,327	10/03/2022
JPBX JPB-X	181,978	10/03/2022
MLIX INSTINCT X	178,584	10/03/2022
MSTX MS TRAJECTORY CROSS (ATS-1)	123,300	10/03/2022
ICBX CBX	116,114	10/03/2022
BNPX BNPP CORTEX ATS	100,762	10/03/2022
CODA CODA	83,216	10/03/2022
ITGP POSIT	62,648	10/03/2022



(astrels81)

Scan

MarketWatch

Charts

Tools

Education

Help

Product Depth

AMC ENTERTAINMENT HOLDINGS INC COM CL A 29.07 -.26
-0.89% B: .01 A: 600000.00
09/22, 9:38 AM O: 29.07 H: 29.07 L: 29.07 C: 29.07 R: 0 Volume 46,127 SimpleMovingAvg

23,006,801

3 alerts X

03/29/2022, 09:38 AM ET

Trade

\$29.07 -0.26 (0.89%)

Bid 0.0100

Ask 600,000.00

1d 5d 1m 3m 6m 1y 5y ⚙️



Date: 3/29/2022 Hours: Between 09:37:56 and 9:43:15

Prices: All Prices Exchange: All exchanges

Size: All trade sizes Apply Clear All

28.85 ↓ -0.48 (-1.64%) B 28.84 x 5 A 28.86 x 9 V 158,298,918

Time	Last Price	Last Size	Last Exchange	Bid Price	Bid Size	Bid Exchange	Ask Price	Ask Exchange	As
09:43:09 ET	29.07	1	DF	29.06	4	IX	30.00	MEMX	
09:43:09 ET	29.07	2	DF	29.06	4	IX	30.50	P	
09:43:09 ET	29.07	1	DF	29.06	4	IX	30.50	P	
09:43:09 ET	29.07	1	DF	29.06	4	IX	30.50	P	
09:43:09 ET	29.06	100	DF	29.06	4	IX	30.50	P	
09:43:09 ET	29.08	50	MEMX	29.06	4	IX	30.50	P	
09:43:09 ET	29.07	1	DF	29.02	1	P	30.50	P	
09:43:09 ET	30.50	1	DF	29.02	1	P	30.50	P	
09:43:09 ET	29.265	70	DF	29.02	1	P	30.50	P	
09:43:09 ET	29.07	319945	N	0.0094	1	MEMX	39.00	MEMX	
09:38:07 ET	29.065	1	DF	0.00	0	--	600,000.00	DEX	
09:38:07 ET	29.065	12	IX	29.06	17	TH	29.07	B	
09:38:07 ET	29.07	2	DF	29.06	31	N	29.07	DEA	
09:38:07 ET	29.07	150	N	29.06	31	N	29.07	DEA	
09:38:07 ET	29.07	100	DF	29.06	31	N	29.07	DEA	
09:38:07 ET	29.07	100	DF	29.06	31	N	29.07	DEA	
09:38:07 ET	29.07	6	DF	29.06	31	N	29.07	DEA	
09:38:07 ET	29.07	194	DF	29.06	31	N	29.07	DEA	
09:38:07 ET	29.07	57	DF	29.06	31	N	29.07	DEA	
09:38:07 ET	29.07	103	N	29.06	31	N	29.07	DEA	
09:38:07 ET	29.07	1	DF	29.06	31	N	29.07	DEA	
09:38:07 ET	29.07	100	DF	29.06	31	N	29.07	DEA	
09:38:07 ET	29.07	30	DF	29.06	31	N	29.07	DEA	
09:38:07 ET	29.07	100	DF	29.06	31	N	29.07	DEA	



https://us.etrade.com/etx/pw/portfolios#/portfolios/0/margin/

Search E*TRADE House Requirements

Symbol

Enter Symbol

You have reached the maximum number of symbols that can be entered. Please remove at least one requirement result.

Symbol	Long %	Short %	Naked Options %	Last Price \$	Change \$	Change %
AMC	100%	400%	300%	6.20	-0.03	-0.5%
GME	100%	400%	300%	19.54	-0.60	-3.0%
BB	100%	300%	300%	3.80	-0.06	-1.6%
NOK	100%	200%	300%	4.58	-0.07	-1.5%
IBM	30%	30%	20%	130.57	-0.22	-0.2%
META	30%	30%	30%	170.39	-1.65	-1.0%
AAPL	30%	30%	20%	146.71	-2.69	-1.8%
AMZN	30%	30%	20%	93.50	-2.32	-2.5%
NFLX	40%	40%	40%	317.15	-6.50	-2.0%
MSFT	30%	30%	20%	249.22	-5.55	-2.2%

mc.crazyawesomecompany.com

Stonk-O-Tracker | AMC

Stonk time in 2 hr 05 min 33 sec

Our option data provider (Yahoo) is reporting wrong data causing option chain glitches. Please hang on, we're trying to fix it.

NYSE Closed	SSR Off	FRA Open
\$15.64	Trigger Price	€14.56
-0.21 (-1.32 %)	\$14.08	(~\$16.45)
Vol. 29,478,898	(Apr 29)	

8,144	250,000 (1.1%)
Calls ITM expiring May 20	shares available to borrow
@ \$16	3,234
+1,295	(442,000)
Calls ITM	ETF shares available more info

AMC Entertainment Holdings...



USD ▾

12.89 -1.24 (-9.01%)

11.50

488.50

500.00

Vol

14.20

14.00

AMC TOKENIZED STOCK DISCOVERY

This is a supplemental discovery in addition to the prior on the Gamestop Token. This supplemental will however focus on the AMC Tokens. The AMC Token Addresses under scrutiny are listed below with links provided. Information for these tokens can be seen using the website “etherscan.io” and inputting the Token Address.

List of AMC Token Addresses and Website Links:

1. Token – FTX Wrapped AMC (wAMC), Created January 27th, 2021 @ 5:17pm EST
 - a. 0x801427E0b00c5aA46F96550E1e33aD7f00077e19 (Token Contract)
 - b. <https://etherscan.io/token/0x801427e0b00c5aa46f96550e1e33ad7f00077e19>
 - c. Token Max Total Supply – 525,000 wAMC
 - d. Number of Token Holders – 53

2. Token – Wrapped AMC (wAMC), Created January 29th, 2021 @ 5:26pm EST
 - a. 0x7a250d563e05712d1915df309A824baF3F0ed249 (Token Contract)
 - b. <https://etherscan.io/token/0x7a250d563e05712d1915df309a824baf3f0ed249>
 - c. Token Max Total Supply – 30,000,000
 - d. Number of Token Holders – 23

3. Token – Wrapped AMC (AMC), Created June 5th, 2021 @ 1:27pm EST
 - a. 0x71b7Ecd719612Fb89717c588683814B86bC27637
 - b. <https://etherscan.io/token/0x71b7ecd719612fb89717c588683814b86bc27637#balances>
 - c. Token Max Total Supply – 8,008,595,000,000,000
 - d. Number of Token Holders – 337

We will start by analyzing the first Token, FTX Wrapped AMC (wAMC). Looking at what comes up when you click on the link.

The screenshot shows the Etherscan interface for the token FTX Wrapped AMC (wAMC). The page is titled "Token FTX Wrapped AMC (wAMC)" and includes navigation links for "Buy", "Exchange", "Earn", and "Gaming". A sponsored banner for "CryptoSlots" is visible. The token is identified as ERC-20. The "Overview" section displays: MAX TOTAL SUPPLY: 525,000 wAMC; HOLDERS: 53; TOTAL TRANSFERS: 90. The "Market" section shows: FULLY DILUTED MARKET CAP: \$0.00; CIRCULATING SUPPLY MARKET CAP: -. The "Other Info" section provides the token contract address: 0x801427e0b00c5aa46f96550e1e33ad7f00077e19. Below the overview, there are tabs for "Transfers", "Holders", "Info", "Contract", "Analytics", and "Comments". The "Transfers" tab is active, showing a search bar with "A total of 90 transactions found" and a table with columns: Txn Hash, Method, Date Time (UTC), From, To, and Quantity. The table is currently empty, showing only the header row.

Here you can confirm the information about the Token from above. There were total of 90 Transactions made under this Token, including the creation of the Token and the disbursement of the Token into Liquidity Pools. By looking at the first transactions for this token, we can see the initial creation and disbursement of the Token. Here are those first transactions.

⊗	0xeb8eec8aaaa4f68f6...	Swap Exact E...	2021-01-27 22:22:22	Uniswap V2: wAMC	→	FTX Exchange 2	20,134.05392929953456168
⊗	0x090c7462db4bd833...	Add Liquidity ...	2021-01-27 22:21:32	0xA16b1A...192DAC31	→	Uniswap V2: wAMC	525,000
⊗	0x279e8f52e0bdef754...	0x60806040	2021-01-27 22:17:47	Null: 0x000...000	→	FTX Exchange 2	25,000
⊗	0x279e8f52e0bdef754...	0x60806040	2021-01-27 22:17:47	Null: 0x000...000	→	FTX Exchange	100,000
⊗	0x279e8f52e0bdef754...	0x60806040	2021-01-27 22:17:47	Null: 0x000...000	→	Maker: Deployer 1	50,000
⊗	0x279e8f52e0bdef754...	0x60806040	2021-01-27 22:17:47	Null: 0x000...000	→	Curve.fi: bBTC Metapool	50,000
⊗	0x279e8f52e0bdef754...	0x60806040	2021-01-27 22:17:47	Null: 0x000...000	→	Wrapped BTC: Deployer	50,000
⊗	0x279e8f52e0bdef754...	0x60806040	2021-01-27 22:17:47	Null: 0x000...000	→	Binance	50,000
⊗	0x279e8f52e0bdef754...	0x60806040	2021-01-27 22:17:47	Null: 0x000...000	→	Binance 4	50,000
⊗	0x279e8f52e0bdef754...	0x60806040	2021-01-27 22:17:47	Null: 0x000...000	→	Binance 3	50,000
⊗	0x279e8f52e0bdef754...	0x60806040	2021-01-27 22:17:47	Null: 0x000...000	→	Binance 10	50,000
⊗	0x279e8f52e0bdef754...	0x60806040	2021-01-27 22:17:47	Null: 0x000...000	→	Binance: Deployer 1	50,000
⊗	0x279e8f52e0bdef754...	0x60806040	2021-01-27 22:17:47	Null: 0x000...000	→	0xA16b1A...192DAC31	0


We can see the very first transaction for the distribution of Tokens which is the Token being created. Clicking on the Transaction Hash Link it brings up all the information for that particular transaction. Here is what the transaction shows.

Transaction Hash: [0x279e8f52e0bdef7541f797a28e1b3e141b7643bb0d7d96c74fdfa307b069b78f](#)

Status: Success

Block: 11740511 5039136 Block Confirmations

Timestamp: 769 days 1 hr ago (Jan-27-2021 10:17:47 PM +UTC)

Sponsored: 

From: [0xA16b1A2ec136e85001BD349031a94104192DAC31](#)

Interacted With (To): [\[0x801427e0b00c5aa46f96550e1e33ad7f00077e19 Created \]](#)

ERC-20 Tokens Transferred: 11

- From Null: 0x000...000 To 0xA16b1A...192DAC31 For 0 FTX Wrapped ... (wAMC...)
- From Null: 0x000...000 To Binance: Deployer 1 For 50,000 FTX Wrapped ... (wAMC...)
- From Null: 0x000...000 To Binance 10 For 50,000 FTX Wrapped ... (wAMC...)
- From Null: 0x000...000 To Binance 3 For 50,000 FTX Wrapped ... (wAMC...)
- From Null: 0x000...000 To Binance 4 For 50,000 FTX Wrapped ... (wAMC...)
- From Null: 0x000...000 To Binance For 50,000 FTX Wrapped ... (wAMC...)
- From Null: 0x000...000 To Wrapped BTC: Deployer For 50,000 FTX Wrapped ... (wAMC...)
- From Null: 0x000...000 To Curve.fi: bBTC Metapool For 50,000 FTX Wrapped ... (wAMC...)
- From Null: 0x000...000 To Maker: Deployer 1 For 50,000 FTX Wrapped ... (wAMC...)

Scroll for more

Value: 0 ETH (\$0.00)


Transaction Fee: 0.22207335 ETH \$345.34

Gas Price: 75 Gwei (0.000000075 ETH)


This shows the Token being created then sent out to the 10 following Addresses:


1. Binance: Deployer 1 – 50,000 Tokens
2. Binance 10 – 50,000 Tokens
3. Binance 3 – 50,000 Tokens
4. Binance 4 – 50,000 Tokens
5. Binance – 50,000 Tokens
6. Wrapped BTC: Deployer – 50,000 Tokens
7. Curve.fi: bBTC Metapool – 50,000
8. Maker: Deployer 1 – 50,000
9. FTX Exchange – 100,000
10. FTX Exchange 2 – 25,000

After those Tokens were distributed they became available to purchase through a Uniswap Liquidity Pool. Here you can see the following transaction after the disbursement where liquidity of 25 Wrapped Ethereum (\$31,197.04) is added to the Uniswap Liquidity Pool “Uniswap V2: wAMC”.

Transaction Hash:	0x090c7462db4bd83364717d6fe2d090e90b6205b08bbacce1c5d768f3cd7b2a4f
Status:	Success
Block:	11740528 5039689 Block Confirmations
Timestamp:	769 days 2 hrs ago (Jan-27-2021 10:21:32 PM +UTC)
Transaction Action:	Supply 525,000 wAMC And 25 Ether Liquidity To Uniswap V2
Sponsored:	
From:	0xA16b1A2ec136e85001BD349031a94104192DAC31
To:	0x7a250d5630B4cF539739dF2C5dAcB4c659F2488D (Uniswap V2: Router 2) Transfer 25 ETH From Uniswap V2: Router 2 To Wrapped Ether
ERC-20 Tokens Transferred: 4	<ul style="list-style-type: none"> From 0xA16b1A...192DAC31 To Uniswap V2: wAMC For 525,000 FTX Wrapped ... (wAMC...) From Uniswap V2: Router 2 To Uniswap V2: wAMC For 25 \$31,197.04 Wrapped Ethe... (WETH...) From Null: 0x000...000 To Null: 0x000...000 For 0.0000000000000001 Uniswap V2... (UNI-V2...) From Null: 0x000...000 To 0xA16b1A...192DAC31 For 3,622.844186547359642429 Uniswap V2... (UNI-V2...)
Value:	25 ETH \$39,161.25
Transaction Fee:	0.148583105 ETH \$232.75
Gas Price:	55 Gwei (0.000000055 ETH)
Ether Price:	\$1,241.51 / ETH
Gas Limit & Usage by Txn:	3,032,573 2,701,511 (89.08%)

Once Wrapped Ethereum liquidity has been added the Uniswap Pool, swaps for the Tokens can begin. This is only one instance of Wrapped Ethereum liquidity being added to the Uniswap Pool. There are 2 instances in which Wrapped Ethereum Liquidity is removed and are shown below. One is for just under 13 Wrapped Ethereum (\$16,222.46) and the other is for 429 Wrapped Ethereum (\$570,679.60).

Transaction Hash:	0x5ae9114c31e95786de1ef9109c737410d52e87d39aca8032115f3596a770a546
Status:	Success
Block:	11740535 509760 Block Confirmations
Timestamp:	769 days 3 hrs ago (Jan-27-2021 10:23:27 PM +UTC)
<hr/>	
Transaction Action:	Remove 252,432.973035350232649412 wAMC And 12.9999999999999996 Ether Liquidity From Uniswap V2
<hr/>	
Sponsored:	
<hr/>	
From:	0xA16b1A2ec136e850018D349031a94104192DAC31
Interacted With (To):	<ul style="list-style-type: none"> 0x7a250d5630B4cF53973dF2C5dAcb4c659F2488D (Uniswap V2: Router 2) Transfer 12.9999999999999996 ETH From Wrapped Ether To Uniswap V2: Router 2 Transfer 12.9999999999999996 ETH From Uniswap V2: Router 2 To 0xA16b1A...192DAC31
<hr/>	
ERC-20 Tokens Transferred:	<ul style="list-style-type: none"> From 0xA16b1A...192DAC31 To Uniswap V2: wAMC For 1,811.422093273679821214 Uniswap V2... (UNI-V2...) From Uniswap V2: wAMC To Null: 0x000...000 For 1,811.422093273679821214 Uniswap V2... (UNI-V2...) From Uniswap V2: wAMC To Uniswap V2: Router 2 For 252,432.973035350232649412 FTX Wrapped ... (wAMC...) From Uniswap V2: wAMC To Uniswap V2: Router 2 For 12.9999999999999996 \$16,222.46 Wrapped Ethe... (WETH...) From Uniswap V2: Router 2 To 0xA16b1A...192DAC31 For 252,432.973035350232649412 FTX Wrapped ... (wAMC...)
<hr/>	
Value:	0 ETH (\$0.00)
Transaction Fee:	0.015655366 ETH \$24.52
Gas Price:	74 Gwei (0.00000074 ETH)
<hr/>	
Ether Price:	\$1,241.51 / ETH
Gas Limit & Usage by Txn:	324,084 211,559 (65.28%)

Transaction Hash:	0x8a0612f4e949e58b59bfe69b0d8286aa455782768343ed769e089802d99c1377 🔗
Status:	Success
Block:	● 11740995 5039313 Block Confirmations
Timestamp:	🕒 769 days 1 hr ago (Jan-28-2021 12:07:51 AM +UTC)
<hr/>	
Transaction Action:	➤ Remove 7,709.984624913762967282 👤 wAMC And 429.189375674921947644 Ether Liquidity From 👤 Uniswap V2
<hr/>	
Sponsored:	
<hr/>	
From:	0xA16b1A2ec136e85001BD349031a94104192DAC31 🔗
Interacted With (To):	0x7a250d5630B4cF539739dF2C5dAcB4c659F2488D (Uniswap V2: Router 2) 🔗 ✔ <small>↳ Transfer 429.189375674921947644 ETH From Wrapped Ether To Uniswap V2: Router 2 ↳ Transfer 429.189375674921947644 ETH From Uniswap V2: Router 2 To 0xA16b1A...192DAC31</small>
<hr/>	
ERC-20 Tokens Transferred: 5	<ul style="list-style-type: none"> ➤ From 0xA16b1A...192DAC31 To Uniswap V2: wAMC For 1,811.422093273679821215 👤 Uniswap V2... (UNI-V2...) ➤ From Uniswap V2: wAMC To Null: 0x000...000 For 1,811.422093273679821215 👤 Uniswap V2... (UNI-V2...) ➤ From Uniswap V2: wAMC To Uniswap V2: Router 2 For 7,709.984624913762967282 👤 FTX Wrapped ... (wAMC...) ➤ From Uniswap V2: wAMC To Uniswap V2: Router 2 For 429.189375674921947644 👤 \$570,679.60 👤 Wrapped Ethe... (WETH...) ➤ From Uniswap V2: Router 2 To 0xA16b1A...192DAC31 For 7,709.984624913762967282 👤 FTX Wrapped ... (wAMC...)
<hr/>	
Value:	💎 0 ETH (\$0.00)
Transaction Fee:	0.019792547 ETH \$31.03
Gas Price:	109 Gwei (0.000000109 ETH)
<hr/>	
Ether Price:	\$1,330.78 / ETH
Gas Limit & Usage by Txn:	307,610 181,583 (59.03%)


This shows a large change in liquidity value from the time of the Token Creation until the final transaction took place. Now let's look at some of the holders for the Token to see the significance of the parties involved. Here we can see a list of the Holders for the FTX Wrapped AMC (wAMC).

Rank	Address	Quantity	Percentage	Analytics
1	0x293Ed3...1125dAAo (L)	165,903.988592738681417202	31.6008%	(L)
2	FTX Exchange 2 (L)	85,894.080893949301912268	16.3608%	(L)
3	FTX Exchange (L)	44,567.026964649767350588	8.4890%	(L)
4	Maker: Deployer 1 (L)	28,263.026964649767350588	5.3834%	(L)
5	Binance 4 (L)	22,456.026964649767350588	4.2773%	(L)
6	Wrapped BTC: Deployer (L)	20,216.919106050697948236	3.8508%	(L)
7	Genesis Trading: OTC Desk 2 (L)	19,109.473730485798051266	3.6399%	(L)
8	(L) Curve.fi: bBTC Metapool (L)	18,736.973035350232649412	3.5689%	(L)
9	Binance (L)	15,760.026964649767350588	3.0019%	(L)
26	0x17FF46...6e10dB4f (L)	817,216,178,039,388,705,859	0.1557%	(L)
27	0xaEDc1b...B592E4E0 (L)	580,616,521,160,727,682,518	0.1106%	(L)
28	0x24434e...a1d5Aad2 (L)	455,375,293,898,026,238,245	0.0867%	(L)
29	0x43D74a...A7ad0391 (L)	415,473,114,156,796,151,859	0.0791%	(L)
30	(L) seedphrase.eth (L)	292,324,769,478,125,997,691	0.0557%	(L)
31	KuCoin 5 (L)	291,738,575,151,870,306,412	0.0556%	(L)
32	0x82a469...54e4085A (L)	288,327,275,524,596,814,464	0.0549%	(L)
33	0x4C2d8B...9512d51f (L)	285,231,420,804,249,967,721	0.0543%	(L)
34	Binance 22 (L)	274,650,121,770,037,517,922	0.0523%	(L)
35	0x6555e1...5771e0B8 (L)	188,015,965,191,428,299,766	0.0358%	(L)
36	0x5E94Cd...c1bde68E (L)	173,539,733,343,234,847,901	0.0331%	(L)
37	0x681ada...Ed6e59c9 (L)	164.6	0.0314%	(L)
38	0x180961...4624B775 (L)	157,069,473,132,889,107,729	0.0299%	(L)
39	0x81dfbb...4ea547C5 (L)	154,187,494,827,621,044,797	0.0294%	(L)
40	(L) weed.eth (L)	150	0.0286%	(L)
41	0xC34a7c...891e147C (L)	102,380,693,753,731,963,909	0.0195%	(L)
42	0xefb94A...A6f03024 (L)	64,331,996,662,358,803,219	0.0123%	(L)
43	0x711cd2...A04c2ca1 (L)	62,347,001,291,830,757,59	0.0119%	(L)
44	0xF731F4...4bf2B16F (L)	61	0.0116%	(L)
45	(L) vville.eth (L)	45	0.0086%	(L)
46	0x91963a...72840033 (L)	40,119,652,749,279,058,802	0.0076%	(L)
47	(L) patriolworthalter.eth (L)	30	0.0057%	(L)
48	0x7A138F...579EB6D1 (L)	29,246,620,440,450,792,704	0.0056%	(L)
49	0x767Ecb...e028Fd6b (L)	26,751,543,573,664,136,596	0.0051%	(L)
50	0x18b3C0...46335075 (L)	15,205,242,204,282,896,45	0.0029%	(L)

51	sawano.eth	8.770803213828274896	0.0017%	
52	0xb24A70...944Adc38	1.792145525203800726	0.0003%	
53	Uniswap V2: wAMC	0.000000000000004257	0.0000%	

Although a lot of Wrapped Ethereum Value was added to this Token, it was only used as a Distributed Ledger on the Blockchain. Billions of Dollars in Crypto Currencies were then transferred out of these wallets using other Crypto Tokens. If one then examines the transactions of these individual wallets, it can be seen that many large value transactions take place. In order to understand these implications it first important to look at the entire wallet transaction history. We will now look at some these wallet holders. We will first look at some of the named addresses that stand out. First is a wallet named Mark Cuban and is at #17 on this list. Looking at Transaction for the Mark Cuban Wallet we can find this 1,001 Wrapped Ethereum (\$1,235,794.56) Transaction.

	0xa9b4d1b792e88863...	Stake	11720790	2021-01-24 21:32:37	Mark Cuban	OUT	Aave: Staked Aave	0 ETH	0.02402694
	0xa70e646f876b03704...	Approve	11720680	2021-01-24 21:11:23	Mark Cuban	OUT	Aave: AAVE Token	0 ETH	0.00359563
	0x39da7a89bde0f489c...	Withdraw	11720650	2021-01-24 21:04:41	Mark Cuban	OUT	Aave: Lending Pool V2	0 ETH	0.02234915
	0x84e1030ed724c714...	Flash Loan	11720555	2021-01-24 20:45:54	Mark Cuban	OUT	Aave: Lending Pool V2	0 ETH	0.10297393
	0x3ed062f81381a8a64...	Flash Loan	11707342	2021-01-22 20:03:15	Mark Cuban	OUT	Aave: Lending Pool V2	0 ETH	0.06579849
	0xb93ebdb32da6d2df0...	Deposit ETH	11707077	2021-01-22 19:04:03	Mark Cuban	OUT	Aave: WETHGateway V2	1,000 ETH	0.01652133
	0x2c20488301cc2747...	Transfer	11706534	2021-01-22 17:03:45	0x293Ed3...1125dAAc	IN	Mark Cuban	1,001 ETH	0.003066

Transaction Hash:	0x2c20488301cc27474d2926794ffa5e7aaa33617ed7b4726eaf4013b8a25c1d04
Status:	Success
Block:	11706534 5074754 Block Confirmations
Timestamp:	774 days 11 hrs ago (Jan-22-2021 05:03:45 PM +UTC)
Sponsored:	
From:	0x293Ed38530005620e4B28600f196a97E1125dAAc
To:	0x95abDa53Bc5E9fBBdce34603614018d32CED219e (Mark Cuban)
Value:	1,001 ETH \$1,235,794.56
Transaction Fee:	0.003066 ETH \$4.79
Gas Price:	146 Gwei (0.000000146 ETH)
<hr/>	
Ether Price:	\$1,234.56 / ETH
Gas Limit & Usage by Txn:	21,000 21,000 (100%)

We can see this transaction happened 5 days prior to the Mark Cuban Wallet Receiving the FTX Wrapped AMC Tokens on January 22nd, 2021. On this day the Mark Cuban Wallet received 1,001 Wrapped ETH at a value of \$1,234.56 each and valued at an equivalent of \$1,235,794.56 US Dollars. More interesting, is the address that sent the 1,001 is the same wallet that is also the #1 Holder of the FTX Wrapped AMC Tokens (See Token Holder List Above). We will look more at the transactions for the #1 Token Holder shortly, but let’s look at where that 1,001 Wrapped Ethereum went. Here we can see that 1,000 of it went to the “Aave: WETHGateway V2”, followed by two Flash Loans to the “Aave: Lending Pool V2”, and Staking transaction into the “Aave: Staked Aave”.

It is also notable that the Mark Cuban Wallet's first transaction was January 12th, 2021 and was initially funded by the same #1 Holder of the FTX Wrapped AMC Token. We can see 3 Deposits from the #1 Holder to the Mark Cuban Wallet between January 12th and January 22nd totaling 1,003.191 Wrapped Ethereum.

0x2c20488301cc2747...	Transfer	11706534	2021-01-22 17:03:45	0x293Ed3...1125dAAc	IN	Mark Cuban	1,001 ETH	0.003066
0xa110eede9eccd7f45...	Approve	11706511	2021-01-22 16:58:56	Mark Cuban	OUT	Aave: aDAI Token V2	0 ETH	0.00375386
0xaead39cca9815906...	Flash Loan	11687638	2021-01-19 19:26:36	Mark Cuban	OUT	Aave: Lending Pool V2	0 ETH	0.08474097
0xd2f0fde857440efc9...	Deposit ETH	11674236	2021-01-17 18:05:55	Mark Cuban	OUT	Aave: WETHGateway V2	1 ETH	0.00752972
0x38811f478c7a5c1cd...	Deposit	11674098	2021-01-17 17:38:34	Mark Cuban	OUT	Aave: Lending Pool V2	0 ETH	0.00946408
0x0569a041c86a06de...	Approve	11674096	2021-01-17 17:38:00	Mark Cuban	OUT	Maker: Dai Stablecoin	0 ETH	0.00266148
0x0d461ac851a0891c...	Withdraw	11674090	2021-01-17 17:36:28	Mark Cuban	OUT	Aave: Lending Pool V2	0 ETH	0.01176093
0x644080c182a649a2...	Transfer	11674055	2021-01-17 17:28:08	0x293Ed3...1125dAAc	IN	Mark Cuban	1.191 ETH	0.00105
0x79df40eb3c7fcc9a6...	Flash Loan	11649400	2021-01-13 22:17:22	Mark Cuban	OUT	Aave: Lending Pool V2	0 ETH	0.04214104
0xb871c5af1786d4d6b...	Approve	11637393	2021-01-12 2:21:11	Mark Cuban	OUT	Aave: aWETH Token V2	0 ETH	0.00254892
0x82ff76c249e024d72...	Deposit ETH	11637339	2021-01-12 2:09:52	Mark Cuban	OUT	Aave: WETHGateway V2	0.9 ETH	0.01344954
0x52a704c85a66cee4...	Transfer	11637331	2021-01-12 2:07:25	0x293Ed3...1125dAAc	IN	Mark Cuban	1 ETH	0.001743

Show: 50 Records First < Page 2 of 2 > Last

Since we can see that #1 Holder of the FTX Wrapped AMC Token initially funded the Mark Cuban wallet, let's now look at the transaction history of that wallet. Upon examining the #1 Holder wallet the most telling information was that of its initial funding leading up to the transactions with the Mark Cuban Wallet. Here we can see those transactions.

0x2c20488301cc2747...	Transfer	11706534	2021-01-22 17:03:45	0x293Ed3...1125dAAc	OUT	Mark Cuban	1,001 ETH	0.003066
0xe6a3780553483102...	Transfer	11680527	2021-01-18 17:10:21	0x293Ed3...1125dAAc	OUT	0x2FB985...416c8D4f	100 ETH	0.001176
0x644080c182a649a2...	Transfer	11674055	2021-01-17 17:28:08	0x293Ed3...1125dAAc	OUT	Mark Cuban	1,191 ETH	0.00105
0x52a704c85a66cee4...	Transfer	11637331	2021-01-12 2:07:25	0x293Ed3...1125dAAc	OUT	Mark Cuban	1 ETH	0.001743
0x4a2bd3097056ffa7e...	Transfer*	4725568	2017-12-13 12:39:18	0x9E6033...509243e7	IN	0x293Ed3...1125dAAc	0 ETH	0.00023924
0x307af69272794233a...	Transfer	4566754	2017-11-17 1:22:50	0x293Ed3...1125dAAc	OUT	0xb3Bd49...6c323502	2,800 ETH	0.00045279
0x7e55de9e4a6f1a2ffc...	Transfer	4565444	2017-11-16 20:21:23	Bitfinex 1	IN	0x293Ed3...1125dAAc	3,000 ETH	0.000252
0x543b63e190822638f...	Transfer	4565415	2017-11-16 20:14:48	Gemini	IN	0x293Ed3...1125dAAc	1,000 ETH	0.000462
0x923f8224ecf78eb4...	Transfer	4547506	2017-11-13 22:37:18	0x293Ed3...1125dAAc	OUT	0xb3Bd49...6c323502	4,700 ETH	0.00120927
0xfa43f366997f5971e...	Transfer	4547453	2017-11-13 22:24:59	Bitfinex 1	IN	0x293Ed3...1125dAAc	4,701.1943574 ETH	0.0004725
0x49a5380db4d0093a...	Transfer	4547290	2017-11-13 21:48:34	Bitfinex 1	IN	0x293Ed3...1125dAAc	1 ETH	0.00034728

Show: 50 Records First < Page 16 of 16 > Last

There are several important notes to take from these transactions. First, is that the Wallet of the #1 Holder was initially funded by Gemini and Bitfinex. Second, it shown that these initial transactions happened between November 13th, 2017 and November 16th, 2017. There was little transactions after that other than the ones on November 17th and December 13th. The point here is that that last transaction that occurred in this wallet prior to funding the Mark Cuban Wallet was on December 13th, 2017. This means that this wallet shows no transactions for nearly 4 years until it suddenly comes back to life and then sends the Mark Cuban Wallet 1,003.191 Wrapped Ethereum. It also, then has interactions with the FTX Wrapped AMC Token mere Days after that. It is also important to note that the activity on NFT Transactions for this wallet started and increased steadily beginning on February 1st, 2021. The only activity that happened during this 4 year down period of the wallet are some Token Transfers to this wallet of little to no value or merit.

The Value and Merit of the Transaction lays in the Transactional Dollar Amount of the Transaction, in addition to the significance of the parties involved. So how can we confirm this Wallet is in fact the Real Mark Cuban? Well, we can confirm this by coming at it from another Angle. In order to do this we have to trace back to these Wallets from a known source to a blockchain transaction that can be confirmed made my Mark Cuban himself. This is where we will enter the NFT realm on the Blockchain. It is important to note that many NFT's use the Ethereum Blockchain which is the same Blockchain the FTX Wrapped AMC Token was used on. There has been a great amount hype behind the NFT Collection of the “Bored Ape Yacht Club” also known as BAYC for short. This NFT Collection is the Highest Valued NFT Collection on the Market and held, by Pro Athletes, Celebrities, and Famous Musicians. Doing a quick search we can find which BAYC NFT that Mark Cuban Owns. The result of the search shows that he owns BAYC #1597 as shown here.

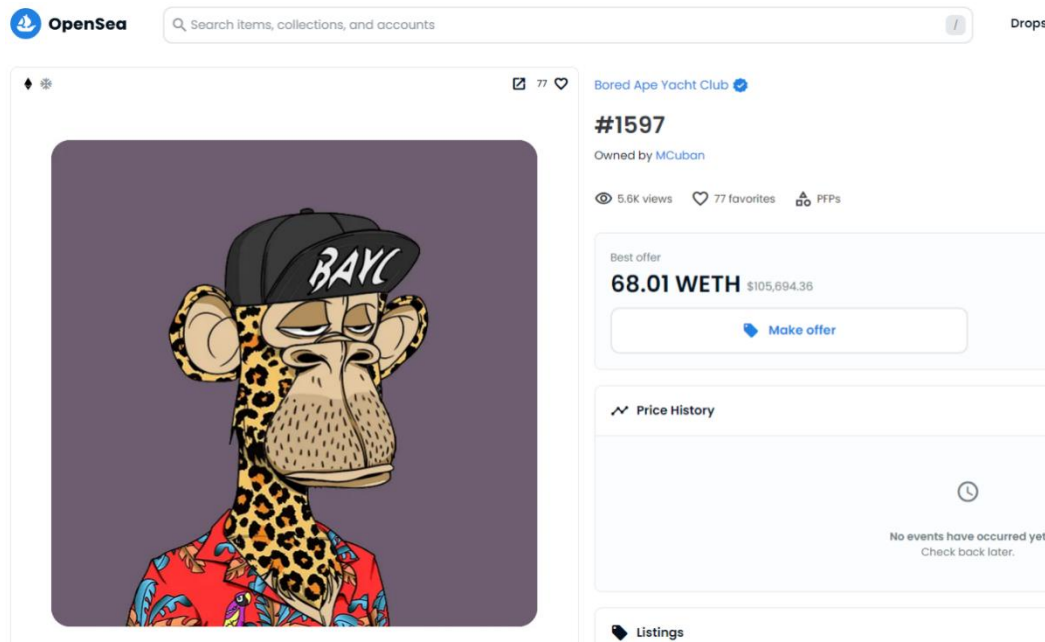


Mark Cuban


BAYC #1597

Now we can use Opensea to look at the Ethereum Wallet Address that is connected to this NFT. We can do this by going to their website <https://opensea.io/> and typing “BAYC” into the search. Here are what the search results look like.

Here you can see that there are several collections tied to those creators. This will be important later as some of the other participants in these Tokens are Owners of NFT’s in the other collections. Here we will select Bored Ape Yacht Club to search that NFT Collection for Mark Cuban’s BAYC NFT. Once you are on the BAYC Collection you can search for specific BAYC NFT #’s, in addition to other traits of the NFT, for example Hat Type. Putting in the BAYC #1597 for Mark Cuban and then selecting the NFT from the results reveals this.



We can see that the Owner is indeed Mark Cuban as indicated from the Owned by “MCuban”. By clicking on the “MCuban” link it will bring up the actual Ethereum Wallet Address that we can use to look up other blockchain transactions. By clicking the link this is what shows up.



MCuban
♦ 0xa679...1eCf Joined February 2021
Mark Cuban's NFT 1 of 2 Accounts

Collected 1.6K **BETA** Created 5 Favorited 14 Activity More ▾


Here we can see the partial Ethereum Wallet Address as 0xa679...1eCf. By clicking this Partial address it allows you to copy the whole thing which we can then use to look it up on etherscan.io. Looking it up on etherscan shows this.

Since we can say that this Ethereum Wallet belongs to Mark Cuban, let's see if we can connect this one to the other Mark Cuban wallet that hold the FTX Wrapped AMC Tokens. Digging into the transactions quickly results in the answer we are looking for. The initial transactions for this wallet show that Mark Cuban Wallet that holds the AMC Tokens is actually the initial funder for this wallet which holds the BAYC NFT. We can see this here by looking at the initial transactions.

0x5355e336247ab9a3...	Transfer	11738752	2021-01-27 15:49:58	Mark Cuban	IN	0xa679c6...80e01eCf	0.3 ETH	0.0027675
0x84ec08d9899afd092...	Set Approval ...	11738400	2021-01-27 14:34:14	0xa679c6...80e01eCf	OUT	Rarible: RARI Token 3	0 ETH	0.00722448
0x2a692ea0e1e2926d...	Transfer	11738369	2021-01-27 14:29:56	Mark Cuban	IN	0xa679c6...80e01eCf	0.02 ETH	0.0043605

Show: 50 Records First < Page 13 of 13 > Last


These are the first 3 Transactions by the wallet and it shows that the wallet Mark Cuban is the initial funder for MCuban NFT Wallet. To confirm further we can click on the Transaction Hash Link to bring up the Transaction Information. Here we can see that it is same exact Ethereum Wallet Address as the Mark Cuban Wallet that holds the FTX Wrapped AMC Tokens. We can now confirm definitively with 100% Certainty that the Mark Cuban Wallet that holds the FTX Wrapped AMC

Transaction Hash:	0x2a692ea0e1e2926dcd631b036b20ae14c308c33ac06cb8080060b6fb372cc0fb
Status:	Success
Block:	11738369 5043684 Block Confirmations
Timestamp:	769 days 16 hrs ago (Jan-27-2021 02:29:56 PM +UTC)
Sponsored:	
From:	0x95abDa53Bc5E9fBBDce34603614018d32CED219e (Mark Cuban)
To:	0xa679c6154b8d4619Af9F83f0bF9a13A680e01eCf
Value:	0.02 ETH \$31.05
Transaction Fee:	0.004360500000003 ETH \$6.77
Gas Price:	207.642857143 Gwei (0.000000207642857143 ETH)
Ether Price:	\$1,241.51 / ETH
Gas Limit & Usage by Txn:	21,000 21,000 (100%)

Tokens is owned by the Actual Mark Cuban. In addition this now confirms that many of the parties involved in the AMC are in fact significant. This will help us to look at others now knowing this very important fact.

Let's now look at another notable holder of the FTX Wrapped AMC Token, #18 which is "lancecannon.eth". Doing a quick search for Lance Cannon's that may be part of the finance world, this was the first result to come up.

Lance Cannon | Financial Advisor - Hood River Capital ...
<https://smartadvisormatch.com/advisor-network/florida/lance-cann...>



Lance Cannon is a chartered **financial** analyst working in Palm Beach Gardens, Florida, who has been in the **financial** industry for 17 years. Cannon is on the advisory team at Hood River Capital Management LLC. The advisor has gained experience at Hood River Capital Management LLC, Usdr, Celerity Partners, Tcw, Kayne Anderson Rudnick, Gps Capital ...

Here we can see that Lance Cannon is a Financial Advisor at Hood River Capital, a Hedge Fund Located in Palm Beach Gardens, Florida. From their 13F-HR/A Filing on February 16th, 2021 we can see that they had over \$3 Billion Dollars under



0x46b-147Bd USD

 Ethereum Address
 0x46b46931423e711D051e264020ACad89c0e147Bd

Ethereum Balance
 0.98579150791377843 • \$1,531.10



Wallet Tokens

Summary

This address has transacted 610 times on the Ethereum blockchain. It has received a total of 43231.380619955874729404 ETH \$67,145,683 and has sent a total of 43216.049632472060954292 ETH \$67,121,871 The current value of this address is 0.98579150791377843 ETH \$1,531.10.

 Token Portfolio • 60 →

Total Received ●
43231.380619955874729404 ETH
 \$67,145,683

Total Fees ●
14.345195975899996682 ETH
 \$22,280.53

Total Sent ●
43216.049632472060954292 ETH
 \$67,121,871

Nonce ●
 543

Total Volume ●
86447.43025242793 ETH
 \$134,267,555

Transactions ●
 610
 54 Internal Txs

management at the time. Here is the LinkedIn for Lance Cannon showing that he became a Portfolio Manager for the Company in September of 2021 and has been with the company since February of 2018.

Here is where we can now look at the total transaction value of the for the Ethereum Crypto wallet for Lance Cannon. Using the Explorer on blockchain.com we can see the total value of all the transactions by this wallet. Here is a link to the explorer <https://www.blockchain.com/explorer> . Here is what see for the Lance Cannon wallet.

Here we can see that this wallet has moved over 86,447 in Ethereum Value. This much Ethereum Transactions at the All Time High for Ethereum of \$4878 would have a US Dollar equivalent of \$421.7 Million. This Lance Cannon wallet is clearly

Txn Hash	Method	Block	Date Time (UTC)	From	To	Value	Txn Fee
0xf9da2e7f51c057a99...	Eth To Token ...	9270899	2020-01-13 6:08:06	lancecannon.eth	Uniswap: SNX	30 ETH	0.00021874
0x2237c87115650570f...	Eth To Token ...	9270840	2020-01-13 5:55:26	lancecannon.eth	Uniswap: SNX	30 ETH	0.00022714
0xa53049fdd446c7870...	Eth To Token ...	9270715	2020-01-13 5:29:49	lancecannon.eth	Uniswap: SNX	30 ETH	0.00021874
0x7b880937d59f4ed57...	Eth To Token ...	9270652	2020-01-13 5:12:00	lancecannon.eth	Uniswap: SNX	30 ETH	0.00021877
0xf4169a93c9352c053...	Eth To Token ...	9270497	2020-01-13 4:33:31	lancecannon.eth	Uniswap: SNX	30 ETH	0.00021877
0x96d3308b6272d146...	Eth To Token ...	9270201	2020-01-13 3:29:42	lancecannon.eth	Uniswap: SNX	30 ETH	0.00021877
0x59dfa60d1e3d4b81e...	Eth To Token ...	9270091	2020-01-13 3:09:19	lancecannon.eth	Uniswap: SNX	30 ETH	0.00021877
0x81d62e75668de920...	Swap	9270073	2020-01-13 3:04:58	lancecannon.eth	1inch: Exchange 2	10 ETH	0.00368366
0xa6d16fa467408e23c...	Transfer	9270006	2020-01-13 2:48:57	0x00FF42...575Dc4a6	lancecannon.eth	360.77231708 ETH	0.000021
0x7a361d98ce611e20...	Transfer	9269998	2020-01-13 2:47:01	0x00FF42...575Dc4a6	lancecannon.eth	199.999979 ETH	0.000021

Show: 50 Records

Palm Beach Gardens, Florida, United States

Page 13 of 13

moving massive amounts of crypto currency and is line with what you would expect for a Hedge Fund Managing \$2-\$3 Billion Dollars Consistently. Let’s now look at some of Transactions by the Lance Cannon wallet. Here are the first initial transactions, including the initial funding of the wallet which took place on January 12th, 2021 on EST.

This shows that the Lance Cannon wallet was funded just over 560 ETH in 2 separate transactions and both sent by the same sender. This where we have to go down a bit of rabbit hole and follow the Money Trail. To do this we are going to look at who is the funding each wallet for the several layers of burner wallets we will go through. To do this let's look at the transactions for Funding party of the Lance Cannon wallet. Here is what it shows for the Funder wallet, which we will now refer to as Funder #1.

The screenshot displays a blockchain explorer page for the address `0x00FF42Edd1eE17c20780579ACAF8E9D6575Dc4a6`. The interface includes a navigation bar with 'Buy', 'Exchange', 'Earn', and 'Gaming' buttons. Below the address, there is a sponsored advertisement for Neosify. The main content area is divided into three sections: 'Overview', 'More Info', and 'Sponsored'. The 'Overview' section shows an ETH balance of 0 and an ETH value of \$0.00. The 'More Info' section lists private name tags and transaction history, including the last and first transactions sent. The 'Sponsored' section features a 'Blockscan Chat' advertisement. Below these sections, there are tabs for 'Transactions', 'Token Transfers (ERC-20)', 'Analytics', and 'Comments'. The 'Transactions' tab is active, showing a list of the latest 4 transactions from a total of 4.

Transaction Hash	Method	Block	Date Time (UTC)	From	To	Value	Txn Fee
0xa6d16fa467408e23c...	Transfer	9270006	2020-01-13 2:48:57	0x00FF42...575Dc4a6	lancecannon.eth	360.77231708 ETH	0.000021
0x7a361d98ce611e20...	Transfer	9269998	2020-01-13 2:47:01	0x00FF42...575Dc4a6	lancecannon.eth	199.999979 ETH	0.000021
0x4c4ed2be8d0cd92c...	Transfer	9269991	2020-01-13 2:45:26	0xd48296...36651C77	0x00FF42...575Dc4a6	360.77233808 ETH	0.000084
0xd57b3b999cf6f4c5a...	Transfer	9269970	2020-01-13 2:41:22	0x2E31a2...64eD91f1	0x00FF42...575Dc4a6	200 ETH	0.000126

This shows the same 360 ETH incoming to Funder #1 wallet was the same 360 ETH that was sent to the Lance Cannon Wallet. It is important to note that there are 2 Funding Wallets for the Funder #1 Wallet. Equally important is the fact both of the initial funding transactions to Funder #1 wallet were then sent out to the Lance Cannon Wallet in entirety. Finally, we can see that the Funder #1 wallet only has 4 transactions in total which all took place on January 12th, 2021, and for the sole purpose of masking the funding to the Lance Cannon wallet. This is where the rabbit hole splits as there are to separate funding wallets. We can now label these wallets Funder #2.1 (200 ETH) and Funder #2.2 (360 ETH). We will first follow the Funder #2.2 wallet as it has some very compelling information that will be shown along the way. Following the same procedure as before we will go the transactions of the Funder #2.2 and see who funded that wallet, again, following the Money Trail. Here is what comes for

The screenshot shows a blockchain explorer interface for the address `0xd482968f85Bd4d5e3D2BF1e2a37B658736651C77`. The interface includes a top navigation bar with buttons for 'Buy', 'Exchange', 'Earn', and 'Gaming'. Below the address, there are several tabs: 'Overview', 'More Info', and 'Sponsored'. The 'Overview' tab shows the ETH balance as 0 ETH and the ETH value as \$0.00. The 'More Info' tab shows the last and first transactions sent, both from 1150 days 20 hours ago. The 'Sponsored' tab features an advertisement for 'IS VOLT THE NEXT SHIB?' with a Shiba Inu dog and the text 'HYPER-DEFLATIONARY BATTLE ROYALE 1ST DEFLATIONARY DEX'. Below the tabs, there is a 'Transactions' section with a table of the latest 2 transactions.

Transaction Hash	Method	Block	Date Time (UTC)	From	To	Value	Txn Fee
0x4c4ed2be8d0cd92c...	Transfer	9269991	2020-01-13 2:45:26	0xd48296...36651C77	0x00FF42...575Dc4a6	360.77233808 ETH	0.000084
0xb5613daee2cc7eb4...	Transfer	9269989	2020-01-13 2:44:56	0xDd8d9d...A6eB9F69	0xd48296...36651C77	360.77242208 ETH	0.000084

the Funder #2.2 Wallet.

This shows that another burner wallet was used to mask the transaction and make following the money trail more difficult than being isolated to a single wallet. This wallet will be noted as Funder #3/2.2 as it is the 3rd layer of wallets, but is still tied to

The screenshot shows a wallet interface with the following details:

- Address:** 0xDd8d9d1cF4Ba6D8b6b89982a977AdCF4A6eB9F69
- ETH Balance:** 0 ETH
- ETH Value:** \$0.00
- Token Holdings:** \$0.00 (3 Tokens)
- More Info:**
 - Private Name Tags: + Add
 - Last Txn Sent: 0xbf19df3b5535f... from 632 days 9 hrs ago
 - First Txn Sent: 0x1b220f3ec82be... from 1477 days 3 hrs ago
- Transactions:** Latest 25 from a total of 772 transactions

the Funder #2.2 wallet. Both of these transactions occurred on January 12th, 2021, were separated by a mere 30 seconds, and are the only transactions for this wallet. Following the ETH trail to the next wallet we arrive at the transactions for the Funder #3/2.2 wallet. Here is what it shows for that wallet.

This shows that the wallet has current ETH Value of 0 ETH and a total of 772 Transactions. This is where tracing the ETH (Money) gets a bit more difficult as there are a lot more transactions to examine. Going through the transactions it

0x8691531767f7c4c5b...	Transfer	7267118	2019-02-25 19:25:07	0x008024...eB34d4d9	IN	0xDd8d9d...A6eB9F69	225.31215061 ETH	0.000168
0xca81dbb3fba23f0a7...	Transfer	7262719	2019-02-24 18:26:29	0xDd8d9d...A6eB9F69	OUT	0x1bc9Ee...6F8E0C4b	0.03159984 ETH	0.00021
0x196aab2923690ce2...	Transfer	7246102	2019-02-20 21:16:48	0xDd8d9d...A6eB9F69	OUT	0x34CE62...C66932da	5.000231 ETH	0.000231
0x1b220f3ec82be686f...	Transfer	7246098	2019-02-20 21:16:06	0xDd8d9d...A6eB9F69	OUT	0x976A16...481B863C	30.000231 ETH	0.000231
0x9c316719e8515447...	Transfer	7246070	2019-02-20 21:08:40	0x008024...eB34d4d9	IN	0xDd8d9d...A6eB9F69	35.03415621 ETH	0.00021

Show: 50 Records First < Page 16 of 16 > Last

becomes pretty clear that there was another Funding wallet, of which was sending large amounts of ETH to the Funder #3/2.2 wallet. Again, looking the initial transactions of the Funder #3/2.2 wallet here is what it shows.

This shows where the first ETH was funded to this wallet twice by the same Funding wallet. This Funding wallet will be now be referred to as the Funder #4/2.2 wallet as it is the 4th layer of wallets, but is still connected to the original funding of Funder #2.2 wallet. Looking through some of the transactions in depth we can see large amounts of ETH deposited from Funder

The screenshot shows the Etherscan interface for a transaction. The transaction is successful and occurred on block 7464052, 922247 block confirmations ago, on March 29, 2019, at 02:59:50 PM UTC. The transaction value is 10,040.4156569 ETH, which is equivalent to \$1,440,936.43 at the time. The transaction fee is 0.00021 ETH (\$0.32) and the gas price is 10 Gwei (0.00000001 ETH). The transaction is sponsored by Neosify, with a promotional banner for 'IS VOLT THE NEXT SHIB?' and 'VOLT' visible. The transaction hash is 0xc5dfb8bcedb9c63f70ec469b118fefec82ca940777bf5da3cad45aa1c4d94a.

Field	Value
Transaction Hash	0xc5dfb8bcedb9c63f70ec469b118fefec82ca940777bf5da3cad45aa1c4d94a
Status	Success
Block	7464052 922247 Block Confirmations
Timestamp	1440 days 10 hrs ago (Mar-29-2019 02:59:50 PM +UTC)
Sponsored	IS VOLT THE NEXT SHIB? VOLT HYPER-DEFLATIONARY BATTLE ROYALE 1ST DEFLATIONARY DEX
From	0x008024771614f4290696862ba3Dd3a1ceB34d4d9
To	0xDd8d9d1cf4Ba6D8bcb9982a977Adcf4A6e89F69
Value	10,040.4156569 ETH (\$1,440,936.43)
Transaction Fee	0.00021 ETH (\$0.32)
Gas Price	10 Gwei (0.00000001 ETH)
Ether Price	\$144.41 / ETH
Gas Limit & Usage by Txn	21,000 21,000 (100%)

#4/2.2 wallet to Funder #3/2.2 wallet. Here are a few of those transactions.


Transaction Details

Buy Exchange Earn Gaming

Sponsored: Metawin: Click Here to claim your FREE Entry to MetaWin's 20 ETH give away! Ends soon

Overview State Comments

More

Transaction Hash:	0x3c9ee89cf9fdc9e17c2296344de621cd9d39538fee23c4ee48e243a394a00919
Status:	Success
Block:	7508859 9278453 Block Confirmations
Timestamp:	1433 days 9 hrs ago (Apr-05-2019 03:30:12 PM +UTC)
Sponsored:	
From:	0x008024771614F4290696B63ba3Dd3a1ceB34d4d9
To:	0xDd8d9d1cF4Ba6D8b6b89982a977AdCF4A6eB9F69
Value:	9,991.18906509 ETH \$1,662,433.95
Transaction Fee:	0.00021 ETH \$0.32
Gas Price:	10 Gwei (0.00000001 ETH)
Ether Price:	\$166.39 / ETH
Gas Limit & Usage by Txn:	21,000 21,000 (100%)

This shows that Funder #3/2.2 wallet was sent over 20,000 ETH from Funder #4/2.2 wallet in 2 separate transactions. These large deposits as well as the initial funding transactions show that they all came from the same address of the Funder #4/2.2 wallet. This Funder #4/2.2 wallet appears to be a funneling wallet in which ETH is deposited in large amounts and then sent out in many smaller transactions to group of wallets to mask the transfer of funds, as well as the activity of the acting party. The wallets funneled into, will then act a group, but are actually controlled by a single entity. In addition it masks the activity of the entity making it very difficult to track. Let's stay on track here and continue our path in following the ETH (Money). We will continue our process of looking at the initial funding of these wallets. We will now look at the transactions and initial

Address 0x008024771614F4290696B63ba3Dd3a1ceB34d4d9

Sponsored: Trade Defactor (FACTR) and 800+ altcoins listed on ProBit Global now!

Overview

ETH BALANCE
0.044026593355879775 ETH

ETH VALUE
\$67.70 (@ \$1,537.71/ETH)

TOKEN HOLDINGS
>\$630.94 (>101 Tokens)

More Info

PRIVATE NAME TAGS
+ Add

LAST TXN SENT
0xb3b4195a2ad1... from 1022 days 10 hrs ago

FIRST TXN SENT
0x20a3737aacca... from 1836 days 1 hr ago

Multi Chain

MULTICHAIN ADDRESSES
2 addresses found via Blockscan

IS VOLT THE NEXT SHIB?
HYPER-DEFLATIONARY | BATTLE ROYALE
1ST DEFLATIONARY DEX

Transactions Internal Transactions Token Transfers (ERC-20) NFT Transfers Analytics Comments

Latest 25 from a total of 7,623 transactions

funding for the Funder \$4/2.2 wallet. Here are what the transactions for that wallet show.

This shows that this wallet that was sent 20,000 ETH is now empty holding little to no value. There are total of 7,623 transactions for this wallet, so finding a connection now becomes even more difficult than the last wallet with only 772 transactions. Well, here is where a bit of luck and following the same procedure of following the ETH (Money) will pay off and

produce a connection. Once again we will look at the initial transactions of the Funder #4/2.2 wallet. Here is what it shows for those transactions.

0x6209593244972636...	Transfer	5172223	2018-02-28 16:10:04	Bittrex 🔗	IN	0x008024...eB34d4d9 🔗	113.3726848 ETH	0.00105
0x74b9b2bd26fd1a0...	Transfer	5168676	2018-02-28 1:47:24	0x008024...eB34d4d9 🔗	OUT	0x91a5F8...55a7460d 🔗	1,000 ETH	0.000126
0x9cdcd1854809f616c...	Transfer	5168116	2018-02-27 23:34:22	Bittrex 🔗	IN	0x008024...eB34d4d9 🔗	999.994 ETH	0.00105
0x4a7cf0bbef038d04b...	Transfer	5167969	2018-02-27 22:56:53	0x008024...eB34d4d9 🔗	OUT	0x36B0CA...8f29D69a 🔗	1,500 ETH	0.000105
0x6a10aa627dcf93898...	Transfer	5166535	2018-02-27 17:07:40	0xDfeB79...e51d4Ca1 🔗	IN	0x008024...eB34d4d9 🔗	1,154 ETH	0.000861
0x02e430962ed5b6f58...	Transfer	5166069	2018-02-27 15:18:17	0x008024...eB34d4d9 🔗	OUT	0x66A0C4...3B0271A4 🔗	103.19917441 ETH	0.0002226
0xd2bdc484d53832c4...	Transfer	5166047	2018-02-27 15:12:17	0xDe5220...391536aA 🔗	IN	0x008024...eB34d4d9 🔗	250 ETH	0.0002226
0x74acdd551ff9d7443...	Transfer	5166043	2018-02-27 15:11:18	0xA11952...0Bd3ef07 🔗	IN	0x008024...eB34d4d9 🔗	500 ETH	0.0002226
0xe39587767ab2e415...	Transfer	5165862	2018-02-27 14:31:12	0x008024...eB34d4d9 🔗	OUT	0x6fBa4b...8d0b7d6C 🔗	4,000 ETH	0.0002226
0x54a1722420e65b55...	Transfer	5165836	2018-02-27 14:25:25	0x008024...eB34d4d9 🔗	OUT	0x36B0CA...8f29D69a 🔗	4,000 ETH	0.0002226
0x8caa05a41bc04c97...	Transfer	5164828	2018-02-27 10:19:34	0x008024...eB34d4d9 🔗	OUT	0x21Aaa0...581F99A1 🔗	2,000 ETH	0.00021051
0x2560fdb67c2cb681b...	Transfer	5164685	2018-02-27 9:42:05	Gemini 🔗	IN	0x008024...eB34d4d9 🔗	300 ETH	0.000462
0x5c92f33f4b1e2951f...	Transfer	5163001	2018-02-27 2:30:50	0x008024...eB34d4d9 🔗	OUT	0x6fBa4b...8d0b7d6C 🔗	10 ETH	0.000168
0xea22aa5c9d1db6cc...	Transfer	5162377	2018-02-27 0:03:39	0xb96fBC...C502FDE4 🔗	IN	0x008024...eB34d4d9 🔗	11,236.714776684 ETH	0.000168
0x20a3737aacca659d...	Transfer	5162364	2018-02-27 0:01:03	0x008024...eB34d4d9 🔗	OUT	0xb96fBC...C502FDE4 🔗	0.099832 ETH	0.000168
0x4601b763f17c4d2a3...	Transfer	5162358	2018-02-26 23:58:46	0xb96fBC...C502FDE4 🔗	IN	0x008024...eB34d4d9 🔗	0.1 ETH	0.000168

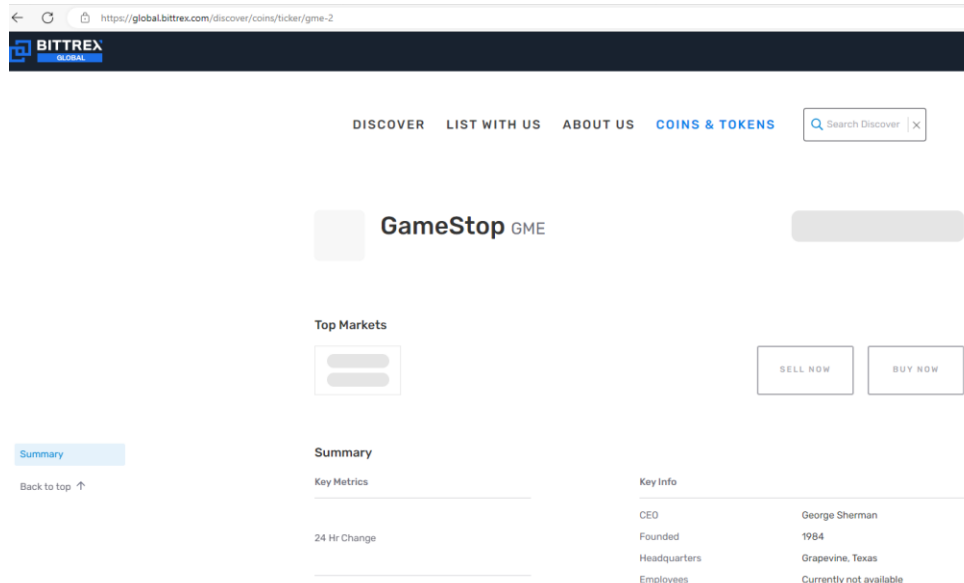
Show: Records First < Page 153 of 153 > Last

This shows 3 notable deposits that should be discussed independently. Let’s acknowledge the first 2 “IN” transactions here and both from the same address. The first one being a test deposit to make sure a transfer will happen safely and the second for the actual transfer amount, shown here as 11,236 ETH. We will look into the transactions for that wallet, but after we discuss the other two important addresses that come up, which are Gemini and Bittrex. Both Gemini and Bittrex have been caught up in the FTX Crash and have been put under extreme scrutiny since then. So much so, that Gemini is even being charged by the SEC for the unregistered offer and sale of securities to retail investors. Here is an excerpt the Press Release from the SEC as well as the link

[SEC.gov | SEC Charges Genesis and Gemini for the Unregistered Offer and Sale of Crypto Asset Securities through the Gemini Earn Lending Program](#)

Press Release

SEC Charges Genesis and Gemini for the Unregistered Offer and Sale of Crypto Asset Securities through the Gemini Earn Lending Program



We can also see that like FTX, Bittrex sold tokenized securities in both GME and AMC, which it has since ceased in trading of ALL Tokenized Stocks, not just GME and AMC. Here we can see some remnants of Bittrex Market to purchase them.

These Tokenized Stocks were supposed to be backed 1 to 1 with an Authentic Stock Share Certificate. This Stock Share Certificate could then be redeemed through their 3rd party Custodian. So, who was this 3rd Party Custodian for Bittrex? Well, this is what it states on their Website that was captured before it has also since been removed.

The screenshot shows a web browser window with the URL <https://global.bittrex.com/discover/coins/ticker/amc-2>. The Bittrex Global logo is in the top left. The navigation menu includes [DISCOVER](#), [LIST WITH US](#), [ABOUT US](#), and [COINS & TOKENS](#). A search bar contains the text "Search Discover". The main heading is "AMC Entertainment Holdings AMC". Below this, there are "Top Markets" and "Summary" sections. The "Summary" section has a sub-section for "Key Metrics". On the right side, there are "SELL NOW" and "BUY NOW" buttons. A "Back to top" link is visible in the bottom left corner.

What exactly is traded on Bittrex Global?

Bittrex Global itself lists tokens that represent derivative contracts collateralized by the underlying traditional equities. These tokens are backed by shares of stock powered by CM-Equity AG (“CME”). The parties involved in the lifecycle of the tokenized stocks are:

- (a) Customers, who acquire an interest in a tokenized stock through Bittrex Global;
- (b) Bittrex Global (Bermuda) Ltd., who provides the Bittrex Global exchange for customers to trade their interests in tokenized stocks;
- (c) Alameda Research Ltd. (“Alameda”), who is granted a line of credit evidencing the digital derivative representation of the equivalent financial interests in the underlying traditional securities represented by the restricted digital tokens held by Alameda in its account with CME;

This shows how Bittrex Chain of Custodian operated to securitize the Token with Authentic Share Certificates backed 1 to 1. They state “These tokens are backed by shares of stock powered by CM-Equity AG (CME).” These “Shares of Stock” were supposed to then be represented by “restricted digital tokens” and “held by Alameda in an account with CM-Equity.” So Alameda was supposed hold an account CM-Equity and CM-Equity was supposed to broker the actual “Authentic” Share Stock Certificate. So leaves us with 2 questions, first did Alameda actually purchase them through CM-Equity, and second did CM-Equity actually purchase them in the Open Market? Let’s first assume that Alameda did in fact purchase them and CM-Equity did actually go out into the Open Market and purchase those share. If CM-Equity did so, who would the transaction have gone through to acquire those shares? Well, checking the CM-Equity website we can see a group of Associated Partners, one of which is Interactive Brokers. We can see this here from there website.



Introducing broker of Interactive
Brokers.



Blockchain Bundesverband



Blockchain Bayern

This shows CM-Equity was Associated with Interactive Brokers who would have been the Brokerage that they used to fulfill any US Stock Share Certificates. Since CM-Equity was based out of Europe, they needed a US based Brokerage Firm to fulfill this transaction for a US based Security in the form of a GME or AMC Authentic Stock Share Certificate. So, now the

sole responsibility to make the purchase actually legitimate is Interactive Brokers, since CM-Equity was not able to due to its status as a foreign company. Here is where we can tie these tokens into the Open Market and includes the following ties between Lance Cannon, Bittrex, Alameda, CM-Equity, and Interactive Brokers through the chain of custody for the Authentic Stock Share Certificates. A very compelling thing to note here is the sequence of Events and the parties involved. We have already shown the Tokens for both GME and AMC were created January 27th, 2021 and the following day is when the buy button was removed for both of these stocks. Removal of the buy button then created market wide outrage of investors, who cried foul, and rightfully so. Shortly after this event Thomas Peterffy, Founder and Chairman of Interactive Brokers, had this to say about the Buy Button Event that unfolded. You can watch the YouTube video here at this link posted by Bloomberg Television https://www.youtube.com/watch?v=Yq4jdShG_PU where Thomas Peterffy addresses the Gamestop buy button being removed, but was actually a much more broad wide market issue with all meme stocks. Let's now cite some of the compelling statements made by Thomas Peterffy from that Interview.

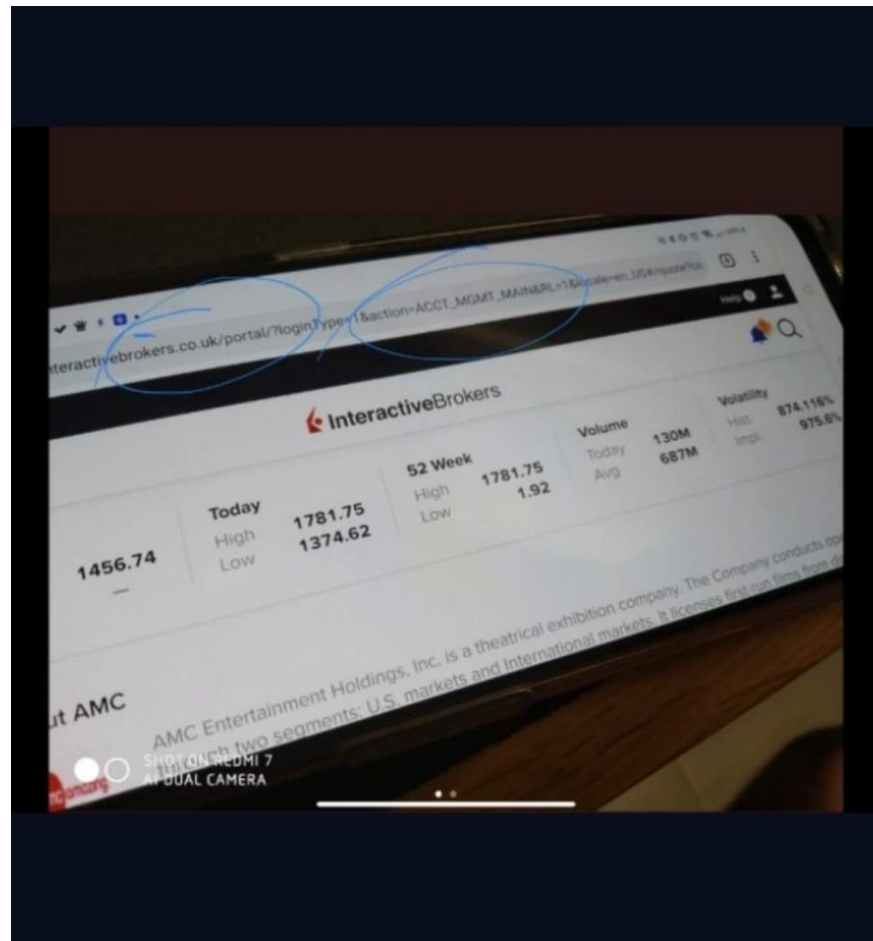
Thomas Peterffy, Video Remarks:

- Question 1: "Let's just start with a simple question, how close we were to the system breaking? Something failing, how close were we Thomas" (Interviewer)
- Answer 1/2: "We were frighteningly close January 28th" (Peterffy)
- Answer 2/2: "If the call options had been exercised, the shorts would have had to deliver 270 Million Shares, while only 50 Million Shares existed. So as the rules are today, the loan broker has to, if he can't get the shares, he has to go into the market and buy the shares at whatever the price is. So that could have pushed the price further and up into the thousands. When that happens, obviously the shorts cannot pay up. So, the brokers, they default on the brokers, the brokers default on the clearing house, and the whole thing is huge mess that is impossible to untangle." (Peterffy)

There was clearly a huge problem on January 28th, 2021 and it was not retail, yet retail got punished simply for buying a stock they like. Short sellers made a bad bet and got bailed out Market wide by taking away the buying pressure on the stocks, which ultimately lead to price getting driven down. As with removing the buy button, creating Tokenized Stocks that never get delivered ultimately takes away additional buying pressure as the total share supply never gets effected, thus demand remains the same or less. The reality is that it dilutes the stock and diminishes the value of the underlying security and its shareholders. So, this brings us to an important question, which is where in the custodial process of acquiring the "Authentic" Shares did the

process breakdown. Had the process broke down at Bittrex, then Interactive Brokers clearly wouldn't be at fault for not processing an order that they did not receive money for. However, Interactive Brokers were clearly active in what was happening simply due to the insight Thomas Peterffy provided and the explanation on how it would have crashed the Market. If we now say that custodial process broke down at Interactive Brokers, then every other party in this chain also broke the custodial process for not verifying that the order was processed and the "Authentic" Stock Share Certificates were delivered.

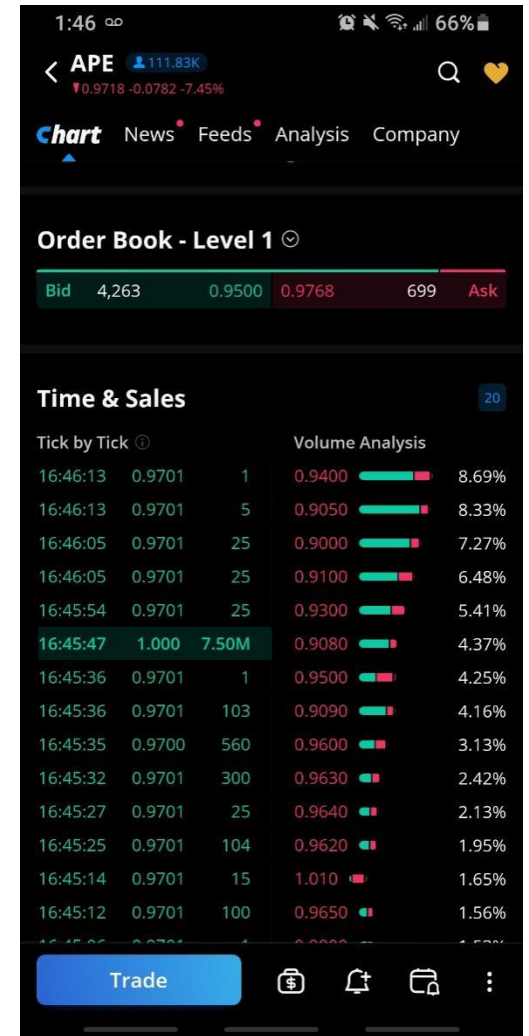
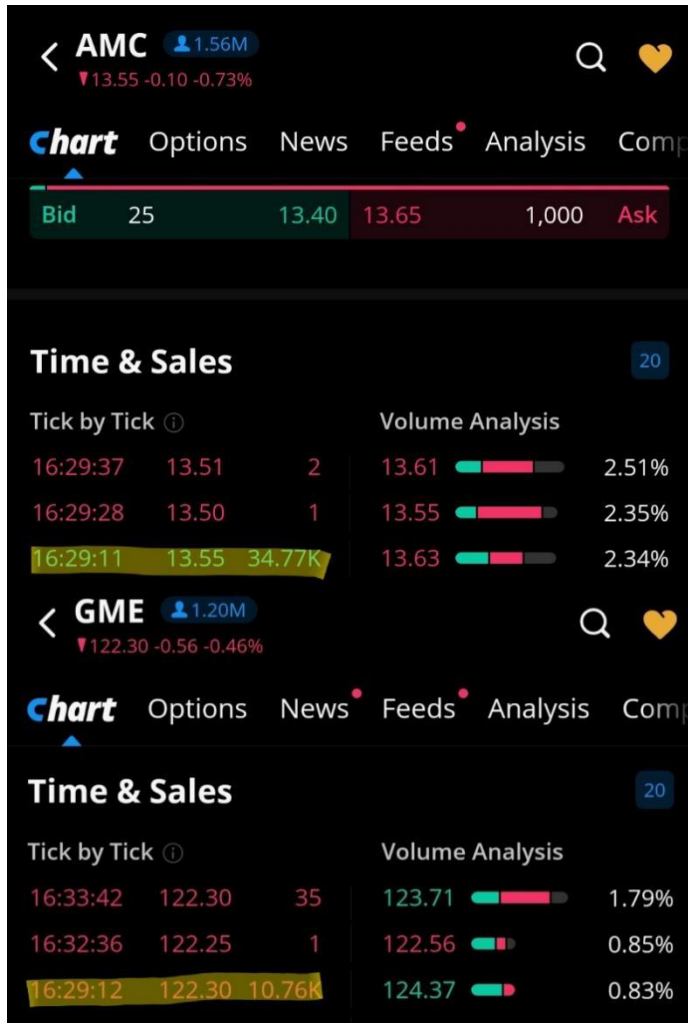
So how can we show that Interactive Brokers is in fact highly involved in the incidents that took place in January 2021? Well, there has been some evidence that has surfaced showing a large price discrepancy between what is displayed on Interactive



Brokers Interface as compared to other brokers in the market. This basically shows the secondary book system that is used behind the scene, completely hidden from retail. Here is a screenshot of the Interactive Brokers Interface showing AMC Priced at over \$1,450, with a high of the day at \$1781.

This shows this price of AMC on Interactive Brokers trading at over \$1781 through their UK Portal on June 10th, 2021. The problem is AMC has never traded for that high of prices in its existence. The highest price AMC Stock has ever been recorded trading is \$72. This is highly evident of a secondary book system that trades behind the scenes and is not available for retail traders to use or access. These Tokenized Stocks look to be the avenue they have chosen to create an unlimited supply of shares.

Let's now piece together a sequence of events and how these Tokenized Stocks have impacted the share price to these incredibly high values. On June 2nd, 2021 AMC hit its all time high of \$72, with a slight pull back to cool off over the next few days, it was poised for another big run. Retail was piling in more and more by the day. Then comes June 5th, 2021 when the 3rd AMC Token in this discovery was created on the blockchain with over 8 Quadrillion shares. From that moment on AMC has been on a non-stop, steady, and more importantly a controlled decline in share price. Regardless how many shares were bought by retail, the price continued to be manipulated down. No amount of buying pressure was ever able to create any price increase



for the share. There are countless large orders processed right around the close of the day for GME, AMC, and APE. Here are some examples that were captured on Webull.

Here we can see several large orders for AMC, GME, and APE that didn't even move the price in the slightest. The only way that is possible is by issuing IOU's because there isn't even that amount of share liquidity available at that price. To issue the digital IOU in your brokerage account they back it with a Tokenized Stock as Locate, with the claim they are going to acquire the "Authentic" Stock Share Certificate at a later time, which they never do or they would not need to keep creating new Tokens. With over 8 Quadrillion shares of AMC to locate, the supply is virtually endless and the company's stock price gets diluted to the point of never being able to unwind due to vast amount of toxic liabilities tied up in all of it. So now that we can show how Tokenized Stocks can be utilized to keep real price discovery from happening, it explains why the price of AMC Stock was trading at up the \$1781 on the secondary book system on June 10th, 2021 on the Interactive Brokers Platform. The price of AMC Stock was clearly being manipulated through the use of these tokens.

Now that we have about wrapped this side quest rabbit about Bittrex, let's add one final thought to the nature of business that Bittrex Conducts. Here is a few excerpts on a damning article about Bittrex from this link <https://www.gtlaw.com/en/insights/2022/10/crypto-exchange-bittrex-settles-53-million-in-fines-with-treasury-department> "On October 11th, 2022 the U.S. Treasury Department announced that cryptocurrency Exchange Bittrex Inc. had agreed to settle on \$53 Million total in fines over allegations it violated sanctions and anti-money-laundering laws. These fines come after the Office of Foreign Assets Control (OFAC) and Financial Crimes Enforcement Network (FinCEN) conducted parallel investigations into Bittrex's activities. The settlement notes that Bittrex failed to prevent persons apparently located in the sanctioned jurisdictions of the Crimea region of Ukraine, Cuba, Iran, Sudan, and Syria from using its platform to engage in approximately \$263 million worth of virtual-currency-related transactions between March 2014 and December 2017. "

We have definitely side tracked significantly from the discussion of these crypto wallets connected to the AMC Tokens. The main point in doing so was to establish a basis for who, what, when, why, and how these Tokens were used in financial instruments meant to diminish large returns by retail traders. We will now take a step backwards in our investigation where we left off in the last crypto wallet Funder #4/2.2 and the initial funders for that wallet. As a reminder here is where we left off.

0x6209593244972636...	Transfer	5172223	2018-02-28 16:10:04	Bittrex	IN	0x008024...eB34d4d9	113.3726848 ETH	0.00105
0x74b9b2bd26fd1a0...	Transfer	5168676	2018-02-28 1:47:24	0x008024...eB34d4d9	OUT	0x91a5F8...55a7460d	1,000 ETH	0.000126
0x9cdcd1854809f616c...	Transfer	5168116	2018-02-27 23:34:22	Bittrex	IN	0x008024...eB34d4d9	999.994 ETH	0.00105
0x4a7cf0bbe0f38d04b...	Transfer	5167969	2018-02-27 22:56:53	0x008024...eB34d4d9	OUT	0x36B0CA...8f29D69a	1,500 ETH	0.000105
0x6a10aa627dcf93898...	Transfer	5166535	2018-02-27 17:07:40	0xDfeB79...e51d4Ca1	IN	0x008024...eB34d4d9	1,154 ETH	0.000861
0x02e430962ed5b6f58...	Transfer	5166069	2018-02-27 15:18:17	0x008024...eB34d4d9	OUT	0x66A0C4...3B0271A4	103.19917441 ETH	0.0002226
0xd2bdc484d53832c4...	Transfer	5166047	2018-02-27 15:12:17	0xDe5220...391536aA	IN	0x008024...eB34d4d9	250 ETH	0.0002226
0x74acdd551ff9d7443...	Transfer	5166043	2018-02-27 15:11:18	0xA11952...0Bd3ef07	IN	0x008024...eB34d4d9	500 ETH	0.0002226
0xe39587767ab2e415...	Transfer	5165862	2018-02-27 14:31:12	0x008024...eB34d4d9	OUT	0x6fBa4b...8d0b7d6C	4,000 ETH	0.0002226
0x54a1722420e65b55...	Transfer	5165836	2018-02-27 14:25:25	0x008024...eB34d4d9	OUT	0x36B0CA...8f29D69a	4,000 ETH	0.0002226
0x8caa05a41bc04c97...	Transfer	5164828	2018-02-27 10:19:34	0x008024...eB34d4d9	OUT	0x21Aaa0...581F99A1	2,000 ETH	0.00021051
0x2560fdb67c2cb681b...	Transfer	5164685	2018-02-27 9:42:05	Gemini	IN	0x008024...eB34d4d9	300 ETH	0.000462
0x5c92f33f4b1e2951f...	Transfer	5163001	2018-02-27 2:30:50	0x008024...eB34d4d9	OUT	0x6fBa4b...8d0b7d6C	10 ETH	0.000168
0xea22aa5c9d1db6cc...	Transfer	5162377	2018-02-27 0:03:39	0xb96fBC...C502FDE4	IN	0x008024...eB34d4d9	11,236.714776684 ETH	0.000168
0x20a3737aacca659d...	Transfer	5162364	2018-02-27 0:01:03	0x008024...eB34d4d9	OUT	0xb96fBC...C502FDE4	0.099832 ETH	0.000168
0x4601b763f17c4d2a3...	Transfer	5162358	2018-02-26 23:58:46	0xb96fBC...C502FDE4	IN	0x008024...eB34d4d9	0.1 ETH	0.000168

Show: 50 Records First < Page 153 of 153 > Last

Reminder from the previous remarks that we would come back to the very first Funder for the Funder #4/2.2 wallet. As stated before there was test transaction completed before the large amount was to be sent. Following the test transaction, there was the transfer of over 11,236 ETH to the Funder #4/2.2 wallet. Let's now investigate that wallet and see where all this ETH originated from. Repeating the procedures from earlier by following the ETH (Money), we can pull up that wallet and look at its transactions. Here is what it shows for this wallet which we will now call Funder #5/2.2 Wallet.

Address 0xb96fBC8c9a25A62718a16F1cD323aB20C502FDE4

Buy Exchange Earn Gaming

Sponsored: Metawin: Click Here to claim your FREE Entry to MetaWin's 20 ETH give away! Ends soon

Overview

ETH BALANCE
0.001 ETH

ETH VALUE
\$1.42 (@ \$1,420.62/ETH)

TOKEN HOLDINGS
\$7,864.41 (27 Tokens)

More Info


PRIVATE NAME TAGS
+ Add

LAST TXN SENT
0x26b02a02d604... from 1239 days 10 hrs ago

FIRST TXN SENT
0x4f8b838ffadc... from 2635 days 14 hrs ago

Multi Chain

MULTICHAIN ADDRESSES
1 address found via Blockscan



Transactions Internal Transactions Token Transfers (ERC-20) Analytics Comments

Latest 25 from a total of 1,980 transactions

Here we can see that Funder #5/2.2 Wallet has little to no value and a total of 1,980 Transactions. Also, as important to note, but not shown here, is that this wallet has done no transactions since October 23rd, 2020. This means that all the funding it

0x375be06e58d1cc5...	Transfer	1408775	2016-04-26 18:09:40	ShapeShift 2	IN	0xb96fBC...C502FDE4	20,784.556 ETH	0.00042
0xe8c12e543e229f9de...	Transfer	1408368	2016-04-26 16:31:04	ShapeShift 2	IN	0xb96fBC...C502FDE4	100 ETH	0.00042
0xbb0af874d14021ccb...	Transfer	990073	2016-02-11 23:49:44	0xb96fBC...C502FDE4	OUT	ShapeShift 1	20,000 ETH	0.00105
0xc712963b06f8bf5a8...	Transfer	944647	2016-02-03 0:08:02	ShapeShift 1	IN	0xb96fBC...C502FDE4	20,000 ETH	0.00105
0x107283d67587f3a1c...	Transfer	944615	2016-02-02 23:59:45	ShapeShift 1	IN	0xb96fBC...C502FDE4	128.57142857 ETH	0.00105
0xfd6b1765bacb7ff54...	Transfer	903268	2016-01-25 17:58:01	0xb96fBC...C502FDE4	OUT	0x07cB80...96F3C759	0.4 ETH	0.00105
0x87428cf4761f5887d...	Transfer	732622	2015-12-22 21:36:04	0xb96fBC...C502FDE4	OUT	0x07cB80...96F3C759	0.5 ETH	0.00105
0x4f8b838ffadc5dcf22...	Transfer	726173	2015-12-21 15:36:19	0xb96fBC...C502FDE4	OUT	0x5AbdeA...b4ff68a0	5,040 ETH	0.00105
0xc2fb0cc85c49f2237...	Transfer	635629	2015-12-03 16:21:31	0x8Df53D...A51D2Afd	IN	0xb96fBC...C502FDE4	1 ETH	0.00105
0x54c59827dd013271...	Transfer	146841	2015-08-26 16:21:17	ShapeShift 1	IN	0xb96fBC...C502FDE4	5,039 ETH	0.00105
0x8360baa505540d61...	Transfer	136461	2015-08-24 15:18:49	ShapeShift 1	IN	0xb96fBC...C502FDE4	1 ETH	0.00120468

Show: 50 Records First Page 40 of 40 Last

sent to Funder #4/2.2 wallet would have had to be done months prior to the buy button being removed as well as the Stock Tokens being created. This insinuates that Funder #4/2.2 wallet was funded in advance to the events of January, not due to the events. Again implicating more funneling of money operations. This will become clear once we look at the next layer of funding wallets. We will again look at the initial transactions of this wallet and follow the ETH (Money). Looking at the initial transactions for Funder #5/2.2 wallet this is what it shows.

This shows that the original Funding came from the wallet called ShapeShift 1 in August of 2015. A transaction that far back can't possibly relate to something that happened in January of 2021 right? Well, actually it can. Remember these wallets were set up long ago and could have exchanged hands many times through the transfer of keys. These Privacy Keys allow the user of the wallet the security to access the funds in the crypto wallet, generally a series of randomly generated words, or words the user has personally selected. This means that the wallet containing the crypto could be transferred person to person, in which the new user inputs the previous users keys, and then alters them to their selected key phrases, and thus takes ownership of all the assets in the crypto wallet. What is important here is that Shapeshift seems to be where the ETH trail ends, showing this is where the origin of the ETH came from.

If we now examine the Shapeshift 1 Wallet we can see that ETH they received to fund the Wallet came directly from the Genesis Block of the Ethereum Blockchain. So what is the Genesis Block and why is it important? Well, the Genesis Block is the very first block on the Ethereum Blockchain, in other words the very first transaction performed. Upon the creation of Genesis Block and the Minting of the ETH Tokens, they were then distributed to group of Pre-Determined and Non-User Owned

Transactions

For 0x120a270bbc009644e35f0bb6ab13f95b8199c4ad ShapeShift 1

Featured: Wallet-to-wallet instant messaging via [Blockscan Chat!](#)

A total of 67,303 transactions found

Txn Hash	Method	Block	Date Time (UTC)	From	To	Value	Txn Fee
0xfbd93e03ba7086b5f...	Transfer	48765	2015-08-07 15:50:25	ShapeShift 1	OUT 0xA07A2a...79b5A334	1 ETH	0.00126756
0x53ca85045123bc68...	Transfer	48549	2015-08-07 14:48:12	0x8Df53D...A51D2Afd	IN ShapeShift 1	4,999 ETH	0.0228818
0xcacfb440dd5786d77...	Transfer	47992	2015-08-07 12:13:26	0x8Df53D...A51D2Afd	IN ShapeShift 1	1 ETH	0.02433929

Show: 50 Records

wallets. Those wallets would then distribute the ETH on the blockchain network. Here we will show this by looking at the Initial transactions of the Shapeshift 1 wallet.

Here we can see the initial funding transactions to Shapeshift 1 Wallet, both from the same wallet. If we then look at the transactions for that wallet we will see it is one the many Genesis Block Wallets. To know that the wallet is a Genesis Block Wallet you can look at the in Block Number Column and see that it says “0,” meaning the 0 Block, or the Genesis Block Transaction. It also shows that the transaction came from “Genesis.” Here we can see this as well the transaction of initial

The screenshot displays a blockchain explorer page for the address `0x8Df53D96191471E059DE51c718b983e4A51D2Afd`. The page is divided into several sections:

- Overview:** Shows an ETH balance of 0 ETH and an ETH value of \$0.00. It also lists token holdings worth \$12.01 (6 Tokens).
- More Info:** Includes private name tags and transaction history. The last transaction sent is `0xccca842801a8d...` from 1528 days ago, and the first transaction sent is `0xcacfb440dd578...` from 2774 days ago.
- Multi Chain:** Shows 2 addresses found via Blockscan and a promotional banner for "CRYPTO\$LOTS".
- Transactions:** A table showing the latest 7 transactions from a total of 7.

Transaction Hash	Method	Block	Date Time (UTC)	From	To	Value	Txn Fee
<code>0xccca842801a8d893fc...</code>	Transfer	7010979	2019-01-04 21:37:07	<code>0x8Df53D...A51D2Afd</code>	<code>0x008024...eB34d4d9</code>	0.95003795 ETH	0.00042
<code>0x2e58a477e53f832c1...</code>	Transfer	7010975	2019-01-04 21:36:26	<code>0x8Df53D...A51D2Afd</code>	OMG Network: OMG ...	0 ETH	0.00022094
<code>0x675d6058571bee66...</code>	Transfer	705449	2015-12-17 11:58:40	<code>0x8Df53D...A51D2Afd</code>	<code>0x5AbdeA...b4ff68a0</code>	26,998 ETH	0.00105
<code>0xc2fb0cc85c49f2237...</code>	Transfer	635629	2015-12-03 16:21:31	<code>0x8Df53D...A51D2Afd</code>	<code>0xb96fBC...C502FDE4</code>	1 ETH	0.00105
<code>0x53ca85045123bc68...</code>	Transfer	48549	2015-08-07 14:48:12	<code>0x8Df53D...A51D2Afd</code>	ShapeShift 1	4,999 ETH	0.0228818
<code>0xcacfb440dd5786d77...</code>	Transfer	47992	2015-08-07 12:13:26	<code>0x8Df53D...A51D2Afd</code>	ShapeShift 1	1 ETH	0.02433929
<code>GENESIS_8df53d9619...</code>	-	0	2015-07-30 15:26:13	GENESIS	<code>0x8Df53D...A51D2Afd</code>	32,000 ETH	0

funding the ETH to Shapeshift 1.

So what does this tell us about Shapeshift and these interactions? It means Shapeshift is the start of the trail for all the ETH flowing from one wallet to the next over time. Since the Genesis Wallet is not in control by any user we can conclude that the ETH trail started here, as this initial funding could not have been made for nefarious purposes. So now that we know the party in which the ETH trail begins, let's dig a little deeper into some of the activities of Shapeshift. We can do a quick search in etherscan for wallets named Shapeshift to see if they have any other wallets associated with them. Here are all the wallets the come up.

1. Shapeshift 1
2. Shapeshift 2
3. Shapeshift 3
4. Shapeshift 4
5. Shapeshift 5
6. Shapeshift 6
7. Shapeshift 7
8. Shapeshift: Bitfinex Desposit
9. Shapeshift: Poloniex Deposit
10. Shapeshift: Bittrex Deposit
11. Shapeshift: Binance Deposit
12. Shapeshift: Fox Token
13. Shapeshift: Fox Distributor
14. Shapeshift: Fox Staking Rewards
15. Shapeshift: Dao Treasury

We can now see that Shapeshift has Depository Wallets with both Bittrex, who we connected previously to the Tokens, as well as Binance who is holder for both GME and AMC Tokens. We can confirm transactions between these parties by looking at the Depository Wallet addresses transactions. If we start to look at the parties involved as a whole we can see all of them share one thing in common. They have all been charged by Regulators for various crimes in relation to their business operations. We can begin to show a pattern by looking at one of the parties who interacted with Shapeshift before being shut down by Canadian Regulators for running a Ponzi scheme. Here we can see a transactions between Shapeshift 1, Poloniex, and

Transactions

For 0x0ee4e2d09aec35bdf08083b649033ac0a41aa75e [QuadrigaCX 3](#)

SALES! Get 15% off (one-time) for any new API Pro subscription. Code:ESFP15Q223

A total of 5,061 transactions found

Txn Hash	Method	Block	Date Time (UTC)	From	To	Value	Txn Fee
0x23d4286a537268e4...	Transfer	1129292	2016-03-10 17:23:31	QuadrigaCX 3	0x5d4236...56DAd5c5 OUT	1.1 ETH	0.00105
0x8abf85e03c1898e73...	Transfer	1129266	2016-03-10 17:16:50	QuadrigaCX 3	0x57b727...Dc328Bf6 OUT	1 ETH	0.00105
0x941e18bbf7bc7b8f1...	Transfer	1129227	2016-03-10 17:05:36	QuadrigaCX 3	0x57b727...Dc328Bf6 OUT	1 ETH	0.00105
0x4fd361036f3038699...	Transfer	1129101	2016-03-10 16:29:49	QuadrigaCX 3	0x3209cd...B0F090b8 OUT	0.01 ETH	0.00105
0xa0afd5aa9c27d16d0...	Transfer	1123714	2016-03-09 14:55:31	QuadrigaCX 3	0x86c58a...5A410756 OUT	1 ETH	0.00105
0x2b3819d2194b64dc...	Transfer	1113654	2016-03-07 14:49:40	ShapeShift 1 IN	QuadrigaCX 3	100.99 ETH	0.00105
0x16c745fccf0f035f27...	Transfer	1113420	2016-03-07 13:45:04	QuadrigaCX 3	0x940Fe8...4Cb4AFC5 OUT	70 ETH	0.00105
0x31d1c17d878f3985f...	Transfer	1113405	2016-03-07 13:39:17	QuadrigaCX 3	0x074793...37902384 OUT	101 ETH	0.00105
0xdb50cf41a4cb7febd...	Transfer	1113390	2016-03-07 13:36:08	QuadrigaCX 3	0xdE2148...9f887218 OUT	101 ETH	0.00105
0x959507e96b0f91dca...	Transfer	1113374	2016-03-07 13:32:41	QuadrigaCX 3	0x575124...4160FDF3 OUT	101 ETH	0.00105
0x4b06929701d9fa913...	Transfer	1105177	2016-03-05 21:42:22	Poloniex IN	QuadrigaCX 3	499.99 ETH	0.00126

Show: 50 Records

Wallet named [QuadrigaCX 3](#).

Without getting into the details of every possible fraudulent transaction that took place with these parties, the point here is to establish a network of criminal parties involved. Since the main purpose of this discovery is to show that the Tokenized Stocks of both GME and AMC were part of a fraudulent network of criminal conspiracy. To better understand the parties

Cryptocurrency exchange that went under in 2018 was a Ponzi scheme, regulator's report finds

[Tara Deschamps](#) · The Canadian Press · Posted: Jun 11, 2020 10:03 AM PDT | Last Updated: June 11, 2020



The sudden death of Gerald Cotten, founder of QuadrigaCX, led to more than \$215 million going missing. The OSC said in a report Thursday that a fraud perpetrated by Cotten was to blame. (Facebook/QuadrigaCX)

The Quadriga cryptocurrency exchange that saw millions of dollars disappear just as its founder died was a "fraud" and Ponzi scheme, according to the Ontario Securities Commission.

The regulator said Thursday that Vancouver-based Quadriga's late founder Gerald Cotten committed fraud by opening accounts under aliases and crediting himself with fictitious currency and crypto asset balances, which he traded with unsuspecting clients.

Cotten, the OSC said in a new report, ran into a shortfall in assets available to satisfy client withdrawals when the price of the crypto assets changed. He started running a Ponzi scheme that covered the shortfall with other clients' deposits, the agency determined.

involved let's look at what kind of history these organizations have with regulators. We will first show that QuadrigaCX was

surrounded by controversy, fraud, and a Criminal Ponzi scheme.

Here we can see that QuadrigaCX was shut down by the Ontario Securities Commission for running a Ponzi scheme. So this is one of the parties that is doing transactions with Shapeshift. Well, that doesn't make Shapeshift a guilty party right? Well, Shapeshift has been surrounded in controversy since 2014, when its Founder Erik Voorhees was charged by the SEC with offering unregulated securities. He later went on to start Shapeshift and was followed by more controversy of money laundering which once again attracted regulators attention. Here we can see an article discussing how the criminal empire operated.

Crypto Crime Cartel: Erik Voorhees, ShapeShift and the Anarchists

In 2014, the U.S. Securities and Exchange Commission (SEC) [charged ShapeShift founder Erik Voorhees](#) with offering unregistered securities. He was forced to settle the charges, paying a fine and disgorgement on the millions of dollars he had illegally made from the offering. Later, in 2018, the Wall Street Journal [published an investigation](#) into digital asset intermediaries and was able to identify \$90,000,000 of suspected criminal proceeds flowing through the businesses in a two-year period. ShapeShift was the largest recipient of these funds with a U.S. presence.

This story is too familiar. The lure of an under-regulated industry filled with naïve investors and the promise of privacy is bound to attract criminals. Until regulation does catch up (and [it is catching up](#)), one would have hoped that the loudest voices in the community would be those looking to self-regulate and keep the industry from being a haven for criminals, but that hasn't been the case, as our [crypto crime cartel](#) series has shown.

Instead, the digital asset revolution has been hijacked by some of the most prominent figures from the early days of [Bitcoin](#). As a result, many critical infrastructure entities—[cryptocurrency exchanges](#), for example—are being used to steal investments from customers, laundering criminal cash and enable the transfer of money between drug dealers, pedophiles and human traffickers. We have seen that this is both plain profit-seeking and an ideological push against regulation and transparency.

Here we can see that Shapeshift has been surrounded by Controversy for years, moving from one criminal scheme to the next. We can also show that Poloniex doesn't have great reputation with regulators either. We can see here that they were

Press Release

SEC Charges Poloniex for Operating Unregistered Digital Asset Exchange

FOR IMMEDIATE RELEASE

2021-147

Washington D.C., Aug. 9, 2021 — The Securities and Exchange Commission today announced that Poloniex LLC has agreed to pay more than \$10 million to settle charges for operating an unregistered online digital asset exchange in connection with its operation of a trading platform that facilitated buying and selling of digital asset securities.

The SEC's order finds that from July 2017 through November 2019, when Poloniex sold its platform, Poloniex operated a web-based trading platform that facilitated buying and selling digital assets, including digital assets that were investment contracts and therefore securities. According to the SEC's order, the Poloniex trading platform met the criteria of an "exchange" as defined by the securities laws because the trading platform provided the non-discretionary means for trade orders to interact and execute through the combined use of the Poloniex website, an order book, and the Poloniex trading engine. The order finds that notwithstanding its operation of the Poloniex trading platform, which was available to U.S. investors, Poloniex did not register as a national securities exchange nor did it operate pursuant to an exemption from registration at any time, and its failure to do so was a violation of Section 5 of the Exchange Act.

charged by the SEC in 2021 for Operating Unregistered Digital Asset Exchange.

Now let's look at Bittrex and how they were charged by the U.S. Treasury Department.

October 19, 2022 | GT ALERT

Crypto Exchange Bittrex Settles \$53 Million in Fines with Treasury Department for Sanctions, Anti-Money-Laundering Violations

Related Professionals
Capabilities
Offices

Kara M. Bombach | Kyle R. Freeny | Marina Olman-Pal | Madeline Orlando
Export Controls & Economic Sanctions | Financial Regulatory & Compliance | Blockchain & Digital Assets
Washington, D.C. | Miami | Sacramento

SUBSCRIBE

SHARE



On Oct. 11, 2022, the U.S. Treasury Department [announced](#) that cryptocurrency exchange Bittrex Inc. had agreed to settle \$53 million total in fines over allegations it violated sanctions and anti-money-laundering laws. The fines come after the Office of Foreign Assets Control (OFAC) and Financial Crimes Enforcement Network (FinCEN) conducted parallel investigations into Bittrex's activities. Bittrex settled with OFAC and FinCEN, respectively.

These actions, the largest against a crypto firm by OFAC and the first parallel action taken by OFAC and FinCEN, come as the virtual-currency sector faces increasing regulatory scrutiny. Both OFAC and FinCEN focus on risks in the virtual currency space generally, and specifically when companies do not implement adequate compliance programs and internal controls from the outset.

Now let's look at Gemini who was one of these wallet Funders and who is partnered with Genesis. We can see from a list that Genesis is on the list of FTX Wrapped AMC Token holders at #7 and additionally holds the Gamestop Token as well. Here we can see that both Genesis and Gemini were charged by the SEC for the Unregistered Offer and Sale of Crypto Asset Securities.

Press Release

SEC Charges Genesis and Gemini for the Unregistered Offer and Sale of Crypto Asset Securities through the Gemini Earn Lending Program

FOR IMMEDIATE RELEASE

2023-7

Washington D.C., Jan. 12, 2023 — The Securities and Exchange Commission today charged Genesis Global Capital, LLC and Gemini Trust Company, LLC for the unregistered offer and sale of securities to retail investors through the Gemini Earn crypto asset lending program. Through this unregistered offering, Genesis and Gemini raised billions of dollars' worth of crypto assets from hundreds of thousands of investors. Investigations into other securities law violations and into other entities and persons relating to the alleged misconduct are ongoing.

According to the complaint, in December 2020, Genesis, part of a subsidiary of Digital Currency Group, entered into an agreement with Gemini to offer Gemini customers, including retail investors in the United States, an opportunity to loan their crypto assets to Genesis in exchange for Genesis' promise to pay interest. Beginning in February 2021, Genesis and Gemini began offering the Gemini Earn program to retail investors, whereby Gemini Earn investors tendered their crypto assets to Genesis, with Gemini acting as the agent to facilitate the transaction. Gemini deducted an agent fee, sometimes as high as 4.29 percent, from the returns Genesis paid to Gemini Earn investors. As alleged in the complaint, Genesis then exercised its discretion in how to use investors' crypto assets to generate revenue and pay interest to Gemini Earn investors.

As we can now see there are direct interactions between these parties and they all seem to be surrounded by criminal activities. This should leave no doubt that these Tokenized Stocks are simply another mechanism for these parties to commit the same exact crimes all over again. Since they ended up settling these charges by paying fines, they simply got a slap on the wrist and then packed up shop to start up again somewhere else.

After digging through these wallets following the ETH and now knowing the origin of the funds, it leaves little doubt that the Tokens for GME and AMC were just another Criminal scheme, this time with more parties involved. We can now circle back to where we started and look into some of the other FTX Wrapped AMC Token holders. Let's now look at the following Holders

1. FTX Exchange 2 (#2)
2. FTX Exchange (#3)
3. Alameda Research 13 (#12)

It is well known that Sam Bankman-Fried started Alameda Research in October 2017, who later then started up FTX in 2018. After the scandal broke loose in November 2022 about FTX and lost funds, many quickly learned the still close ties FTX had to Alameda Research. Essentially, they were operating as one of the same, where FTX was using customer funds to make risky bets through Alameda Research. There are many large direct crypto currency transactions between these parties as shown for example in the Gamestop Token discovery, in which Millions of FTT Tokens worth \$4.2 Billion were exchanged. There are many FTX and Alameda Research wallets, but they are part of the same elusive shell game of moving money (ETH) around on the blockchain to disguise their ill intentions. It was no secret that FTX had their Tokenized version of Gamestop and AMC that was trading at near spot price of the authentic stocks. Here we can see the announcement for this Token.

You Can Now Trade GameStop Futures on FTX

Crypto derivatives exchange FTX has just listed GameStop's "meme stock" for tokenized futures and spot trading.

 By [Liam Frost](#)

📅 Jan 27, 2021

🕒 2 min read



Crypto futures trading. Image: Shutterstock

We can also see from Coinmarketcap.com that trading for the Gamestop Token began at the same time the Wrapped Gamestop Token was created. This can be seen here by the chart from the coinmarketcap website.



Here is what it states for the description of this Tokenized Stock.

GME Price Live Data

The live GameStop tokenized stock FTX price today is \$19.03 USD with a 24-hour trading volume of \$1,463.08 USD. We update our GME to USD price in real-time. GameStop tokenized stock FTX is up 1.92% in the last 24 hours. The current CoinMarketCap ranking is #5761, with a live market cap of not available. The circulating supply is not available and the max. supply is not available.

If you would like to know where to buy GameStop tokenized stock FTX at the current rate, the top cryptocurrency exchange for trading in GameStop tokenized stock FTX stock is currently [DeFiChain DEX](#). You can find others listed on our [crypto exchanges page](#).

What are tokenized stocks?

Equities are stocks that trade on traditional regulated exchanges. FTX lists tokens on select equities. These spot tokens are backed by shares of stock custodied by CM-Equity. They can be redeemed with CM-Equity for the underlying shares if desired.

CM-Equity is fully regulated in Germany, and is a licensed financial institution permitted to offer such products. All FTX users who trade tokenized stocks may also have to become customers of CM-Equity, and pass through CM-Equity's KYC and compliance. Furthermore, all trading activity may be monitored for compliance by CM-Equity. CM-Equity custodies the equities at a third party brokerage firm. CM-Equity (not FTX Trading LTD) provides the brokerage services.

Currently coinmarketcap does display the data for AMC, but shows the same description for the Token. This can be seen [here](#).

 **AMC**
Entertainmen...

AMC ☆ ↕

Status

Market data is untracked

This project is featured as an 'Untracked Listing'

For more details on the listing tiers, please refer to [Listings Review Criteria Section B - \(3\)](#)

Rank # - Token On 3,804 watchlists

[ftx.com/tokenized-stocks...](#) Community Chat

Whitepaper

Tags:

Tokenized Stock

AMC Price Live Data

What are tokenized stocks?

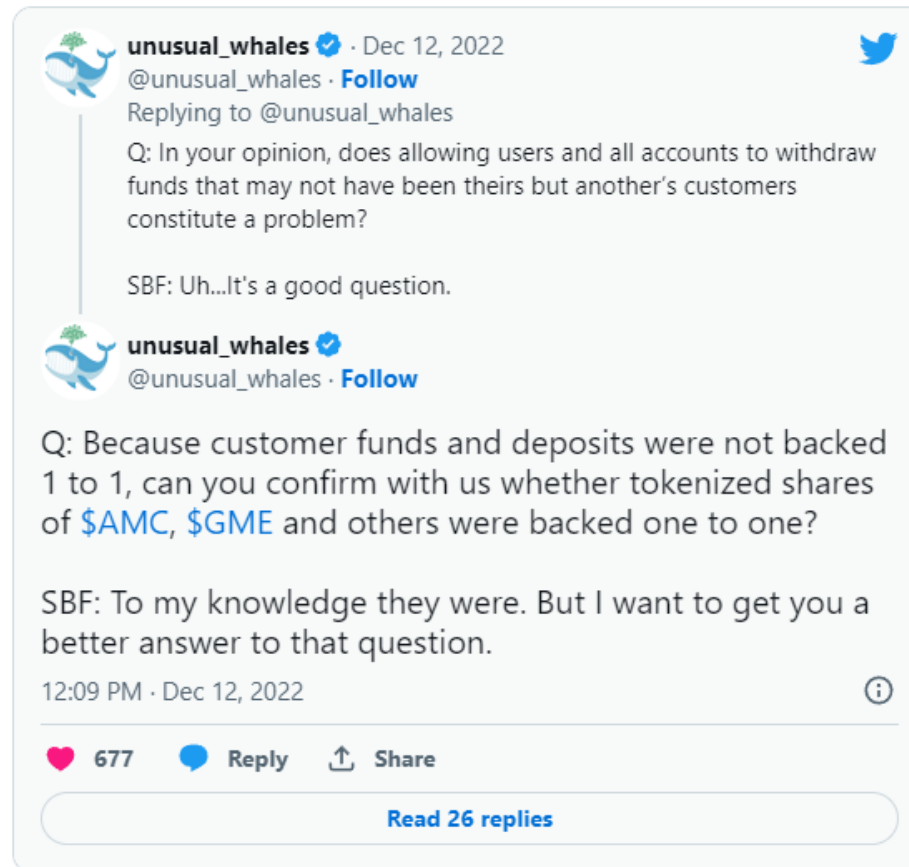
Equities are stocks that trade on traditional regulated exchanges. FTX lists tokens on select equities. These spot tokens are backed by shares of stock custodied by CM-Equity. They can be redeemed with CM-Equity for the underlying shares if desired.

CM-Equity is fully regulated in Germany, and is a licensed financial institution permitted to offer such products. All FTX users who trade tokenized stocks may also have to become customers of CM-Equity, and pass through CM-Equity's KYC and compliance. Furthermore, all trading activity may be monitored for compliance by CM-Equity. CM-Equity custodies the equities at a third party brokerage firm. CM-Equity (not FTX Trading LTD) provides the brokerage services.

Luckily there other sources that we are able to obtain chart data on the FTX Tokenized AMC. We can see by the chart Yahoo Finance that trading also began in January 2021.



We can clearly see that the Tokens in this discovery are definitively one and same shown here and they are supposed to be backed 1 to 1 with an Authentic Stock Share Certificate. Even Sam Bankman-Fried himself confessed to these Tokens being backed by real shares. We can authenticate that claim definitively as it is on record of him saying it. We can get a recount of the



event by looking at a statement released by Unusual Whales the interviewer of SBF.

So now that we can clearly see the connections between these Tokens, FTX, and other parties mentioned so far we can again circle back to some of the FTX Wrapped AMC Token Holders. We should now discuss Binance as they have several wallets attached to both the GME and AMC Tokens. Here are the FTX Wrapped AMC Token holder wallets associated with Binance.

1. Binance 4 (#5)
2. Binance (#9)
3. Binance 10 (#10)
4. Binance: Deployer 1 (#11)
5. Binance 3 (#15)
6. Binance US 2 (#22)
7. Binance 11 (#24)
8. Binance 22 (#34)

Clearly Binance had many wallets associated with these AMC Tokens. They even have AMC Tokens Deployed on their own Binance Blockchain. Similar to etherscan we can use bscscan.com to look up these Tokens. Here we can see, 2 additional Tokens that are solely associated the Binance Blockchain. Here are those Tokens and it is important to note that these transaction are based on BNB instead of ETH like the other Tokens listed at the beginning of this discovery.

1. Token – AMC FIGHT NIGHT (AMC), Created May 6th, 2021 @ 2:44am EST
 - a. 0x1496fB27D8cF1887d21cAc161987821859CA56Ba (Token Contract)
 - b. <https://bscscan.com/token/0x1496fb27d8cf1887d21cac161987821859ca56ba>
 - c. Token Max Total Supply – 400,000,000 AMC
 - d. Number of Token Holders – 12,538
2. Token – AMC (AMC), Created July 14th, 2021 @ 10:46am EST
 - a. 0x852E3A65d0cD8561eDc0927012412D60AAAa9a4C (Token Contract)
 - b. <https://bscscan.com/token/0x852e3a65d0cd8561edc0927012412d60aaaa9a4c>
 - c. Token Max Total Supply – 1,280,963,606.527849 AMC
 - d. Number of Token Holders – 1,095

Here is the information bscscan from the Tokens respectively.

BscScan
A product of Etherscan

BNB: \$288.45 (+3.26%) | 5 Gwei

Home Blockchain Validators Tokens Resources More Sign In

Token AMC FIGHT NIGHT Buy Earn Gaming

Sponsored: - No gas fees and MEV protection on 1inch - #1 DEX aggregator. [Swap now!](#)

Overview <small>BEP-20</small>		Profile Summary	
PRICE	\$0.00 @ 0.000011 BNB	FULLY DILUTED MARKET CAP	\$1,296,908.00
Total Supply:	400,000,000 AMC	Contract:	0x1496fb27d8cf1887d21cac161987821859ca56ba
Holders:	12,538 addresses	Decimals:	18
Transfers:	100,904	Official Site:	https://amctoken.com/
		Social Profiles:	✉ 📧 📷 📺

BscScan
A product of Etherscan

BNB: \$288.03 (+3.11%) | 5 Gwei

Home Blockchain Validators Tokens Resources More Sign In

Token AMC Buy Earn Gaming

Featured: Build Precise & Reliable Apps with BscScan APIs. [Learn More!](#)

Overview <small>BEP-20</small>		Profile Summary	
PRICE	\$0.00 @ 0.000008 BNB (+0.63%)	FULLY DILUTED MARKET CAP	\$2,876,605.91
Total Supply:	1,280,963,606.527849 AMC	Contract:	0x852e3a65d0cd8561edc0927012412d60aaa9a4c
Holders:	1,095 addresses	Decimals:	18
Transfers:	58,009	Official Site:	https://amnxt.io/
		Social Profiles:	✉ 📧 📷 📺 📱 📺 📺

Interesting enough if you take note of the Token Supply for both the AMC FIGHT NIGHT Token (400,000,000) and the Wrapped Gamestop Token (10,000,000) we can confirm these Tokens are also associated with FTX. Sam Bankman-Fried once again confirms a Gamestop and AMC Token with those quantities. We can see that here.

According to *The Chainsaw* report, however, FTX attested that its 10 million **GameStop (GME)** - [Get Free Report](#) and 400 million **AMC Entertainment (AMC)** - [Get Free Report](#) digital tokens were backed by GME and AMC shares insured under CM-Equity's custody.

However, FTX severed ties with CM-Equity in late 2021, suggesting that throughout 2022 there were neither GameStop nor AMC shares under the custody of the escrow agent.

Raising even more suspicion about the case, FTX removed the white paper on AMC tokens from its website in late November.

There were obviously a lot more Tokens associated with Gamestop and AMC than publicly claimed. Digging a little deeper on the Binance Blockchain we can find an additional Gamestop Token. Here is the information for that token that we can now add to list of Tokens used for criminal activities.

1. Token – Gamestop (GME), Created November 13th, 2021 @ 4:33pm EST
 - a. 0xb53Db5126CbEDCa2e46F5F707fc7A96E0D2C8D19 (Token Contract)
 - b. <https://bscscan.com/token/0xb53db5126cbeca2e46f5f707fc7a96e0d2c8d19>
 - c. Token Max Total Supply – 1,000,000,000,000,000 GME

d. Number of Token Holders – 671

BscScan
A product of Etherscan

BNB: \$306.50 (+9.57%) | 5 Gwei

Home Blockchain Validators Tokens Resources More Sign In

Token GameStop Buy Earn Gaming

BscScan is now a **Top 21 validator** on the Binance Smart Chain. [Delegate BNB to BscScan now!](#)

Overview <small>BEP-20</small>	
PRICE	FULLY DILUTED MARKET CAP
\$0.00 @ 0.000000 BNB	\$0.00
Total Supply:	1,000,000,000,000,000 GME
Holders:	671 addresses
Transfers:	5,194

Profile Summary	
Contract:	0xb53db5126cbeca2e46f5f707fc7a96e0d2c8d19
Decimals:	9
Official Site:	https://gmeapes.me
Social Profiles:	✉ 📷 🐦 🌐

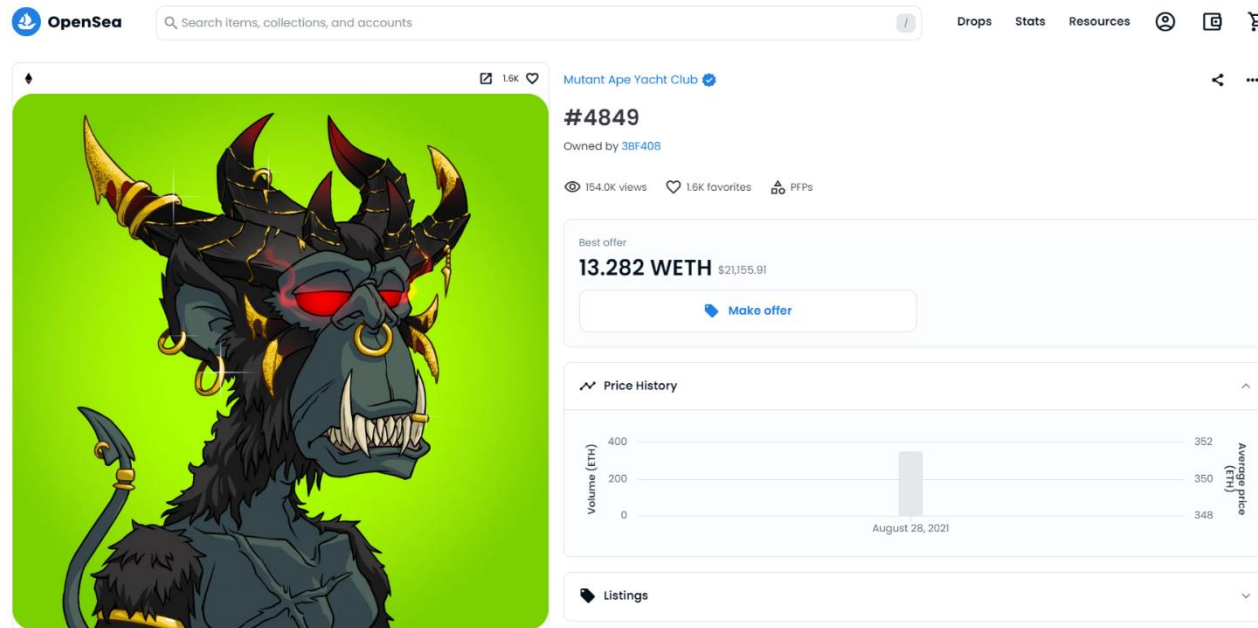
We have now connected many of the parties involved with the Gamestop and AMC Tokens to not only criminal practices, but also criminal histories of many of them. Getting back the FTX Wrapped AMC Token Holders, how do we find out who some of the other players are. Well some of them are easier to track to down than others. Named Wallets give you starting point on who the wallet might belong to. For instance, let's take into account 0x_b1 Wallet (#23), let's do some digging on that wallet. Doing a google search will reveal that there is a twitter account associated with that address and is subsequently named



Oxb1. So who is Oxb1? Well, to start here is the twitter profile for Oxb1.

Quickly one can find out that this account associated with the Bored Ape Yacht Club NFT, similar to that as Mark Cuban. However, this NFT is part of the Mutant Ape Yacht Club Collection, as shown prior on the opensea website. Consequently, this particular NFT #4849 from the Mutant Ape Yacht Club Collection is importantly the highest NFT of the collection ever sold. We can see from opensea the last sale of this NFT was for 350 Wrapped Ethereum, and equivalent to \$1.7 Million at an ETH all-

time high. The wallet that actually purchased this NFT was funded by the 0x_b1 Wallet, which then transferred it to another wallet address. We can see all this information shown here.



This importance of this is to establish this 0xb1 Twitter Account and 0x_b1 Wallet are one and the same, but they are major player in the Crypto and NFT Community. We can also make another very important connection from the 0xb1 Twitter Account. Doing some digging on Twitter Followers for this account we can see corresponding relationship to some of the other Gamestop and AMC Token Holders. Doing some digging on social media we can find that Sam Bankman-Fried, 0xb1, and pennilesswassie.sismo.eth are connected via Twitter. Pennilesswassie.sismo.eth has been found to be connected the Tetranode Handle on Twitter. Tetranode had remained in shadows and whose true identity is unknown. However, 0xb1 has been

0xf3359f433f246586c...	Register Proxy	12025307	2021-03-12 18:29:07	0x50dd57...B31C2E87	OUT	OpenSea: Registry	0 ETH	0.1174206
0x279824baaac0528b...	Swap ETH For...	12012083	2021-03-10 17:15:57	0x50dd57...B31C2E87	OUT	Uniswap V2: Router 2	1.457174736 ETH	0.02712532
0x1fcb34825f6cd837a...	Transfer	12011882	2021-03-10 16:29:48	0x_b1	IN	0x50dd57...B31C2E87	20 ETH	0.004326

Show: 50 Records

First < Page 65 of 65 > Last

confirmed in social circles as being Jason Stone CEO of the trading firm Keyfi, a.k.a. Battlestar Capital, which managed the Celsius Defi portfolio from 2020 to 2021. The same Celsius that ran into financial trouble after the FTX fallout and became the scrutiny of public for the loss of its user's assets. Here we can see the connection between Sam Bankman-Fried, Oxb1, and Tetranode on Twitter.

mobile.twitter.com

Oxb1 
2,661 Tweets



 Follow

Oxb1 
@Ox_b1

#bitcoin  #ethereum Never Financial Advice.


Science & Technology 
Joined November 2020

419 Following 121.6K Followers

 Followed by SBF

Oxb1
@Ox_b1

Followers you know Followers **Following**





 **Tetranode** 
@Tetranode  Follow

Creation of @ratwellOx Puppeteered by @DgenFren Occasionally LARPing as @FrogsAndOrca

Item Activity

Filter

Sales X Transfers X Clear All

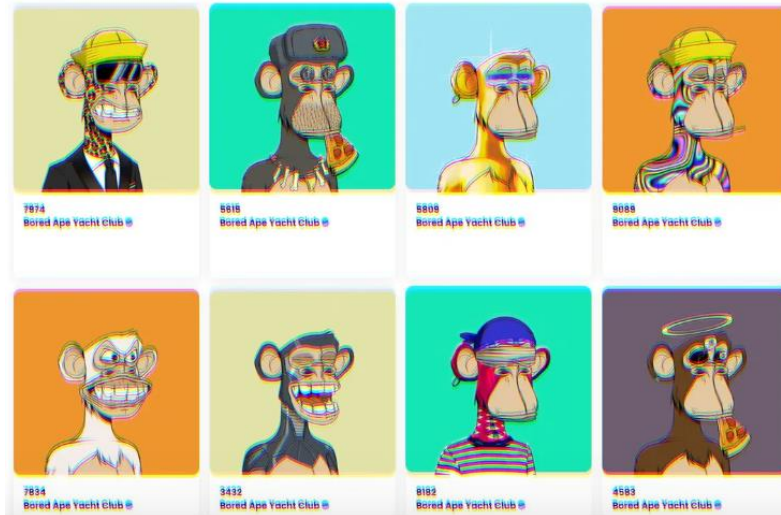
Event	Price	From	To	Date
Transfer		50DD57	38F408	8mo ago 
Transfer		Niftyologist	50DD57	2y ago 
Sale	350 WETH	Niftyologist	50DD57	2y ago 
Minted	2.8091 ETH	NullAddress	Niftyologist	2y ago 

We can see that there is relationship on twitter beyond Tokens on the blockchain. This very well could have been a line of communication for them through Direct Messages. What we will actually find after doing some significant digging is that there is a definite connection. Turns out Yuga Labs the BAYC NFT Creator raised capital from FTX Ventures, although Alameda

FTX Blowup Puts Trove of Prized Bored Apes at Risk of Liquidation

Yuga Labs, the NFT collective behind the majority of tokens held in the crypto empire's wallet, has previously raised capital from FTX Ventures, although Alameda Research is in control of the wallet.

By Eli Tan, Cam Thompson 🕒 Nov 9, 2022 at 1:38 p.m. PST 🔄 Updated Nov 10, 2022 at 9:23 a.m. PST



🔍	0xd71f3364081a48c5a...	Add Liquidity	11686727	2021-01-19 16:04:32	🔗 hgg2d.eth	IN	📄 Saddle.finance: BTC Po...	0 ETH	0.0885544
🔍	0x728076e92b568c0d...	Transfer Own...	11685757	2021-01-19 12:31:14	🔗 Saddle.finance: Deployer	IN	📄 Saddle.finance: BTC Po...	0 ETH	0.00215502
🔍	0x6691e64433fbc061...	0x00a06040	11685572	2021-01-19 11:51:28	🔗 Saddle.finance: Deployer	IN	📄 Create: Swap	0 ETH	0.23681504

Show: Records

First < Page 60 of 60 > Last

Research is in control of the wallet. We can see information on that here.

Next let's take a look at the FTX Wrapped AMC Token Holder Saddle.finance: BTC Pool Swap (#19). This Holder is actually a Contract, not a wallet, where Bitcoin is used as collateral for Synthetix Tokens. The Synthetix are then paired with real world assets and used as swaps. It is important to note that this Swap was created on January 19th, 2021 at 6:51 pm by the Saddle.finance: Deployer wallet. This can be seen here.

Here is what it states under Saddle Finances own blog regarding swaps and using the Synthetix Tokens. This is the link <https://blog.saddle.finance/low-slippage-trades-across-saddle-btc-eth-and-usd-pools-via-virtual-swap/> .

Virtual Swaps are the latest addition to Saddle. In this article, we will cover all you need to know about Virtual Swaps using [Synthetix](#)'s synths. Saddle up for your Virtual Swap ride!

Bridging liquidity pools with Synths

Synths provide a way to trade across pools with low slippage. For example, to bridge USD, ETH, and BTC pools, synths can act as the common asset. We can exchange the synths with *infinite liquidity*, allowing them to act as a *liquid bridge* between any pool that contains sUSD, sBTC, or sETH-- This can support **VERY large trades**, up to the size of the [Synthetix global debt pool](#) (which is ~\$1B as of writing).

The virtual swap smart contracts have been audited by [Quantstamp](#), read the full audit [here](#).

Note that Synthetix's [fee reclamation and rebate mechanism](#) introduces a waiting period to mitigate front-running of oracle price updates for a Synth <> Synth exchange. This breaks up the swap into 2 transactions (with a waiting period in between), like such:

- **Step 1 (transaction 1): USDC -> sUSD (rate set by the AMM)**
- **Step 2 (transaction 1): sUSD -> sBTC (rate set by Chainlink Oracle)**
- **Step 3 (transaction 2): sBTC -> WBTC (rate set by the AMM)**

Notice here they said this Pools can support up to the size of the Synthetix global “DEBT” pool, where debt is the key word. They also state that they can “exchange the synths with INFINITE LIQUIDITY.” From this same blog we can see how Saddle Finance uses these Synthetix Debt Tokens to provide exposure to a range of assets. We can see that here.

SYNTHETIX ASSETS

[Synthetix](#) is a protocol for issuing and trading synthetic assets on the Ethereum blockchain. [Synths](#) are *ERC-20 tokens*, providing exposure to a range of assets. Each synth tracks the price of an external asset (fiat currency, cryptocurrency, commodities, etc). For example:

- sBTC synth tracks the price of Bitcoin (BTC) through price feeds supplied by an oracle.
- sUSD synth tracks the price of a single US Dollar (USD). This synth is always valued at \$1 in the debt repayment mechanism of Synthetix.
- sCHF tracks the price of the Swiss Franc (CHF) through price feeds supplied by an oracle.

Synths provide exposure to an asset (at a clear price) without holding the asset. With synths, traders can get exposure to assets which don't exist on-chain.

Additionally we can see Saddle Finance describes how the Synthetix work here.

How do synths work?

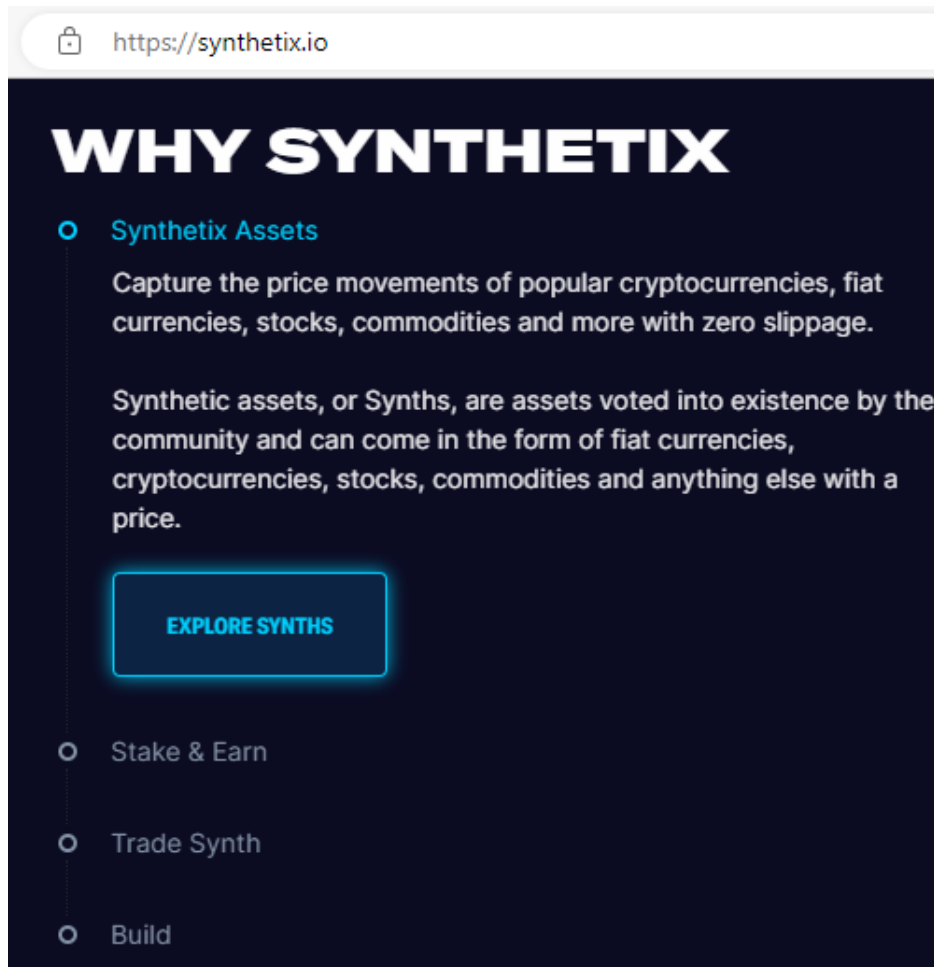
Synths differ from asset backed cryptocurrencies like stablecoins. For instance, US Dollars back DAI stablecoin. If you own 1 DAI, then in a way you own US\$ 1. But owning sBTC synth doesn't mean you own the equivalent Bitcoin. Rather, the owner only has the exposure to the BTC price.

Synthetix works on an *over-collateralization* model; each synth is collateralized by more value than it represents to absorb any sharp price changes. The native token of Synthetix is used for collateral. Synthetix is a multi-token protocol:

Collateral: SNX, the native token of Synthetix, is a primary collateral backing mechanism. The community governance determines the collateralization ratio for synths. Trial with ETH as a collateral have been completed and further trials are planned.

Synthetic assets: Synths are the ERC-20 tokens that mirror the price of any asset with a given price oracle.

We can also confirm that Synthetix Assets capture the exposure of Cryptos, Fiats, Stocks, and Commodities from their very own website.



Let's again now come back to the FTX Wrapped AMC Token Holders and finish up with investigation into this particular Token. Most of the significant parties involved here have been named. If we look into the other wallets that have a nickname (Alias) or are anonymous, most lead back to the same sources of initial funding. It should also be noted that many of the parties involved are major players in the crypto community. So now that we have an understanding of who was behind these Tokens and how they were used on the Blockchain, we can now apply the same logic to the other Tokens listed at the beginning of this discovery. However, before we move on to the other Tokens it is important to discuss another additional layer of conspiring.

The one thing all these Tokens have in common is that they all went Uniswaps Decentralized Exchange (DEX). So who is Uniswap and how does it work?

What Is Uniswap (UNI)?

Uniswap is a decentralized exchange that enables peer-to-peer market making. Uniswap is also a [cryptocurrency](#) whose symbol is (UNI). The Uniswap platform enables users to trade cryptocurrencies without any involvement with a centralized third party.

The Uniswap [blockchain](#) is hosted on the [Ethereum](#) platform and governed by UNI holders. Uniswap describes its blockchain as a public good.^[1] The Uniswap blockchain is [open source](#), meaning that anyone can view and contribute to the blockchain's code.

This describes how Uniswap works.


How Uniswap Works

The Uniswap platform uses blockchain-based smart contracts to facilitate the decentralized trading of many different digital assets. Pairs of digital assets are swapped via liquidity pools, which use smart contracts to automatically rebalance after every trade. The Uniswap blockchain, which functions like an electronic ledger, is continually updated to reflect the trading activity occurring among Uniswap users. By functioning as an exchange without any central authority's involvement, Uniswap is an automated market maker.^[3]

This is basically a black market for the trading of virtually anything on the blockchain. This Exchange operates without any central involvement, can be utilized by anyone for any purpose, and is literally an open door for criminal activities. Through the claim of no involvement with these transactions Uniswap can declare itself innocent of any wrongdoing. However, if criminal activities are being perpetrated through your exchange it would be considered an accessory to the crimes being

committed. Claiming no wrong doing when retail investors are losing Billions, if not Trillions, from Securities Fraud is not innocence. It is at best gross negligence through complacency, but that goes out the window when the Exchange is profiting from these transactions.


Doing some further investigative work we can now find deeper ties between Uniswap and one of the largest players on Wall Street today. It was very choice words used to describe Uniswap DEX, a Black Market, as they close ties to non-other than Blackrock. Blackrock is a massive force in the financial world and could have stood to lose Billions, possibly Trillions, from the Gamestop and AMC Short Squeeze. So how close are the ties between Uniswap and Blackrock? To make this connection let's first look at the management for Uniswap. By doing a quick search we can find that COO for Uniswap is Mary Katherine Lader. Checking her background through LinkedIn we find the connection we are looking for. Here is what it shows under her




Mary-Catherine Lader

Chief Operating Officer at Uniswap Labs
Harvard Business School · Uniswap Labs
New York, New York, United States ·
500+ connections


LinkedIn Profile.



Chief Operating Officer
Uniswap Labs
Jun 2021 - Present · 1 yr 8 mos
New York, United States
Lead growth, strategy and operations for Uniswap Labs, which supports the world's largest decentralized exchange protocol



Term Member
Council on Foreign Relations
Jun 2019 - Present · 3 yrs 8 mos

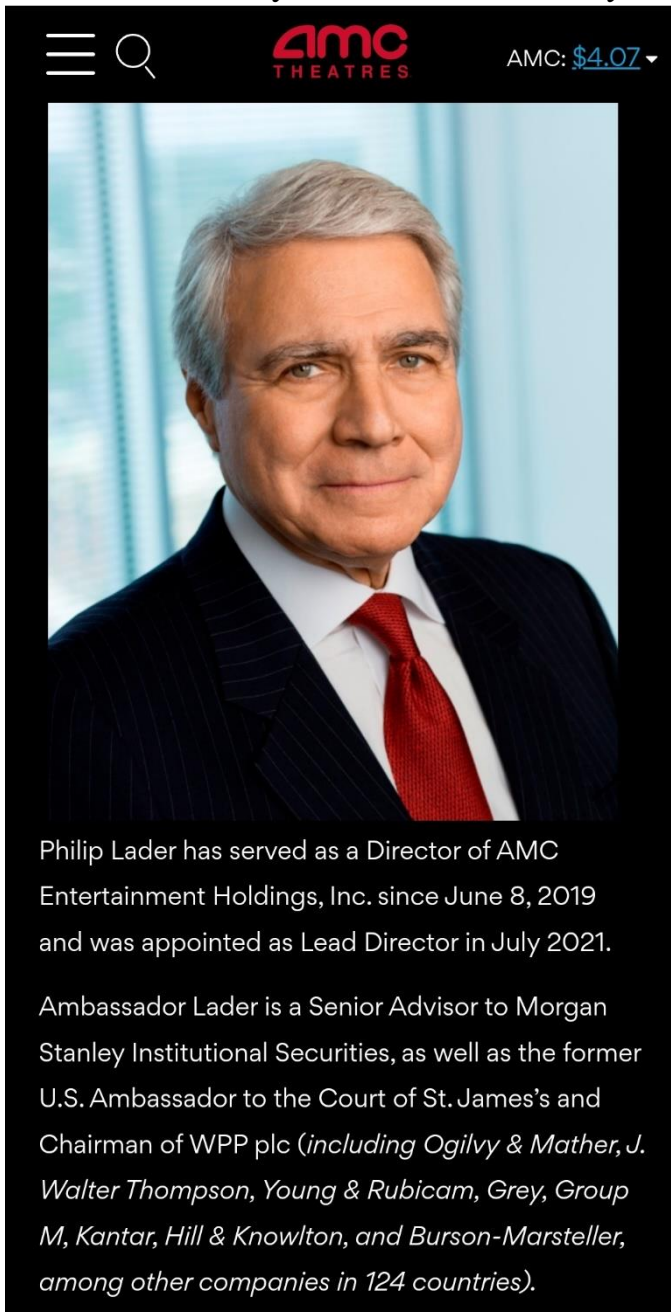


BlackRock
5 yrs 9 mos

- **Managing Director & Global Head of Aladdin Sustainability**
Jan 2020 - Jun 2021 · 1 yr 6 mos
New York, United States
Launched and led BlackRock's sustainable investing software, data and analytics businesses, including organic builds, strategic partnerships and M&A ac ...more
- **Managing Director & Chief Operating Officer, BlackRock Digital Wealth**
Oct 2017 - Dec 2019 · 2 yrs 3 mos
Greater New York City Area
Deputy for global retail digital distribution

We can retain some very relevant information from this. First is that she is member on the Council of Foreign Relations, which aligns with some of the foreign parties related to these Tokens. Notably, prior to working for Uniswap, Mary Lader worked for Blackrock as Managing Director, Chief Operating Officer for their Digital Wealth, and Deputy for Global Retail Digital Distribution. After that she changed positions to the Managing Director and Global Head of Aladdin Sustainability, where she formed strategic partnerships in the digital sector. The alliance of these partnerships allowed Blackrock a strong entry into the crypto markets with an immediate dominance established. Here is where we establish what Aladdin is and why its very existence is a Computerized Monopoly of Financial Markets. Aladdin is an AI Algorithm ran by super computers for the sole purpose of being a money siphoning machine. It is not there to improve markets, but to churn out as much money as possible at the expense of Millions of Investors. Here is video that explains everything about Aladdin in greater detail. The video is titled “This Robot Already Owns Everything (And it’s just getting started) : Blackrock Aladdin” <https://youtu.be/AWBRldjVzuM>

Additionally, we should note Mary Katherine Lader's close connection the AMC. Interestingly enough her name bears a



The screenshot shows the AMC Theatres mobile application interface. At the top, there is a menu icon, a search icon, the AMC Theatres logo, and a stock price indicator for AMC at \$4.07. The main content area features a portrait of Philip Lader, a man with grey hair wearing a dark pinstriped suit, white shirt, and red tie. Below the portrait, the text reads: "Philip Lader has served as a Director of AMC Entertainment Holdings, Inc. since June 8, 2019 and was appointed as Lead Director in July 2021. Ambassador Lader is a Senior Advisor to Morgan Stanley Institutional Securities, as well as the former U.S. Ambassador to the Court of St. James's and Chairman of WPP plc (including Ogilvy & Mather, J. Walter Thompson, Young & Rubicam, Grey, Group M, Kantar, Hill & Knowlton, and Burson-Marsteller, among other companies in 124 countries)." The background of the text is black.



PHILIP LADER and his daughter MARY-CATHERINE LADER at an exhibition in London on 11th May 2004. PTY 54
© Desmond O'Neill Features:- + 44 (0) 7092 235465
www.donfeatures.com info@donfeatures.com
MINIMUM REPRODUCTION FEE AS AGREED.
PHOTOGRAPH BY DOMINIC O'NEILL

close resemblance to that of a Board Member for AMC, which is Philip Lader. Here we can show he is on AMC's Board of Directors and also a picture of him with his daughter, who is in fact Mary Katherine Lader.

There is clearly a very close connection between Blackrock, Uniswap, and AMC. We can also see that Philip Lader was appointed as Lead Director for AMC in July, 2021, which was 1 month after Mary Lader joined Uniswap as the COO. In addition Philip Lader is a Senior Advisor to Morgan Stanley Institutional Securities, which recently published a statement showing they had over \$100 Billion in "Securities Sold Not Yet Purchased." These are securities priced in at face value and the amount held of any particular stock remains unpublished. If this position is concentrated to a few particular stocks, that then go up astronomically in price, it would be devastating to Morgan Stanley's Portfolio. This is without question a clear conflict of interest and completely unfavorable to AMC investors. The events that unfolded on January 28th, 2021 with removing the buy button were to protect market from extreme volatility. This protection from market wide volatility was in favor of Citadel, Blackrock, Morgan Stanley, Brokers, Clearing Houses, and many more, all at the expense of retail investors. It was not only about losing a substantial amount money, it was about losing the power to control the markets to their benefit.

So how could a group of stocks cause so much market volatility, enough to be forced into removing the buy button from them? Well, in the event of a margin call, these firms may be forced to sell other assets in order to come up with the money. As the assets begin selling off it would then start to dramatically affect the price of them, spurring a further sell off. This could be the only rational explanation for the unprecedented actions taken that day of removing the buy button. Here is where a few things don't add up to why those measures were taken on January 28th, 2021. Let's first look at the Market Caps for Gamestop and AMC the on that day. Those Market Caps respectively and approximately were \$37 Billion and \$4.2 Billion at the peak prices on January 28th. The question then becomes, how does Gamestop and AMC with a Combined Market Cap of \$41.2 Billion at time pose any threat to the market. The price could have quadrupled for both and still be the Market Cap Change equivalent to modest day for Apple. So how can a \$160 Billion Market Cap change for Apple not pose a market threat, yet Gamestop and AMC do? Well, it must be because Apple has such a large market cap right? Apple with a market cap of approximately \$2 Trillion Dollars could therefore possibly absorb this impact. Not exactly.

We can look at another example to show that the decisions of January 28th were a selective choice of stocks. This example can be shown by looking at AMTD Digital Inc. Stock that goes by the Symbol HKD. HKD began trading on July 15th, 2022 and saw astronomically high prices shortly after. This brand new China based Companies stock for a brief moment was at

the same value for a fortune 500 market cap. When the stock was released it started trading at a price of \$13 per share. With an outstanding share count of 191 Million Shares this companies market cap was \$2.5 Billion upon IPO. At one point this stock went from \$50 per share up to \$2555 per share in less than a week. Doing a simple calculation it will show that this stock market cap went from \$9.5 Billion at \$50 per share, to \$488 Billion at \$2555 per share. So apparently it's ok for a no name Chinese IPO Stocks to go from \$9.5 Billion to \$488 Billion, but again not for Gamestop or AMC. Condescendingly, those were a market risk. Apple's market cap can change by \$100's Billion and so can Chinese IPO Stocks, but Gamestop and AMC combined hitting those market caps is threat to the market? At those market caps there is no possible way that Gamestop and AMC were systemic risk to market. That is unless there were fake synthetic shares and the market caps for Gamestop and AMC were actually significantly higher. Remember \$488 Billion from HKD wasn't enough to remove the buy button, so how high were the actual market caps for Gamestop and AMC that day? How many shares were really out there that shouldn't exist? Well, with an unlimited supply of Tokens that are supposed to represent Authentic Stock Share Certificates, but don't, it can be an infinite amount. They can keep repeating the process until criminal and civil action is taken against the acting parties and real punishments are issued instead of the normal wrist slap.

We can see that the stakes were high and the offending parties took extraordinary measures to protect their bad bets from losing them a significant amounts of money and more importantly the financial power that comes with it. Now that we understand the bigger picture and all the players involved, let's come back to the 2nd Token listed at the beginning of this discovery, the Wrapped AMC (wAMC), Created January 29th, 2021. This Token was created shortly after the first by FTX. The

first Token had a supply of 525,000 which was not enough, as the 2nd AMC Token was for a supply of 30 Million. We will now look holders for the 2nd AMC Token and look into some of their transactions. Here is a list of those holders.

Rank	Address	Quantity	Percentage	Analytics
1	0x32ae54...2e6dB92f	21,414,471.241478768842511003	71.3816%	🔍
2	0x1E5CE6...03311bE9	1,198,489.543898598510503371	3.9950%	🔍
3	0x675938...b557cCf2	1,024,368.837561164029158717	3.4146%	🔍
4	0xeeD86B...C27E4F51	700,000	2.3333%	🔍
5	0x597568...C9A29abd	628,464.276441931985207552	2.0949%	🔍
6	0x4C232f...A0698a55	585,145.571772796379672143	1.9505%	🔍
7	Genesis Trading: OTC Desk 2	500,000	1.6667%	🔍
8	pennilesswassie.sismo...	461,669.263148002171490078	1.5389%	🔍
9	Alameda Research 15	400,000	1.3333%	🔍
10	Genesis Trading: OTC Desk 5	386,627.062050549078518106	1.2888%	🔍
11	0xaF297d...aaFF9795	380,257.223865932752453446	1.2675%	🔍
12	0x373329...C8C61510	367,924.273373118774622128	1.2264%	🔍
13	0xD7bB60...Aeb08e22	356,082.734528924027081778	1.1869%	🔍
14	0xe3786B...4B9CA239	353,018.659548925005945571	1.1767%	🔍
15	0x2C21FA...9dbf6540	299,129.057215516595636735	0.9971%	🔍
16	Genesis Trading: OTC Desk 4	265,351.413015594636353563	0.8845%	🔍
17	0x491815...71580bdb	263,813.730081454386981034	0.8794%	🔍
18	Jump Trading	152,514.42656405902803776	0.5084%	🔍
19	0xf33303...bF517f56	123,000	0.4100%	🔍
20	0x419E61...a5bFf0EB	87,125.960351211131030108	0.2904%	🔍
21	0x4209C9...99d96c06	41,414.665744897719435333	0.1380%	🔍
22	0xC18564...Ab49a662	11,132.059358554945103147	0.0371%	🔍
23	Uniswap V2: wAMC 2	0.00000000000258427	0.0000%	🔍

This website uses cookies to improve your experience. By continuing to use this website, you agree to its [Terms](#) and [Privacy Policy](#).

Got it!

Page 1 of 1

>

Last

Let's begin by first covering the #1 Holder for this Wrapped AMC Token. The #1 Holder Wallet is the also the creator of the Token and the wallet was used for strictly this purpose and distributing the Tokens. We can see where the wallet was officially funded and then 6 minutes later created this AMC Token. The wallet was funded on January 29th, 2021 and the last transaction for the wallet was February 6th, 2021 and was for removing the ETH from the liquidity pool for the AMC Token. Here we will show the initial funding of the wallet and the Creation of the AMC Token 6 minutes later.

Transaction Hash	Type	Value	Time	From	To	Gas Used	Gas Price
0xe0a70c885f4613550...	Create: WAMC	0 ETH	2021-01-29 22:26:19	0x32ae54...2e6dB92f	0xe0a70c885f4613550...	11753469	0.14539871
0x3e5df1038a56449b1...	Transfer	15 ETH	2021-01-29 22:20:36	0xe5b0fb...99918B7F	0xe0a70c885f4613550...	11753444	0.00273

Tracing the initial funding of this wallet by following the ETH, we come up empty as we hit 2 walls. There were 2 primary wallets the source came from, one being sent from nanopool which is host for crypto mining pools. Since we can't see the internal transactions of nanopool it becomes near impossible to know which of their users this originated from, without nanopool disclosing that information. The second source led to a wallet with no initial funding transaction, which means it was Transferred Tokens as initial funding. To better explain this, they were sent and ERC-20 that carried value, that could then be used to cash in as ETH and do other transactions. In other words, the wallet was not funded by ETH, but by an ERC-20 Token that utilizes the Ethereum Blockchain. Due to limitations in history entries that are searchable on etherscan it cannot be looked up without requesting the data from etherscan or knowing the specific blockchain Block for the transaction. What is clear is that they used a similar transaction masking operation as the first AMC Token.

Since we ran into a bit of dead for Holder #1 for the Wrapped AMC Token, let's look at some other wallets to see if we can make some other connections. After digging into the holdings for ALL of the Token Holders we can find one common similarity between them. That similarity is that almost all of them not only hold this Wrapped AMC Token, but they also hold the Wrapped Gamestop Token, as well as the Wrapped Nickel Token explained in the previous discovery. So they as majority all hold the same 3 Tokens. Out of the 23 Holders listed for the Wrapped AMC Token, 18 out of 23 of them also hold the Gamestop and Nickel Tokens. Here is list of the specific Tokens held for each wallet.

#1 – Wrapped AMC

- #2 – Wrapped AMC, Wrapped Gamestop, Wrapped Nickel
- #3 – Wrapped AMC, Wrapped Gamestop, Wrapped Nickel
- #4 – Wrapped AMC, Wrapped Gamestop, Wrapped Nickel
- #5 – Wrapped AMC, Wrapped Gamestop, Wrapped Nickel
- #6 – Wrapped AMC, Wrapped Gamestop, Wrapped Nickel
- #7 – Wrapped AMC, Wrapped Gamestop, Wrapped Nickel, FTX Wrapped AMC
- #8 – Wrapped AMC, Wrapped Gamestop, Wrapped Nickel
- #9 – Wrapped AMC, Wrapped Gamestop
- #10 – Wrapped AMC, Wrapped Gamestop, Wrapped Nickel
- #11 – Wrapped AMC, Wrapped Gamestop, Wrapped Nickel
- #12 – Wrapped AMC
- #13 – Wrapped AMC, Wrapped Gamestop, Wrapped Nickel
- #14 – Wrapped AMC, Wrapped Gamestop, Wrapped Nickel
- #15 – Wrapped AMC, Wrapped Gamestop, Wrapped Nickel
- #16 – Wrapped AMC, Wrapped Gamestop, Wrapped Nickel
- #17 – Wrapped AMC, Wrapped Gamestop, Wrapped Nickel
- #18 – Wrapped AMC, Wrapped Gamestop, Wrapped Nickel
- #19 – Wrapped AMC, Wrapped Gamestop, Wrapped Nickel
- #20 – Wrapped AMC, Wrapped Gamestop, Wrapped Nickel
- #21 – Wrapped AMC, Wrapped Gamestop, Wrapped Nickel
- #22 – Wrapped AMC
- #23 – Wrapped AMC

We can now see that most of these wallets all participated in the AMC, Gamestop, and Nickel Tokens around the times that these Securities were halted from trading. Holder #7, Genesis Trading: OTC Desk 2, shows as having participated in all of them. #1 and #23 are respectively the creator as shown previously, and the Uniswap Contract in which the AMC Tokens were traded. So the reality is that those 2 wouldn't even really count as they were for the sole purpose of this one Token. That means that #12 and #22 were the only wallets that solely interacted with the AMC Token. Following the ETH trail for #12 we find that

the initial funding comes from the Kraken 4 wallet. #22 was funded from Bitstamp, which is a global crypto currency exchange. So we again, we hit 2 dead ends unless we can see internally from Kraken and Bitstamp of who the owners of those wallets are.

Let's now discuss some the other Holders for this AMC Token and look at some very large transactions they have been

Robinhood's crypto trades are powered by Jump Trading: report

Robinhood has become the darling of not only the online stock trading community but the cryptocurrency community as well. The company enabled crypto trading in February 2018, and, according to [a report](#) by *Bloomberg*, it had to partner with a Chicago-based trading firm, Jump Trading LLC, to execute the orders.

Jump Trading LLC is a brokerage firm that started in 1999. While it's not one of the most renowned, it has been making hundreds of millions of dollars for the past two decades. According to the report, the firm was one of the early movers to crypto, and it has been raking in huge profits from its move. Sources told *Bloomberg* that Jump has traded cryptos since November 2017, just before the crypto boom.

While Robinhood runs the crypto trading platform, it can't execute the buy and sell orders for its clients. It must have a brokerage firm for that. With its stock trading business, which is its primary field, it turns to established brokerage firms such as BofA Securities, formerly known as Bank of America Merrill Lynch. However, with cryptocurrencies, it couldn't as many of the big firms haven't started offering crypto trading services. It thus turned to Jump Trading, the report revealed, citing people with knowledge on the matter.

Still, Robinhood has been the biggest gainer from the venture, one that cemented its place as the financial app for the millennials. The company explored a new model when it was launched in 2013 which allowed its users to trade at zero fees. This attracted many young investors, pushing its transaction volume to \$100 billion last year, its valuation to \$5.6 billion and its customer base to four million.

The Menlo Park-based startup remained tight-lipped about its business with Jump Trading. The company's spokesperson, Nora Chan, declined to confirm if Jump executes the trades for Robinhood. Instead, she said that the company sends its orders to multiple trading venues including market makers, brokers and exchanges.

making in those wallets. We have already discussed #8, pennilesswassie.sismo in the Gamestop Discovery and #9, Alameda Research, in this discovery. Let's look #18, Jump Trading, as they have definite connection to major party involved in the whole buy button removal incident from January 28th, 2021. Turns out Jump Trading is performing the crypto transactions for Robinhood. Here is an article from May 2019 discussing the relationship between Robinhood and Jump Trade, as well as some historical information about the companies. We will show part of that article and the link is available here [Robinhood's crypto trades are powered by Jump Trading: report - CoinGeek](#).

So it appears that Jump Trading may have been performing these Gamestop and AMC Token Transactions on behalf of Robinhood. This is likely how Robinhood was able to locate shares to stave of the buying spree and excessive call contracts

NUMBER OF SHARES BENEFICIALLY OWNED BY EACH REPORTING PERSON WITH	7	SOLE VOTING POWER 0
	8	SHARED VOTING POWER 56,273,469
	9	SOLE DISPOSITIVE POWER 0
	10	SHARED DISPOSITIVE POWER 56,273,469
11	AGGREGATE AMOUNT BENEFICIALLY OWNED BY EACH REPORTING PERSON 56,273,469	
12	CHECK BOX IF THE AGGREGATE AMOUNT IN ROW (11) EXCLUDES CERTAIN SHARES (SEE INSTRUCTIONS) <input type="checkbox"/>	
13	PERCENT OF CLASS REPRESENTED BY AMOUNT IN ROW (11) 7.6%	
14	TYPE OF REPORTING PERSON (SEE INSTRUCTIONS) FI	

2

CUSIP No.: 170700102		SCHEDULE 13D		Page 3 of 7 pages	
1	NAMES OF REPORTING PERSONS Samuel Benjamin Bankman-Fried				

ITM. There is also perhaps another element to this relationship and one that is financial in nature. Well, it turns out that shortly after the events of January 28th and the creation of these Tokens that Robinhood files an IPO for their very own stock. This Robinhood Stock was later purchased by Sam Bankman-Fried for \$648 Million giving him a Stake in the company of 7.6% on May 2nd, 2022. This can be seen from the SEC Filing here

https://www.sec.gov/Archives/edgar/data/1783879/000114036122018827/brhc10037465_sc13d.htm and is shown below.

We can also see that Jump Crypto, a subsidiary of Jump Trading supported FTX and Luna prior to Robinhood. In addition there is a further connection to Luna, the crypto Token that lost it's \$1 Peg Price under its stable coin UST. Following the depegging of UST, the collapse of the Terra then took immediate hold. We can see some background on their relationship here from this linked article [Jump Crypto ties to FTX and Solana put Robinhood users at risk \(protos.com\)](https://protos.com/jump-crypto-ties-to-ftx-and-solana-put-robinhood-users-at-risk) .

Jump Crypto supported FTX, LUNA, and Solana before Robinhood

Jump and SBF's crypto exchange FTX, as well as his crypto trading firm Alameda Research, were consistent cheerleaders of Solana (SOL). SOL is trading 94% below its all-time high.

SBF worked alongside Jump to organize a bailout of the prominent Solana-Ethereum blockchain bridge, Wormhole, that protected the value of Solana's ecosystem.

Jump Crypto had been supporting Solana even before then. As the parent company of the cross-chain bridge Wormhole, it [jumped in](#) to rescue it from a February 2022 exploit that **stole \$320 million in assets**. It replaced a staggering 120,000 stolen Ethereum (ETH).

So how does Luna play into all this? Well, let's first talk about their collapse and then we will follow up with some Gamestop and AMC Tokens they created on their own blockchain, which is independent of the Ethereum or Binance Blockchains. We can follow the timeline for Terra Luna UST Token and we can gather some historical events from the years 2020 and 2021. The timeline shown here and put together on this article outlines some very important events [The Fall of Terra: A Timeline of the Meteoric Rise and Crash of UST and LUNA \(coindesk.com\)](https://coindesk.com/the-fall-of-terra-a-timeline-of-the-meteoric-rise-and-crash-of-ust-and-luna) .

2020

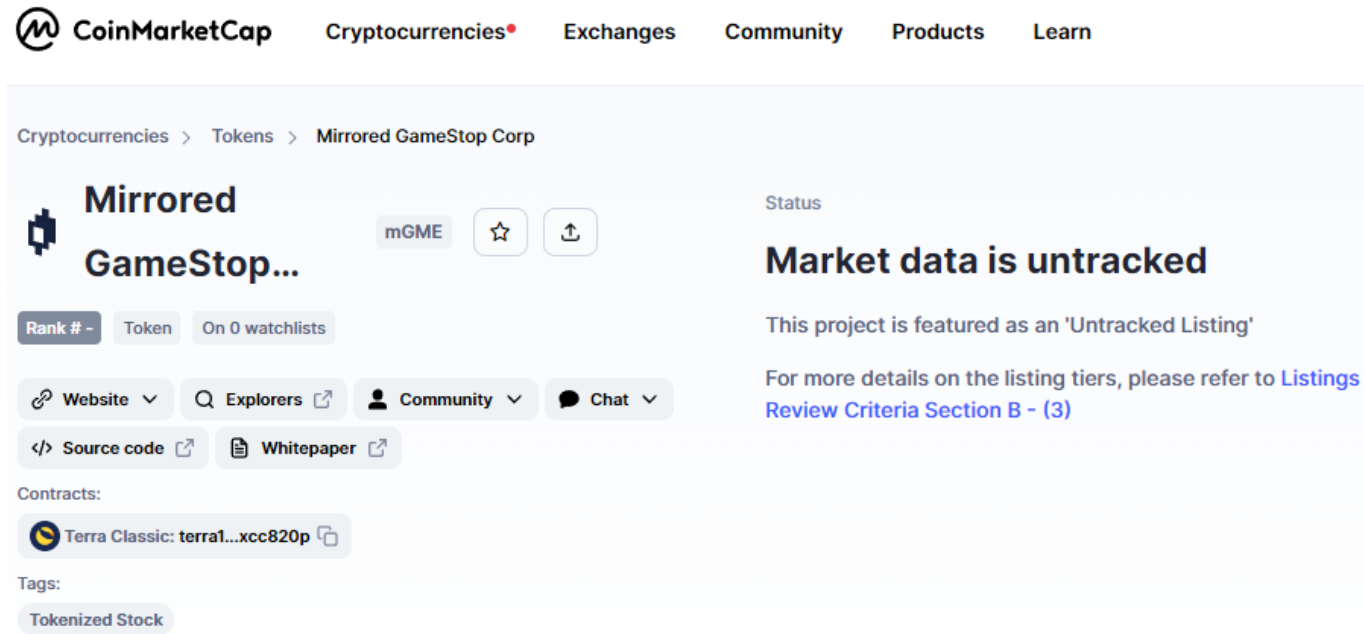
- Feb. 24: A South Korean crypto exchange launches the first LUNA staking product. ([link](#))
- July 6: Nicholas Platt, the head of research at Terra, introduces the Anchor protocol, a platform built on Terra that lets investors earn a high yield on their deposits and also borrow against their crypto holdings. ([link](#))
- Sept. 21: UST, the Terra blockchain's stablecoin, is publicly announced, with plans to launch on Ethereum and Solana. ([link](#))
- Dec. 3: Terra's synthetic stock protocol, Mirror, launches. ([link](#))

Read more: [Algorithmic Stablecoins: What They Are and How They Can Go Terribly Wrong](#)

2021

- Sept. 21: The U.S. Securities and Exchange Commission subpoenas Terraform Labs founder Do Kwon with concerns that Mirror may violate federal securities law. ([link](#))
- Nov. 28: Do Kwon rules out the possibility of a George Soros-style attack on UST/LUNA that could send it into a death spiral. Some would later, in mid-2022, claim this is the type of scenario that actually spurred Terra's demise. ([link](#))
- Dec. 22: LUNA's price nearly doubles to record highs above \$90, and is up 58% this month. ([link](#))

Here we can note a few important events that stand out and are relevant to this discovery. The first is on December 2, 2020 when Terra's synthetic stock protocol, Mirror, launches. We will find out that this Mirror Protocol allowed for synthetic Gamestop and AMC to be created on its blockchain. From coinmarketcap.com we can see that there is both mGME and mAMC that was created and being traded via there blockchain. We can see that for both of them here.



The screenshot shows the CoinMarketCap interface for the token 'Mirrored GameStop Corp' (mGME). The navigation bar at the top includes 'CoinMarketCap', 'Cryptocurrencies', 'Exchanges', 'Community', 'Products', and 'Learn'. The breadcrumb trail is 'Cryptocurrencies > Tokens > Mirrored GameStop Corp'. The token name 'Mirrored GameStop...' is displayed with its icon and the ticker 'mGME'. There are buttons for 'Rank # -', 'Token', and 'On 0 watchlists'. Below this are links for 'Website', 'Explorers', 'Community', and 'Chat'. There are also links for 'Source code' and 'Whitepaper'. Under 'Contracts', there is a link for 'Terra Classic: terra1...xcc820p'. Under 'Tags', there is a tag for 'Tokenized Stock'. On the right side, under 'Status', it says 'Market data is untracked' and 'This project is featured as an 'Untracked Listing''. It also provides a link to 'Listings Review Criteria Section B - (3)' for more details.

Cryptocurrencies > Tokens > Mirrored AMC Entertainment Holdings Inc

Mirrored AMC Entertainment... mAMC ☆ ↕

Rank # - Token On 0 watchlists

Website Explorers Community Chat Source code Whitepaper

Contracts:

Terra Classic: terra1...rsn09qy

Tags:

Tokenized Stock

Status

Market data is untracked

This project is featured as an 'Untracked Listing'

For more details on the listing tiers, please refer to Listings Review Criteria Section B - (3)

By clicking on the Contract hyperlink and redirecting to the Terra Luna Blockchain Explorer, we find that both of these Tokens have been removed as well any transactions regarding them. Here is what comes up for both from the Terra Luna

The screenshot shows the 'Terra Finder' interface. At the top, there is a search bar with the text 'Search Block / Tx / Account' and a magnifying glass icon. To the right of the search bar is a dropdown menu labeled 'Mainnet'. Below the search bar, the page is titled 'Account Detail'. There are three main sections: 'Address', 'Coins', and 'Transactions'. The 'Address' section shows a long alphanumeric string: 'terra1m6j6j9gw728n82k78s0j9kq8l5p5ne0xcc820p'. The 'Coins' section contains an information icon and the text 'This account doesn't hold any coins yet.' The 'Transactions' section also contains an information icon and the text 'No more transactions'.

Blockchain Explorer.

Account Detail

Address
terra1qelfthdanju7wavg5tq0k5r0rhszyyrsn09qy

Coins
This account doesn't hold any coins yet.

Transactions
No more transactions

The data has been removed, but there are still some traces of it out there to be found. Luckily someone was able to screen capture some the Mirrored Tokens Information before it was removed. We can see those images here where some show the Gamestop and AMC Tokens as Listed and Later an image showing both being delisted.

```
130     },  
42     },  
43     "terra1qelfthdanju7wavg5tq0k5r0rhszyyrsn09qy": {  
44         "symbol": "mAMC",  
45         "name": "AMC Entertainment Holdings Inc.",  
46         "token": "terra1qelfthdanju7wavg5tq0k5r0rhszyyrsn09qy",  
47         "pair": "terra1uenpalqlmfaf4efgtqsvzpa3gh898d9h2a232g",  
48         "lpToken": "terra1mtvslkm2tgsms908dsfksnqu7r71ulh24a6knv",  
49         "status": "LISTED"
```

```
},
  "delist": {
    "terra1qelfthdanju7wavc5tq0k5r0rhsyzyyr sn09q
      "type": "DELIST",
      "symbol": "mAMC",
      "date": "2021-11-19",
      "poll": 161
    },
    "terra1m6j6j9gw728n82k78s0j9kq815p6ne0xcc820
      "type": "DELIST",
      "symbol": "mGME",
      "date": "2021-11-23",
      "poll": 162
    },
  },
```

We can see that these Mirrored Tokens were both delisted on November 23rd, 2021. Well that ties in with the timeline posted above where we can now recall a second important event from it. On September 21st, 2021 Terraform Labs was subpoenaed by the SEC with concerns that their mirrored protocol violated federal securities laws. This enforcement action was just 2 months prior to these Tokens being delisted. So the question then becomes who bought, utilized, or interacted with these Tokens? Where did these Tokens go and what were they really used for? Well, as with all the other Tokens in these Discoveries, they were either sold as backed security, that wasn't actually backed, and/or used as a locate for a short sale in the regular financial market. The Terra Luna founder Do Kwon is being investigated by the FBI and also now wanted by Interpol after they issue a Red Notice for his arrest. Yet again, we can see how many of these parties that are associated with these Tokens all seem to have a common theme of criminal behavior.

Similarly to that of how Terra Luna created Mirrored Tokens, Defichain conducted a very similar operation of creating synthetic Tokens. Although no AMC Tokens were found, there do appear to be 2 separate Gamestop Tokens. Like Terra Luna, Defichain has their own blockchain where these Tokens exist. These Tokens no longer appear to be trading, but at one point they did. Since these Tokens have been removed from trading, the transaction history is inaccessible to review without internal documents from Defichain. Here is the remnants of the existence of the Gamestop Tokens from there website.



dGME-DUSD
13.63% APR



dGME-dDUSD/v1
0.00% APR

https://defiscan.live/tokens?cursors=19

Find out how to earn returns through negative interest today. [Learn more](#)

Blocks 2,762,629 Tokens 219 Masternodes 14,965 Price Feeds 145 Total Value Locked \$619,618,708 MainNet

defichain DEX Blocks Vaults Auctions Oracles Governance Masternodes More

Search Block / Txn / Vault ID and more

Tokens

Token	Name	Category	Minted
dGME/v1	dGME	DAT	0
dPLTR	dPLTR	DAT	201,369.64
dAAPL	dAAPL	DAT	19,299.00
dGOOGL/v1	dGOOGL	DAT	0
dARKK	dARKK	DAT	32,384.34
dGME-dDUSD/v1	dGME-Decentralized USD	LPS	-

Let's now tie in the Synthetix Tokens that were discussed previously to these Mirrored Tokens. This article explains in great detail the process of Trading Synthetic Stocks using Synthetix and Mirror Protocol, [What Are Crypto Synths? Synthetic Assets Explained \(shrimpy.io\)](#) . Here is what says from that article.

Trading synthetic stocks using Synthetix and Mirror Protocol

Crypto synthetic assets are already trading in familiar ways, making them approachable to anyone already familiar with trading equities and/or crypto.

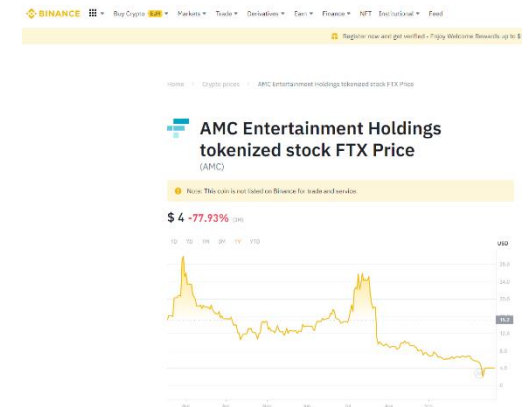
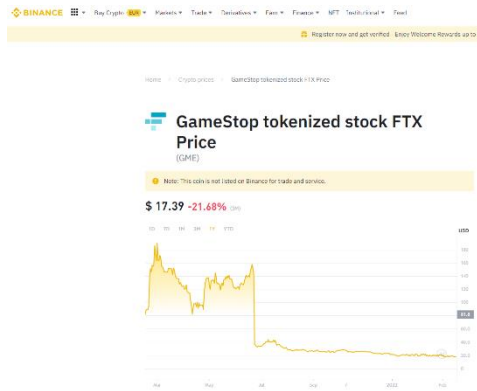
Today, there are a few synthetic asset exchanges, but none are as established as Synthetix and Mirror Protocol.

- [Synthetix.io](#): Decentralized synthetic asset exchange protocol enabling anyone to mint, exchange, and provide liquidity for a vast range of assets.
- [Mirror.finance](#): Synthetic asset protocol for creating & exchanging fungible tokens tracking the price of off and cross-chain assets.

Using Synthetix or Mirror to trade stocks like \$AAPL \$TSLA \$TWTR \$AMZN is easier than you might imagine. The way it works is simple.

1. Users mint (create) synthetic assets by depositing collateral (SNX for Synthetix, UST for Mirror). The collateral is used to back the minted synthetic asset with real value.
2. Oracles feed the target asset's price to the platform in real-time, enabling the synthetic to track value accurately.
3. Traders use Synthetix or Mirror to trade assets like mBTC (mirrored Bitcoin), sUSD (synthetic USD), or popular equities like mBTC (mirrored Bitcoin), sUSD (synthetic USD), or popular equities like mGME (mirrored Gamestop).
4. Minters retain a reward for minting and creating liquidity for exchange-traded assets paid in the protocol's native asset (SNX or MIR).

We can also see that Binance was participating in the sale of FTX Tokenized Gamestop and AMC. Here we can show that those Tokens are listed on its website.



We can note from Binance's history that they have in fact sold Tokenized Stocks. An article by CNBC discusses Binance's Tokenized Stock offering posted at this link [Crypto exchange Binance halts stock tokens as regulators circle](#)

Binance will no longer offer digital versions of stocks like [Tesla](#), [Apple](#) and [Coinbase](#), as the cryptocurrency exchange faces growing pressure from regulators around the world.

The world's top digital currency exchange by trading volume said in a [blogpost](#) Friday that it would end support for "stock tokens," crypto assets tied to the value of certain shares.

Binance had offered the tokens through a partnership with CM-Equity AG, a licensed investment firm based in Germany. According to Binance, each token was fully backed by shares held by CM-Equity AG.

Binance said stock tokens were unavailable for purchase on its website, "effective immediately." The company will cease support for any stock tokens after Oct. 14, and users may sell or hold them over the next 90 days.

[\(cnbc.com\)](#). This Article highlights some important information about this offering, a key section of it is shown here.

We can see that Binance indeed offer Tokenized Stocks for certain Tickers, which included Gamestop and AMC. What is the most important note we can take from this Article is that Binance used CM-Equity as the source for their shares. The same CM-Equity that was supposed to be acquiring Authentic Shares of Stock for FTX, Alameda, Bittrex, and several others. At this point, there should be little doubt that all these parties conspired in committing these Criminal Activities with all roads leading to CM-Equity. Now that we understand how they played the game, let's finish up by looking at a few more of the Wrapped AMC Token Holders.

A vast majority of the Wrapped AMC Token Holders are making large transactions and many of them. We will show just a few of them from some of the different wallets. First we will take a look at the #2 Holder Wallet and find they have been






0x4384116b980b8c67...	2022-06-23 20:42:04	0x1E5CE6...03311bE9	OUT	0x0F0512...B0Bf59F2	2,358,000	Tether USD (USDT)
0xc36477d82b1b10c1...	2022-06-22 12:41:06	0x1E5CE6...03311bE9	OUT	0x0F0512...B0Bf59F2	1,500,000	Tether USD (USDT)
0x726481bc581814a0...	2022-06-22 12:09:27	0x1E5CE6...03311bE9	OUT	0x0F0512...B0Bf59F2	1,000,000	Tether USD (USDT)
0x598a3a0674edb460...	2022-06-21 20:33:53	0x1E5CE6...03311bE9	OUT	0x0F0512...B0Bf59F2	56,865.675229565	Dai Stableco... (DAI)

sending out large volumes of Tether USD USDT, not to be confused with Terra UST. We can see 4 large outgoing transactions for around \$5 Million and sent to the same Contract. We can see those transactions here.

Here is several Large Transactions of ETH for the #5 Holder.

0x02455577f66ca87bd...	Deposit	16514584	2023-01-29 19:32:35	0x597568...C9A29abd	OUT	Wrapped Ether	1,000 ETH	0.00110895
0xa822cfdcd10c0d407...	Create Order	16495034	2023-01-27 2:00:11	0x597568...C9A29abd	OUT	0x40A50c...88752187	1,035 ETH	0.00102669
0x231c908ab95e2628...	Create Order	16486335	2023-01-25 20:51:47	0x597568...C9A29abd	OUT	0x40A50c...88752187	20 ETH	0.00115437
0x1e8882aa5c1b0b30...	Process Expir...	16486328	2023-01-25 20:50:23	0x597568...C9A29abd	OUT	0x72a193...e32db86E	0 ETH	0.00480396
0x0bafae59ad48b772c...	Claim Rewards	16486326	2023-01-25 20:49:59	0x597568...C9A29abd	OUT	0x3f29cB...DECf2516	0 ETH	0.00867555
0x34c170c1d06022e8...	Claim Multi	16486315	2023-01-25 20:47:47	0x597568...C9A29abd	OUT	Votium: Multi Merkle St...	0 ETH	0.00686084
0x104f87fd9919c20b2...	Create Order	16458771	2023-01-22 0:30:23	0x597568...C9A29abd	OUT	0x40A50c...88752187	500 ETH	0.00090233
0x6e6ee8ef70fb688c2...	Create Order	16458321	2023-01-21 22:59:47	0x597568...C9A29abd	OUT	0x40A50c...88752187	500 ETH	0.00076331
0xf539fad17b27acb27...	Execute	16458315	2023-01-21 22:58:35	0x597568...C9A29abd	OUT	DSProxy #170,118	0 ETH	0.00486884
0x7939a3375fca7c130...	Execute	16458313	2023-01-21 22:58:11	0x597568...C9A29abd	OUT	DSProxy #170,118	0 ETH	0.01732829
0x0c1b3fa929cac2102...	Execute	16451027	2023-01-20 22:33:47	0x597568...C9A29abd	OUT	DSProxy #170,118	0 ETH	0.05073371
0x1164d75fa5b8405b3...	Execute	16451007	2023-01-20 22:29:47	0x597568...C9A29abd	OUT	DSProxy #170,118	1,000 ETH	0.00965997

Here are several Large Transactions of USDT and DAI for the #12 Holder.

 0x8d536fdae2714211...	2022-11-09 16:29:47	0xaF297d...aaFF9795 		Uniswap V3: USDC-US... 	67,875	 Tether USD (USDT)
 0x8d536fdae2714211...	2022-11-09 16:29:47	0xaF297d...aaFF9795 		Uniswap V3: USDT 3 	22,625	 Tether USD (USDT)
 0xd3899f4e1af7182c4...	2022-11-09 16:28:35	0xaF297d...aaFF9795 		CoW Protocol: GPv2Se... 	209,333.250861531	 Dai Stableco... (DAI)
 0xc865901b5e4789a8...	2022-11-09 16:22:11	0xaF297d...aaFF9795 		0xAb6788...31A8C283 	300,000	 Tether USD (USDT)

Here is a large Transaction for the #17 Holder for \$110 Million in Wrapped Bitcoin.

Transaction Details

Buy Exchange Earn Gaming

Featured: Curious on Ethereum's hottest trading pairs? View top pairs and details with [DEX Trading Pairs!](#)

Overview Logs (1) State Comments More

Transaction Hash:	0xfced29fe336785ad6660fcb8fc2c48b26ce38d04ac33c4d9a7e3e3c30562470
Status:	Success
Block:	12027638 4831659 Block Confirmations
Timestamp:	736 days 1 hr ago (Mar-13-2021 03:04:14 AM +UTC)
Sponsored:	
From:	0x4918151BFa7AD842f6F941aAac4052B671580bdb
Interacted With (To):	0x2260FAC5E5542a773Aa44fBCfeDf7C193bc2C599 (Wrapped BTC: WBTC Token)
ERC-20 Tokens Transferred:	From 0x491815...71580bdb To 0x3Fea27...c36a4883 For 1,800 \$110,362,702.64 Wrapped BTC... (WBTC...)
Value:	0 ETH (\$0.00)
Transaction Fee:	0.005861583 ETH \$10.49
Gas Price:	153 Gwei (0.000000153 ETH)
Ether Price:	\$1,921.18 / ETH
Gas Limit & Usage by Txn:	79,966 38,311 (47.91%)

These few examples are just meant to represent the significance and transaction amounts for these wallets. They represent only a small portion of the large transactions taking place among Hundreds, if not Thousands of Wallets. The totality of funds being transferred has already shown to be in the Billions of Dollars, if not Trillions, considering the damage these Tokens did to the detriment of the Stocks. This brings us to the final Token which was created with a supply of over 8 Quadrillion Tokens. This Token was created on June 5th, 2021 right before AMC reached its peak price. The price was then manipulated down in a continuous and very algorithmic way. This new AMC Token, represented a near endless supply shares, and is being illegitimately used as finding something of like kind. By them simply implying that they have “reason to believe” it is of like

kind, they can then treat it as something that is equivalent to the Authentic Stock Share Certificate. This is just an exploitation of Verbiage and Technicalities to game the system, all while stealing money from those Companies and its investors.

This brings us to the end of the discovery in which, I will summarize the use of these Tokens and how they had a profound impact on the Investors of both Gamestop and AMC. Before the buy button removal of these Stocks occurred on January 28th, 2021 a plot to backstop the buying pressure was created the day before in the form of these Tokens. These Tokens main purpose was to create a liquidity of shares available to cover the impending buys flooding into the market, where shares were inevitably non-existent. As the buying pressure mounted and these Tokens couldn't stop the proverbial train of buyers, they were then left with one option, which was to remove the buy button. As outrage for this act became the forefront of the financial market discussion, they were inevitably forced to resume full trading by allowing buys again. As the buy pressure continued and mounted even further, the only option to suppress their significant losses was to create additional Tokens. These Tokens continued to be created, with each following Token having a supply much greater than that of the previous ones. Finally, was the creation of the Tokens around May/June 2021 which would essentially be an infinite pool of shares with the supply of the Tokens in the Quadrillions. The first Tokens created were meant to be a temporary solution to suppress buying pressure, but ultimately proved to be in vein, as they were forced to create even more Tokens and doubling down on their manipulation of the Stock. As the buy pressure continued even through the use of these Tokens, the cries of foul became overwhelmingly present to the market, regulators, and government officials. These Tokens could never actually be used to cover an Authentic Share Certificates, but were used as a financial instrument to balance their books so that they had something to offset the losses they were facing on their short positions. These Tokens, whether by executing them to obtain a real share or as derivative to offset the books, were a means to manipulate the price of these stocks and not face the substantial losses on their bad bets. On January 28th, 2021 there was a revolutionary change looming over the market that would change finance forever. That change was retail coming into the markets in hoards, which ultimately could have shifted the power of Wall Street from a small group of institutions to the retail community with Millions of investors. It is now with certainty that Wall Street will play by whatever rules they want to ensure they win and change the rules when they begin to lose. The fraudulent and manipulative methods used by those in control of the financial markets not only stole Billions, if not Trillions from retail investors, but removed the democracy, fairness, and capitalism from the investing public. These acts are criminal and those involved should face severe penalties including fines and lengthy prison sentences. The message should be clear that manipulating the free market and stealing from the public will be dealt with using the most severe punishments allowed by the law. The investors of both

Gamestop and AMC have still not received justice for these Wall Street crimes. That injustice should be corrected with urgency and investors made whole. Issuing severe penalties for the criminal parties involved is a must in order to restore the public's trust in the financial markets. Failure to act and resolve this matter, will subject the market to even further manipulation and public distrust. This would ultimately have catastrophic consequences for the financial markets into the foreseeable future.

EXHIBIT BRAZIL

A2MC34 the Brazilian depository receipts (certs representing shares in foreign issued company trading on Brazilian exchange) was down 21.94% today. Interestingly, the BDR shows a 578.25% dividend yield [#AMC](#)

AMC ENTERTAINMENT Equity

AMC US \$ C 12.45 -0.85 N12.43 / 12.44N 59x238

On 03 Jun d Vol 39,226,050 0 12.78N H 12.1801D Val 492.82M

AMC US Equity 97 Actions 90 Export 99 Settings

Regional AMC ENTERTAINMENT HLDS-CL A U.S. USD

Exclude: Delayed (d) Local Non USD Non NA HALT (H) SUSP (S) PRNA (N) Others

Current Prices Market Share Charts Arbitrage Opportunities

Convert Prices USD

Ticker	D	S	W	Time	Last	Chg	High	Low	Volume	Bid / Ask	Size
* BDR - AMC ENTERTAINMENT HLDS-CL A (Ratio 1:0.1666667) - ISIN BRA2MBCDR002											
* Common Stock - AMC ENTERTAINMENT HLDS-CL A - ISIN US00165C1045											
* North America - MDN											
AMC+ INT	d	A		06/03/22	12.4073	-0.83	13.2928	12.2192		12.413 / 12.73	200 x 50
AMC+ MJ	d	A		06/03/22	12.4073	-0.83	12.7305	12.4073		/ 25.563	x 23
* North America - USD											
AMC US	d	A		06/03/22	12.45	-0.85	13.06	12.1801		12.430 / 12.440	59 x 238
AMC VP	d	A		06/03/22	12.44	-0.83	13.05	12.19		9.630 / 15.150	1 x 1
AMC UA	d	A		06/03/22	12.44	-0.86	12.84	12.2		12.050 / 12.500	1 x 5
AMC UX	d	A		06/03/22	12.44	-0.86	13.05	12.19		11.870 / 13.000	1 x 1
AMC UC	d	A		06/03/22	12.44	-0.86	12.91	12.19		11.870 / 13.000	1 x 1
AMC UP	d	A		06/03/22	12.43	-0.87	13.05	12.19		12.420 / 12.460	11 x 1
AMC UF	d	A		06/03/22	12.45	-0.84	13.05	12.185		12.420 / 12.460	5 x 1
AMC UT	d	A		06/03/22	12.44	-0.85	13.06	12.185		12.420 / 12.460	7 x 1
AMC UN	d	A		06/03/22	12.45	-0.85	13.06	12.185		12.430 / 12.440	59 x 238
AMC UD	d	A		06/03/22	12.45	-0.85	13.0599	12.1801			
AMC VJ	d	A		06/03/22	12.45	-0.85	13.04	12.19		12.120 / 12.710	1 x 1
AMC UB	d	A		06/03/22	12.45	-0.85	12.88	12.19		11.870 / 13.000	1 x 1
AMC VK	d	A		06/03/22	12.45	-0.85	13.06	12.19		12.430 / 12.470	9 x 10
AMC VG	d	A		06/03/22	12.45	-0.85	13.06	12.19		12.420 / 12.440	4 x 2
AMC VF	d	A		06/03/22	12.43	-0.87	13.06	12.19		12.420 / 12.450	1 x 1
AMC UN	d	A		06/03/22	12.45	-0.85	13.04	12.28		12.440 / 12.450	
AMC VY	d	A		06/03/22	12.45	-0.85	12.98	12.19		12.050 / 12.980	1 x 1
* Europe - CHF											
* Tier 1 - CHF											
AHQ SH	d	A		03/28/22	20.1351	-25.64	20.1351	20.1351		12.251 / 12.267	2k x 2k
AHQ BM	A			03/28/22	20.1351	-25.64	20.1351	20.1351		12.251 / 12.267	2k x 2k
* Europe - EUR											
AMCEUR EU	d	A		06/03/22	12.3547	-0.75	13.3966	12.1789		12.271 / 12.301	168 x 168
AMCEUR X9	d	A		06/03/22	12.4876	-0.57	13.0547	12.4876			
* Tier 1 - EUR											
AHQ GR	d	A		06/03/22	12.3676	-0.81	13.3966	12.2411		12.421 / 12.470	
AHQ GF	d	A		06/03/22	12.5391	-0.03	13.3966	12.2797		12.421 / 12.470	
AHQ GY	d	A		06/03/22	12.3547	-0.75	13.3966	12.2411		12.271 / 12.301	168 x 168
AHQ GD	d	A		06/03/22	13.0107	-0.36	13.1651	13.0107		12.417 / 12.488	
AHQ GS	d	A		06/03/22	13.1544	+0.18	13.1544	13.0793		12.421 / 12.470	
AHQ GH	d	A		06/03/22	13.1629	+0.19	13.1629	13.0793		12.421 / 12.470	
AHQ GJ	d	A		06/03/22	13.1586	+0.04	13.1586	12.9957		12.421 / 12.470	
AHQ GQ	d	A		06/03/22	12.3676	-0.72	13.2787	12.314		12.425 / 12.460	
AHQ GI	d	A		06/03/22	12.4769	-0.74	13.3151	12.1961			
AHQ GZ	A			06/03/22	12.3826	-0.96	13.2873	12.2154		12.421 / 12.470	2k x 2k
AHQ TH	A			06/03/22	12.4366	-0.81	13.3966	12.1789		12.410 / 12.473	1k x 1k
* Tier 2 - EUR											
AMCEUR XV	d	A		05/24/22	10.5743	-1.54	10.5743	10.5743			
* Europe - RUB											
AMC-RH INT	d	S		06/03/22	10.322	0.00	10.322	10.322			
AMC-RH BX	d	S		06/03/22	10.322	0.00	10.322	10.322			
* Europe - USD											
* Tier 2 - USD											
AMCUSD X2	d	A		06/03/22	12.515	-0.62	12.85	12.385			
AMCUSD X1	A			06/03/22	12.7	-0.40	12.7	12.7			
AMCUSD X3	d	A		06/03/22	12.628	-0.57	13.08	12.195			
AMCUSD XE	d	A		06/03/22	12.61	-0.99	13	12.19			
AMCUSD XT	d	A		06/03/22	12.45	-0.11	12.45	12.45			
				06/03/22	12.89	-0.23	13.02	12.89			

Suggested Functions GP Chart securities & technical studies

Issuer	AMCI Acquisition Corp	0.0
Fund	Amc-Circle LP	0.0
Fund	AMC 2013 Ltd	0.0
Fund	AMC 2014 Ltd	0.0
Fund	AMC 2015 Ltd	0.0
Fund	AMC 2012 Ltd	0.0
Fund	Amcito Partners LP	0.0
Fund	AMC Apple LP	0.0
Fund	AMC Cotton LP	0.0
Fund	Wi-Amco LLC	0.0
Firm	AmCap Necessity Retail Fund LLC	0.0
Firm	AMCC Custodial Account, LLC	0.0
Firm	AMCO PTC	0.0
Firm	AMC Fund III, LLC	0.0
Firm	AMCI Sponsor LLC	0.0
Firm	Amcap Fund	0.0
Firm	AMC Fund 11, LLC	0.0
Firm	AMC Starplex LLC	0.0
Firm	AMC Fund II, LLC	0.0
Firm	AMC Group Holdings, LP	0.0
Person	AMC MGP GP Ltd	0.0
Person	Amc Holdings LLC	0.0

Type	Result	AUM (\$BB)
Issuer	AMC Entertainment Holdings Inc (Ticker: AMC)	6.9
Issuer	Amcor PLC	18.5
Issuer	AMC Entertainment Holdings Inc	6.9
Issuer	AMC Networks Inc	1.3
Issuer	AMCI Acquisition Corp II	0.2
Fund	AMC Credit Opportunities Master SPV LP	0.2
Fund	Capital Group Amcap Fund Lux	0.2
Fund	AMC Capital IV SCSP	0.2
Issuer	Amcon Distributing Co	0.1
Issuer	AMCI Acquisition Corp	0.0
Fund	Amc-Circle LP	0.0
Fund	AMC 2013 Ltd	0.0
Fund	AMC 2014 Ltd	0.0
Fund	AMC 2015 Ltd	0.0
Fund	AMC 2012 Ltd	0.0
Fund	Amcito Partners LP	0.0
Fund	AMC Apple LP	0.0
Fund	AMC Cotton LP	0.0
Fund	Wi-Amco LLC	0.0



Fund	Citadel Tactical Investors II LLC	6.2
Fund	Citadel Tactical Master Fund Ltd	6.1
Fund	Citadel Treasury International Ltd	4.8
Fund	Citadel Tactical Trading II LLC	4.1
Fund	Citadel Global Fixed Income Fund Ltd	2.5
Fund	Citadel Global Equities Fund Ltd	2.4
Fund	Citadel Equities Fund Ltd	2.2
Fund	Citadel Derivatives Trading Ltd	1.8
Fund	Citadel Tactical Trading LLC	1.2
Fund	Citadel Presidio Fund LLC	0.8
Fund	Citadel Premium Fund Ltd	0.8
Fund	Citadel KW Melvin Holdings II LLC	0.8
Fund	Citadel Kensington SIF 1 Ltd	0.8
Fund	Citadel Tactical Trading Ltd	0.8
Fund	Citadel Equities Fund LLC	0.6
Fund	Citadel Global Equities Fund LLC	0.5
Fund	Citadel UL Petro LLC	0.5
Fund	Citadel QFIC Master Fund Ltd	0.4
Fund	Citadel Credit Master Fund LLC	0.4
Fund	Citadel Global Event Driven Master Fund Ltd	0.4



Type	Result	AUM (\$BB)
Firm	Citadel Advisors LLC	253.4
Fund	Citadel Global Fixed Income Master Fund Ltd	125.6
Fund	Citadel Multi-Strategy Equities Master Fund Ltd	57.6
Fund	Citadel Equity Fund Ltd	37.1
Fund	Citadel Kensington Global Strategies Fund Ltd	18.4
Fund	Citadel Global Equities Master Fund Ltd	11.1
Fund	Citadel Quantitative Strategies Master Fund Ltd	11.0
Fund	Citadel Wellington LLC	9.1
Fund	Citadel Kensington Global Strategies Fund II Ltd	8.6
Fund	Citadel Energy Investments Ltd	7.0
Fund	Citadel Tactical Investors II LLC	6.2
Fund	Citadel Tactical Master Fund Ltd	6.1
Fund	Citadel Treasury International Ltd	4.8
Fund	Citadel Tactical Trading II LLC	4.1
Fund	Citadel Global Fixed Income Fund Ltd	2.5
Fund	Citadel Global Equities Fund Ltd	2.4
Fund	Citadel Equities Fund Ltd	2.2

ABN AMRO Asset Management USA LLC - Assets, Funds, Holdings

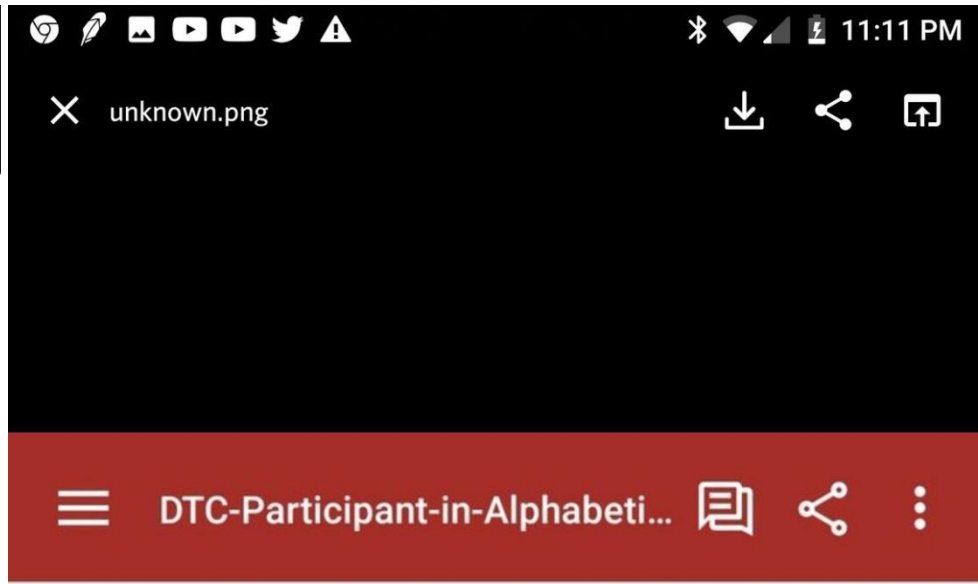
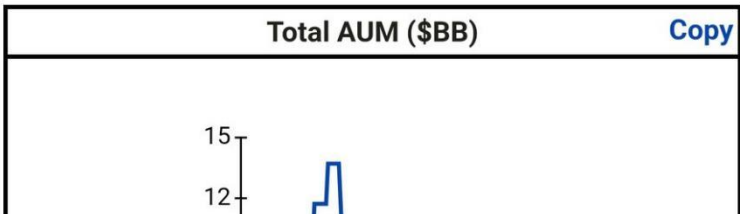
Search

Search (firm, fund, cik, crd)

Message

Apologies for the slow speeds the past few days. A scraper spammed the site, I'll put in more defenses going forward.

ABN AMRO Asset Management USA LLC	
CRD #	107394
SEC #	801-38371
CIK #	
AUM	
Employees	
Phone	312-855-3350
Address	208 S LaSalle Street, 4th Fl Chicago, IL 60604
Source	[IAPD] [Website]



DTC Participant Report (Alphabetical Sort)

Participant Account Name	No
ABN AMRO CLEARING CHICAGO LLC	0693
ABN AMRO SECURITIES (USA) LLC	0349
ABN AMRO SECURITIES (USA) LLC/A/C#2	7571
ABN AMRO SECURITIES (USA) LLC/REPO	7590
ABN AMRO SECURITIES (USA) LLC/ABN AMRO BANK NV REPO	7591
ALPINE SECURITIES CORPORATION	8072
AMALGAMATED BANK	2352
AMALGAMATED BANK OF CHICAGO	2567
AMERICAN ENTERPRISE INVESTMENT SERVICES INC.	0756
AMERICAN ENTERPRISE INVESTMENT SERVICES INC./CONDUIT	7260
AMHERST PIERPONT SECURITIES LLC	0413
APEX CLEARING CORPORATION	0158
APEX CLEARING CORPORATION/APEX CLEARING MATCHBOOK	4439
APEX CLEARING CORPORATION/APEX CLEARING STOCK LOAN	8308
ARCHIPELAGO SECURITIES, L.L.C.	0436
ARCOLA SECURITIES, INC.	0166
ASCENSUS TRUST COMPANY	2563
ASSOCIATED BANK, N.A.	2257
ASSOCIATED BANK, N.A./ASSOCIATED TRUST COMPANY/IPA	1620
AXOS CLEARING LLC	0052
AXOS CLEARING LLC/CORRESPONDENT FLIP FACILITATION ACCOUNT	1186
AXOS CLEARING LLC/AXOS ADVISOR SERVICES	5981

Go online to file this information
www.gov.uk/companieshouse

A fee is payable with this form
Please see 'How to pay' on the last page.

What this form is for
You may use this form to register a charge created or evidenced by an instrument.

What this form is NOT for
You may not use this form to register a charge where there is an instrument. Use form MR08.

This form **must be delivered to the Registrar for registration within 21 days** beginning with the day after the date of creation of the charge. If delivered outside of the 21 days it will be rejected unless it is accompanied by a court order extending the time for delivery.

You **must** enclose a certified copy of the instrument with this form. This will be scanned and placed on the public record. **Do not send the original.**

1 Company details

Company number: 5462867

Company name in full: CITADEL SECURITIES (EUROPE) LIMITED

For official use

Filing in this form
Please complete in typescript or in bold black capitals.
All fields are mandatory unless specified or indicated by *

2 Charge creation date

Charge creation date: 26/04/2019

3 Names of persons, security agents or trustees entitled to the charge

Please show the names of the persons, security agents or trustees

Name: ABN AMRO CLEARING BANK N.V.

If there are more than four names, please supply any four of these names then tick the statement below.

I confirm that there are more than four persons, security agents or trustees entitled to the charge.



CERTIFICATE OF THE REGISTRATION OF A CHARGE

Company number: 5462867

Charge code: 0546 2867 0005

The Registrar of Companies for England and Wales hereby certifies that the charge dated 26th April 2019 and created by CITADEL SECURITIES (EUROPE) LIMITED was delivered pursuant to Chapter A1 Part 25 of the Companies Act 2006 on 9th May 2019.

Given at Companies House, Cardiff on 15th May 2019

Companies House



Certified to be a true copy of the original seen by me
8 May 2019
BRADLEY HARRIS, SOLICITOR, ABN AMRO BANK N.V.

PRIVATE INSTRUMENT OF PLEDGE OF CREDIT RIGHTS

The present Private Instrument of Pledge of Credit Rights (this "Agreement") is entered into on 8 May 2019, by and between:

(i) ABN AMRO Clearing Bank N.V., a company incorporated under the laws of the Netherlands, whose registered office is at Gustav Mahlerlaan 10 1082 PP Amsterdam, registered with the Chamber of Commerce (Amsterdam) under number 33170459, ("AACB" or "Pledgee"); and

subject to central securities deposit or not, acquired or to be acquired by Client of AACB on the financial and capital markets in Brazil ("Credit Rights"), as security for proper and timely payment and performance of the Guaranteed Obligations.

- 1.2 In order to secure the Guaranteed Obligations, Client of AACB hereby pledges to AACB, pursuant to the provisions of Articles 1,431 et seq. of the Brazilian Civil Code, any assets, subject to a central securities deposit, acquired or to be acquired, during the term of this Agreement, by Client of AACB on the financial and capital markets in Brazil and kept on Account 4373, pursuant to Resolution 4373/14 ("Security Assets" and jointly with Assets and Credit Rights, the "Pledged Property"), as security for proper and timely payment and performance of the Guaranteed Obligations.
- 1.3 The Guaranteed Obligations include all principal, ancillary, current and future payment obligations in respect of the Services, assumed or that may be assumed by Client of AACB.
- 1.4 It is hereby expressly agreed that, after the execution of this Agreement, any new Pledged Property purchased or acquired by Client of AACB through Account 4373 shall automatically be bound by the lien created hereunder regardless of any written instrument executed by the Parties. Notwithstanding and at the request of AACB, Client of AACB agrees to, from time to time, enter into an amendment to this Agreement for purposes of listing all Pledged Property purchased or acquired by Client of AACB through Account 4373 at such given time.

SECTION 2 - REPRESENTATIONS AND WARRANTIES

- 2.1 AACB represents and warrants on the date of this Agreement that:
 - (a) it has full power, authorization and capacity to enter into this Agreement, to fulfill its contractual obligations and to execute the pledge of the Pledged Property, as described in this Agreement;
 - (b) it has adopted all necessary actions to authorize the execution and fulfillment of this Agreement;
 - (c) subject to applicable bankruptcy, reorganization, insolvency, moratorium or affecting creditors' rights generally and, as to enforceability, subject to enforceability

7 / 19



principles of general application, the obligations expressed to be assumed by AACB in this Agreement are legal, valid, binding and enforceable obligations; and

- (d) neither the execution of this Agreement nor the consummation of the terms agreed herein violate:
 - (i) any provision of the constitutional documents of AACB; and/or
 - (ii) any laws, regulations or decisions of any governmental authority applicable to AACB; and/or
 - (iii) any agreements, contracts, instruments, arrangements or commitments to which AACB is bound.



11:15 PM

 Companies House

MR01(ef)

Registration of a Charge

Company Name: BARCLAYS BANK PLC
Company Number: 01026167



Received for filing in Electronic Format on the: 30/08/2022

XBBHCJ8

Details of Charge

Date of creation: 24/08/2022
Charge code: 0102 6167 0254
Persons entitled: CITADEL SECURITIES GCS (IRELAND) LIMITED
Brief description: NONE
Contains fixed charge(s).
Contains negative pledge.

Authentication of Form

This form was authorised by: a person with an interest in the registration of the charge.

Authentication of Instrument

Certification statement: I CERTIFY THAT, SAVE FOR MATERIAL REDACTED PURSUANT TO S. 859G OF THE COMPANIES ACT 2006, THE ELECTRONIC COPY INSTRUMENT DELIVERED AS PART OF THIS APPLICATION FOR REGISTRATION IS A CORRECT COPY OF THE ORIGINAL INSTRUMENT.

Certified by: ADAM GARDENER

Electronically filed document for Company Number:

01026167

Page: 1



CERTIFICATE OF THE REGISTRATION OF A CHARGE

Company number: 1026167

MRO1
Particulars of a charge

Presenter information

You do not have to give any contact information, but if you do, it will help Companies House if there is a query on the form. The contact information you give will be visible to searchers of the public record.

Company name: **Bradley Harris**
 Company number: **ABN AMRO**
 Address: **5 Aldermanbury Square**
 Post town: **London**
 County: **England**
 Postcode: **E C 2 V 7 H R**
 Telephone: **0203 1929064**

Certificate

We will send your certificate to the presenter's address if given above or to the company's Registered Office if you have left the presenter's information blank.

Checklist

We may return forms completed incorrectly or with information missing.

- Please make sure you have remembered the following:
- The company name and number match the information held on the public Register.
 - You have included a certified copy of the instrument with this form.
 - You have entered the date on which the charge was created.
 - You have shown the names of persons entitled to the charge.
 - You have ticked any appropriate boxes in Sections 3, 5, 6, 7 & 8.
 - You have given a description in Section 4, if appropriate.
 - You have signed the form.
 - You have enclosed the correct fee.
 - Please do not send the original instrument; it must be a certified copy.

Important information

Please note that all information on this form will appear on the public record.

How to pay

A fee of £23 is payable to Companies House in respect of each mortgage or charge filed on paper.

Make cheques or postal orders payable to 'Companies House'.

Where to send

You may return this form to any Companies House address. However, for expediency, we advise you to return it to the appropriate address below:

For companies registered in England and Wales:
The Registrar of Companies, Companies House, Crown Way, Cardiff, Wales, CF14 3UZ, DX 33050 Cardiff.

For companies registered in Scotland:
The Registrar of Companies, Companies House, Fourth Floor, Edinburgh Quay 2, 139 Fountainbridge, Edinburgh, Scotland, EH3 9FF, DX 10235 Edinburgh 1 or LP - 4 Edinburgh 2 (Legal Post).

For companies registered in Northern Ireland:
The Registrar of Companies, Companies House, Second Floor, The Linenhall, 32-38 Linenhall Street, Belfast, Northern Ireland, BT2 8BG, DX 481 N.I.R. Belfast 1.

Further information

For further information, please see the guidance notes on the website at www.gov.uk/companieshouse or email enquiries@companieshouse.gov.uk

This form is available in an alternative format. Please visit the forms page on the website at www.gov.uk/companieshouse

This form has been provided free of charge by Companies House.

06/16 Version 2 1



CERTIFICATE OF THE REGISTRATION OF A CHARGE


Company number: 5462867

Charge code: 0546 2867 0005

The Registrar of Companies for England and Wales hereby certifies that a charge dated 26th April 2019 and created by CITADEL SECURITIES

SETTLEMENT DATE	CUSIP	SYMBOL	QUANTITY (FAILS)	DESCRIPTION	PRICE	TOTAL	T+3S	Threshold
15-ago	00165C104	AMC	1075962	AMC ENTMT HLDGS INC CL A COM S	24.44	26,296,511	19-sep	24-sep
16-ago	00165C104	AMC	208305	AMC ENTMT HLDGS INC CL A COM S	24.21	5,043,064	20-sep	25-sep
17-ago	00165C104	AMC	131901	AMC ENTMT HLDGS INC CL A COM S	24.81	3,272,464	21-sep	26-sep
18-ago	00165C104	AMC	504003	AMC ENTMT HLDGS INC CL A COM S	21.36	10,765,504	22-sep	27-sep
19-ago	00165C104	AMC	428468	AMC ENTMT HLDGS INC CL A COM S	19.29	8,265,148	23-sep	28-sep
22-ago	00165C104	AMC	196027	AMC ENTMT HLDGS INC CL A COM S	18.02	3,532,407	26-sep	01-oct
23-ago	00165C104	AMC	852902	AMC ENTMT HLDGS INC CL A COM S	10.46	8,921,355	27-sep	02-oct
24-ago	00165C104	AMC	1303504	AMC ENTMT HLDGS INC CL A COM S	9.56	12,461,498	28-sep	03-oct
25-ago	00165C104	AMC	1303126	AMC ENTMT HLDGS INC CL A COM S	9.58	12,483,947	29-sep	04-oct
26-ago	00165C104	AMC	794467	AMC ENTMT HLDGS INC CL A COM S	9.57	7,603,049	30-sep	05-oct
29-ago	00165C104	AMC	502806	AMC ENTMT HLDGS INC CL A COM S	9.17	4,610,731	03-oct	08-oct
30-ago	00165C104	AMC	1553442	AMC ENTMT HLDGS INC CL A COM S	9.47	14,711,096	04-oct	09-oct
31-ago	00165C104	AMC	837042	AMC ENTMT HLDGS INC CL A COM S	9.27	7,759,379	05-oct	10-oct
24-ago	00165C203	APE	43438257	AMC ENTMT HLDGS INC PFD EQUITY	7.02	304,936,564	28-sep	03-oct
25-ago	00165C203	APE	38656759	AMC ENTMT HLDGS INC PFD EQUITY	7.13	275,622,692	29-sep	04-oct
26-ago	00165C203	APE	24648308	AMC ENTMT HLDGS INC PFD EQUITY	6.83	168,347,944	30-sep	05-oct
29-ago	00165C203	APE	11472648	AMC ENTMT HLDGS INC PFD EQUITY	6.5	74,572,212	03-oct	08-oct
30-ago	00165C203	APE	5673265	AMC ENTMT HLDGS INC PFD EQUITY	6.06	34,379,986	04-oct	09-oct
31-ago	00165C203	APE	5635854	AMC ENTMT HLDGS INC PFD EQUITY	5.2	29,306,441	05-oct	10-oct
15-ago	36467W109	GME	10418	GAMESTOP CORP (HLDG CO) CL A	40.74	424,429	19-sep	24-sep
16-ago	36467W109	GME	21003	GAMESTOP CORP (HLDG CO) CL A	39.68	833,399	20-sep	25-sep
17-ago	36467W109	GME	22727	GAMESTOP CORP (HLDG CO) CL A	42.19	958,852	21-sep	26-sep
18-ago	36467W109	GME	69932	GAMESTOP CORP (HLDG CO) CL A	40.52	2,833,645	22-sep	27-sep
19-ago	36467W109	GME	20959	GAMESTOP CORP (HLDG CO) CL A	37.93	794,975	23-sep	28-sep
22-ago	36467W109	GME	27176	GAMESTOP CORP (HLDG CO) CL A	36.49	991,652	26-sep	01-oct
23-ago	36467W109	GME	1	GAMESTOP CORP (HLDG CO) CL A	34.5	35	27-sep	02-oct
24-ago	36467W109	GME	38532	GAMESTOP CORP (HLDG CO) CL A	33.53	1,291,978	28-sep	03-oct
25-ago	36467W109	GME	163480	GAMESTOP CORP (HLDG CO) CL A	32.5	5,313,100	29-sep	04-oct
26-ago	36467W109	GME	30409	GAMESTOP CORP (HLDG CO) CL A	31.96	971,872	30-sep	05-oct
29-ago	36467W109	GME	4674	GAMESTOP CORP (HLDG CO) CL A	30.94	144,614	03-oct	08-oct
30-ago	36467W109	GME	17906	GAMESTOP CORP (HLDG CO) CL A	31.55	564,934	04-oct	09-oct
31-ago	36467W109	GME	1735	GAMESTOP CORP (HLDG CO) CL A	29.84	51,772	05-oct	10-oct

MR01
Particulars of a charge

4	Brief description	Please give a short description of any land, ship, aircraft or intellectual property registered or required to be registered in the UK subject to a charge (which is not a floating charge) or fixed security included in the instrument.	Please submit only a short description if there are a number of plots of land, aircraft and/or ships, you should simply describe some of them in the text field and add a statement along the lines of, "for more details please refer to the instrument". Please limit the description to the available space.
	Brief description	None.	
5	Other charge or fixed security	Does the instrument include a charge (which is not a floating charge) or fixed security over any tangible or intangible or (in Scotland) corporeal or incorporeal property not described above? Please tick the appropriate box.	
		<input checked="" type="checkbox"/> Yes <input type="checkbox"/> No	
6	Floating charge	Is the instrument expressed to contain a floating charge? Please tick the appropriate box.	
		<input type="checkbox"/> Yes Continue <input checked="" type="checkbox"/> No Go to Section 7	
		Is the floating charge expressed to cover all the property and undertaking of the company? <input type="checkbox"/> Yes	
7	Negative Pledge	Do any of the terms of the charge prohibit or restrict the company from creating further security that will rank equally with or ahead of the charge? Please tick the appropriate box.	
		<input checked="" type="checkbox"/> Yes <input type="checkbox"/> No	
8	Trustee statement	You may tick the box if the company named in Section 1 is acting as trustee of the property or undertaking which is the subject of the charge.	
		<input type="checkbox"/>	
9	Signature	Please sign the form here.	
	Signature	 <input checked="" type="checkbox"/> ROBERT BERRY Global Head of Commercial Support	
		This form must be signed by a person with an interest in the charge.	

MR01
Particulars of a charge

100 235 / 23

In accordance with Sections 859A and 859J of the Companies Act 2006

MR01
Particulars of a charge



Go online to file this information
www.gov.uk/companieshouse

A fee is payable with this form
Please see 'How to pay' on the last page.

What this form is for
You may use this form to register a charge created or evidenced by an instrument.

What this form is NOT for
You may not use this form to register a charge where there is an instrument. Use form MR08.

THURSDAY



This form must be delivered to the Registrar for registration within 21 days beginning with the day after the date of creation of the charge. If delivered outside of the 21 days it will be rejected unless it is accompanied by a court order extending the time for delivery.

You must enclose a certified copy of the instrument with this form. This will be scanned and placed on the public record. **Do not send the original.**

1

Company details

Company number 0 1 5 4 6 2 8 6 7

Company name in full CITADEL SECURITIES (EUROPE) LIMITED

5 For official use

→ Filing in this form
Please complete in typescript or in bold black capitals.
All fields are mandatory unless specified or indicated by *

2

Charge creation date

Charge creation date 2 6 0 4 2 0 1 9

3

Names of persons, security agents or trustees entitled to the charge

Please show the names of each of the persons, security agents or trustees entitled to the charge.

Name ABN AMRO CLEARING BANK N.V.

Name

Name

Name

If there are more than four names, please supply any four of these names then tick the statement below.

I confirm that there are more than four persons, security agents or trustees entitled to the charge.

MR01
Particulars of a charge

principles of general application, the obligations expressed to be assumed by AACB in this Agreement are legal, valid, binding and enforceable obligations; and

(d) neither the execution of this Agreement nor the consummation of the terms agreed herein violate:

- (i) any provision of the constitutional documents of AACB; and/or
- (ii) any laws, regulations or decisions of any governmental authority applicable to AACB; and/or
- (iii) any agreements, contracts, instruments, arrangements or commitments to which AACB is bound.

2.2 Client of AACB represents and warrants on the date of this Agreement that:

- (a) it has full power, authorization and capacity to enter into this Agreement, to fulfill its contractual obligations and to execute the pledge of the Pledged Property, as described in this Agreement;
- (b) it has adopted all necessary actions to authorize the execution and fulfillment of this Agreement;
- (c) it is the lawful holder and owner of the Pledged Property, which are free and clear of any liens, charges or encumbrances whatsoever, except for the pledge resulting from this Agreement and any other pledge or security interest (howsoever described) created pursuant to any other agreement in favour of AACB (together, the "Permitted Encumbrances");
- (d) subject to applicable bankruptcy, reorganization, insolvency, moratorium or similar laws affecting creditors' rights generally and, as to enforceability, subject to equitable principles of general application, the obligations expressed to be assumed by Client of AACB in this Agreement are legal, valid, binding and enforceable obligations; and
- (e) neither the execution of this Agreement nor the consummation of the terms agreed herein violate:

4

9 / 19



- (i) any provision of the constitutional documents of Client of AACB; and/or
- (ii) any laws, regulations or orders of any governmental authority applicable to Client of AACB; and/or
- (iii) any agreements, contracts, instruments, arrangements or commitments to which Client of AACB is bound.

SECTION 3 - COVENANTS BY CLIENT OF AACB

3.1 Client of AACB hereby agrees that:

- (a) it shall not dispose of, transfer or sell any of the Pledged Property other than in accordance with this Pledge Agreement/
- (b) it shall not assign, rent or create any type of lien on any of the Pledged Property (other

(iii) the omnibus account held by AACB is registered with the Brazilian Securities and Exchange Commission ("CVM") under No. 1701097800001 (the "Omnibus Account"), and Client of AACB is a passenger of said Omnibus Account and is registered with the CNPJ under No. 33.065.610/0001-22 and is also registered with CVM under No. 22764.257800.364444.1-9 (the "Account 4373");

(iv) for the purposes of article 2, I of Annex I of Resolution 4373/14, the Representative is the representative of AACB, and of Client of AACB, pursuant to the "Non-Resident Investor Representative Agreement" entered into by and between AACB and the Representative on May 29, 2017, with its brief description attached hereto as **Schedule B**;

(v) as security for any and all payment obligations or liabilities of Client of AACB towards AACB for the Services, Client of AACB agrees to create a first priority pledge in favor of AACB over all assets subject or not to a central securities deposit (as well as all credit rights, title and interest derived from all such assets, whether subject to central securities deposit or not) now or hereafter existing that belong to the Client of AACB in and to Account 4373; and

(vi) AACB agrees to receive the pledge described in paragraph (v) above as security for any and all payment obligations or liabilities of Client of AACB towards AACB in respect of the Services.

NOW THEREFORE, the Parties have agreed to enter into this Agreement, which shall be governed by the following clauses and conditions.

SECTION 1 - PURPOSE OF THE AGREEMENT

1.1 In order to secure any payment obligations or liabilities of Client of AACB towards AACB in respect of the Services, howsoever arising, present or future, actual or contingent, which, for the purposes of Article 1,424 of the Brazilian Civil Code, are described in hereto (the "Guaranteed Obligations"), Client of AACB hereby pledges pursuant to the provisions of Articles 1,431 et seq. of the Brazilian Civil Code assets, not subject to a central securities deposit, acquired or to be acquired, during the term of this Agreement, by Client of AACB on the financial and capital markets in Brazil and kept on Account 4373, pursuant to Resolution 4373/14 ("Assets"); as well as (ii) all credit rights, title and interest in and to Account 4373, derived from assets, whether

6 / 19



2



subject to central securities deposit or not, acquired or to be acquired by Client of AACB on the financial and capital markets in Brazil ("Credit Rights"), as security for proper and timely payment and performance of the Guaranteed Obligations.

1.2 In order to secure the Guaranteed Obligations, Client of AACB hereby pledges to AACB, pursuant to the provisions of Articles 1,431 et seq. of the Brazilian Civil Code, any assets, subject to a central securities deposit, acquired or to be acquired, during the term of this Agreement, by Client of AACB on the financial and capital markets in Brazil and kept on Account 4373, pursuant to Resolution 4373/14 ("Security Assets" and jointly with Assets and Credit Rights, the "Pledged Property"), as security for proper and timely payment and performance of the Guaranteed Obligations.

1.3 The Guaranteed Obligations include all principal, ancillary, current and future payment obligations in respect of the Services, assumed or that may be assumed by Client of AACB.

incurred with respect to the registration of this Agreement in Brazil. The Parties also agree that due to the registration of this document in the applicable registry the information in this Agreement will be made public.

- 7.2 The provisions of this Agreement are severable. Except if specifically stated to the contrary herein, if any section or provision hereof shall be held invalid or unenforceable in whole or in part by a governmental authority with jurisdiction over the Parties, or be deemed unlawful because of a statutory change, then such invalidity or non-enforceability shall affect only such section or provision, or part thereof, and shall not in any manner affect any other clause or provision in this Agreement. Moreover, to the extent that a clause or provision is held invalid or unenforceable as provided in the preceding sentence, the Parties shall use their reasonable efforts, acting in good faith, to agree to a legally enforceable alternative method to arrive at a result that would have been reached but for the determination or finding of such illegality or unenforceability of such section or provision.
- 7.3 This Agreement shall be irrevocably and irreversibly signed and binding on the Parties, their heirs and successors in any way. Any Party hereof is expressly prohibited to transfer to third parties any of its obligations set forth herein, except upon the prior written consent of the other Party.
- 7.4 Each and every addendum or amendment to the terms and provisions hereof shall only be valid if in writing and signed by an authorized signatory of each of the Parties.
- 7.5 Rights, reliefs, powers and prerogatives set forth herein are cumulative and do not exclude any other rights, reliefs, powers or prerogatives established by applicable laws and regulations.
- 7.6 Notices:
- (a) Any notice or other communication to be given under this Agreement shall be:
- (i) in the English language and in writing;
 - (ii) sent by mail, delivered by hand or courier, sent by electronic mail or by other electronic means; and

8



- (iii) be sent to the party to whom it is to be given at the address or number set out in Section 7.7 (c) below or, where relevant, to a previously notified email address.
- (b) Any notice or other communication shall be deemed to be effective:
- (i) if delivered in person or by courier, at the time when it is delivered; or
 - (ii) if sent by electronic means, at the time when the electronic mail is received by a responsible employee of the recipient in legible form (it being agreed that the burden of proving receipt will be on the sender and will not be met by confirmation generated by the sender's electronic mail system, as the case may be); or
 - (iii) if sent by certified or registered mail (airmail, if overseas) or the equivalent (return receipt requested), at the time when that mail is delivered or its delivery is attempted,

Certified to be a true copy of the original
seen by me

Bm 8 MAY 2019

BRADLEY HARRIS, SOLICITOR, ABN AMRO BANK N.V.

PRIVATE INSTRUMENT OF PLEDGE OF CREDIT RIGHTS

The present Private Instrument of Pledge of Credit Rights (this "Agreement") is entered into on April 16, 2019, by and between:

- (i) **ABN AMRO Clearing Bank N.V.**, a company incorporated under the laws of the Netherlands, whose registered office is at Gustav Mahlerlaan 10 1082 PP Amsterdam, registered with the Chamber of Commerce (Amsterdam) under number 33170459, ("AACB" or "Pledgee"); and
- (ii) **Citadel Securities (Europe) Limited**, a company incorporated under the laws of England and Wales with its registered office at 120 London Wall, London EC2Y 5ET, United Kingdom and company number 5462867, ("Client of AACB" or "Pledgor" and, together with AACB, the "Parties" and each a "Party").

WHEREAS:

- (i) on July 27, 2016, AACB and Client of AACB entered into a Master Clearing Agreement including the schedules and annexes to the Master Clearing Agreement, which form an integral part thereof ("Clearing Agreement"), as amended from time to time, under which AACB agreed to provide certain services, including, but not limited to facility agreement, loans and margin deposits ("Services"), in order to make for Client of AACB to - amongst other things - execute transactions on B3 S.A. Bolsa, Balcão; 5 / 19
- (ii) AACB holds an omnibus account which was created pursuant to Brazilian Monetary Council Resolution No. 4373 of September 29, 2014 ("Resolution 4373/14") with Banco B3 S.A. (former BANCO BM&FBOVESPA DE SERVIÇOS DE LIQUIDAÇÃO E CUSTÓDIA S.A.) a financial institution organized in accordance with the laws of the Federative Republic of Brazil, in the City and State of São Paulo, at Rua Líbero Badaró, 471, 4th floor, enrolled with the Brazilian Corporate Taxpayers' Registry ("CNPJ") under No. 00.997.185/0001-50 (the "Representative") in accordance with the "Custodial Services Agreement" entered into by and between AACB and the Representative on May 29, 2017 with its brief description attached hereto as Schedule A;



- (iii) the omnibus account held by AACB is registered with the Brazilian Securities and Exchange Commission ("CVM") under No. 1701097800001 (the "Omnibus Account"), and Client of AACB is a passenger of said Omnibus Account and is registered with the CNPJ under No. 33.065.610/0001-22 and is also registered with CVM under No. 22764.257800.364444.1-9 (the "Account 4373");

- (iv) for the purposes of article 2, I of Annex I of Resolution 4373/14, the Representative is the representative of AACB, and of Client of AACB, pursuant to the "Non-Resident Investor Representative Agreement" entered into by and between AACB and the

SECTION 5 - DEFAULT AND FORECLOSURE PROCEEDINGS

- 5.1 Upon the occurrence of an Event (as defined in the Clearing Agreement) which is continuing and in respect of which notice has been given to Client of AACB under clause 13.2 of the Clearing Agreement, AACB may foreclose the Pledged Property in accordance with applicable law and regulations and the terms of this Agreement. In any such event, AACB may sell the Pledged Property in accordance with applicable law and regulations and the terms of this Agreement irrespective of carrying out any auction or other judicial or extrajudicial procedure, as per Article 1,433, Item III of the Brazilian Civil Code (*amicable sale*) to the extent necessary to satisfy the Guaranteed Obligations of Client of AACB. Any such sale, foreclosure or realisation (i) shall be on a recognized securities exchange at then market value, considering the circumstances at such time; (ii) AACB shall maintain written records with respect to such sales or other disposals of Pledged Property which it will provide to Client of AACB on request; and (iii) AACB will act in good faith.
- 5.2 To exercise its rights set out in Section 5.1 above, AACB shall use the power of attorney in the form set out in **Schedule D** to this Agreement, irrevocably granted by Client of AACB ("**Power of Attorney**"). The Power of Attorney shall remain valid and enforceable until the earlier of either (i) all of the Guaranteed Obligations are fully discharged and satisfied in accordance with the Clearing Agreement or Section 5.3 of this Agreement, or (ii) until this Agreement is terminated in accordance with Section 6 of this Agreement.
- 5.3 In the event that AACB exercises its right of foreclosure pursuant to this Agreement, such foreclosure shall discharge in full the obligations of Client of AACB. Any amounts received by AACB pursuant to such foreclosure shall be applied in the payment of the Guaranteed Obligations and for the avoidance of doubt:
- (a) to the extent that the proceeds of the foreclosure are less than the amount of the Guaranteed Obligations (such shortfall amount being the "**Foreclosure Shortfall Amount**"), AACB shall immediately give written notice of such Foreclosure Shortfall Amount to Client of AACB and, within 3 (three) business days after the date on which such written notice is given, Client of AACB shall transfer the Foreclosure Shortfall Amount to AACB; and
 - (b) to the extent that the proceeds of the foreclosure are greater than the amount of the Guaranteed Obligations (such excess amount being the "**Foreclosure Excess**

6



10 / 19



Amount"), AACB shall immediately give written notice of such Foreclosure Excess Amount to Client of AACB and, within 2 (two) business days after the date on which such written notice is given, return such Foreclosure Excess Amount to Client of AACB.

- 5.4 Client of AACB hereby provides AACB with the Power of Attorney which shall be duly signed by its legal representatives, which Power of Attorney shall be notarized and apostilled.

SECTION 6 - RELEASE

- 6.1 AACB hereby grants its consent to Client of AACB to sell the Pledged Property, total or partially, in the course of its ordinary trading activities ("**Sale**"). On the date of completion of a Sale (the "**Date of Release**"), the security interest over the Pledged Property or the portion of the Pledged Property object of the respective Sale shall be automatically released (and any and all lien(s) over the Pledged Property or such portion

Amount”), AACB shall immediately give written notice of such Foreclosure Excess Amount to Client of AACB and, within 2 (two) business days after the date on which such written notice is given, return such Foreclosure Excess Amount to Client of AACB.

5.4 Client of AACB hereby provides AACB with the Power of Attorney which shall be duly signed by its legal representatives, which Power of Attorney shall be notarized and apostilled.

SECTION 6 - RELEASE

6.1 AACB hereby grants its consent to Client of AACB to sell the Pledged Property, total or partially, in the course of its ordinary trading activities (“Sale”). On the date of completion of a Sale (the “Date of Release”), the security interest over the Pledged Property or the portion of the Pledged Property object of the respective Sale shall be automatically released (and any and all lien(s) over the Pledged Property or such portion of the Pledged Property under this Agreement shall be fully and automatically discharged without the need for a written confirmation from AACB) for the purposes of allowing Client of AACB to freely transfer the title over the Pledged Property or such portion of the Pledged Property in the market to satisfy its obligations under any Sale. For the avoidance of doubt and notwithstanding any release of the security over the Pledged Property or portion of the Pledged Property involved in the Sale, this Agreement shall continue to be in full force and effect over the remaining Pledged Property, Credit Rights ensuing from the Sale, as well as any other Credit Rights arising out of the 4373 Account.

6.2 This Agreement may be terminated (and any and all liens over the Pledged Property under this Agreement shall be fully discharged and released by AACB) upon the first date on which any of the following events occurs:

- (a) the sale or disposal of all of the Pledged Property by AACB occurs; or
- (b) the obligations of Client of AACB to AACB in respect of the Guaranteed Obligations are fully satisfied and discharged.

SECTION 7 - MISCELLANEOUS

7.1 Each of the Parties shall be liable for its own expenses incurred by it in the preparation and execution of this Agreement and AACB shall be liable for any and all expenses

7



11 / 19

incurred with respect to the registration of this Agreement in Brazil. The Parties also agree that due to the registration of this document in the applicable registry the information in this Agreement will be made public.

7.2 The provisions of this Agreement are severable. Except if specifically stated to the contrary herein, if any section or provision hereof shall be held invalid or unenforceable in whole or in part by a governmental authority with jurisdiction over the Parties, or be deemed unlawful because of a statutory change, then such invalidity or non-enforceability shall affect only such section or provision, or part thereof, and shall not in any manner affect any other clause or provision in this Agreement. Moreover, to the extent that a clause or provision is held invalid or unenforceable as provided in the preceding sentence, the Parties shall use their reasonable efforts, acting in good faith, to agree to a legally enforceable alternative method to arrive at a result that would have been reached but for the determination or finding of such illegality or unenforceability of such section or

- (i) any provision of the constitutional documents of Client of AACB; and/or
- (ii) any laws, regulations or orders of any governmental authority applicable to Client of AACB; and/or
- (iii) any agreements, contracts, instruments, arrangements or commitments to which Client of AACB is bound.

SECTION 3 - COVENANTS BY CLIENT OF AACB

3.1 Client of AACB hereby agrees that:

- (a) it shall not dispose of, transfer or sell any of the Pledged Property other than in accordance with this Pledge Agreement/
- (b) it shall not assign, rent or create any type of lien on any of the Pledged Property (other than a Permitted Encumbrance);
- (c) it may not assign to third parties any rights and obligations ensuing from the Pledged Property;
- (d) it may not transfer the Pledged Property to another custodian or representative until the release of the security interest created by this Agreement;
- (e) the Pledged Property required by AACB to secure the Guaranteed Obligations is pledged only in favor of AACB and not to anyone else, committing therefore not to create liens over Pledged Property located in Brazil in favor of third parties; and
- (f) it will, upon the request of AACB, timely comply with any amendments to this Agreement as per Section 1.4 above.

SECTION 4 - COVENANTS BY AACB

4.1 AACB hereby undertakes that it shall, at its own cost and expense, register this Agreement and any amendment hereto with the entity responsible for the registry/deposit of the applicable securities/financial assets.

5



SECTION 5 - DEFAULT AND FORECLOSURE PROCEEDINGS

5.1 Upon the occurrence of an Event (as defined in the Clearing Agreement) which is continuing and in respect of which notice has been given to Client of AACB under clause 13.2 of the Clearing Agreement, AACB may foreclose the Pledged Property in accordance with applicable law and regulations and the terms of this Agreement. In any such event, AACB may sell the Pledged Property in accordance with applicable law and regulations and the terms of this Agreement irrespective of carrying out any auction or other judicial or extrajudicial procedure, as per Article 1,433, Item III of the Brazilian Civil Code (amicable sale) to the extent necessary to satisfy the Guaranteed Obligations of Client of AACB. Any such sale, foreclosure or realization (i) shall be on a recognized securities exchange at then market value, considering the circumstances at such time; (ii) AACB shall maintain written records with respect to such sales or other disposals of Pledged Property which it will provide to Client of AACB on request; and (iii) AACB will act in good faith.

SCHEDULE A TO THE PRIVATE INSTRUMENT OF PLEDGE OF CREDIT RIGHTS

CUSTODIAL SERVICES AGREEMENT

The Custodial Services Agreement entered by and between AACB and the Representative governs the rendering of the following services by the Representative to AACB: custody, settlement and registration of securities. The services rendered are pursuant to, and for compliance with CMN Resolution 4,373/14 and other applicable rules. The Representative also provides related accessory services such as registering related settlement accounts and custody accounts for each of the passengers.

12



IN WITNESS WHEREOF, the Parties hereto have executed this Agreement in 3 (three) counterparts, each of the same content and for one sole purpose and effect.

São Paulo, April 26 2019.

ABN AMRO Clearing Bank N.V.

1. Nicolau Nardi
Name: Nicolau Nardi
Title: ATTORNEY-IN-FACT

2. Jaques Mester
Name: Jaques Mester
Title: Attorney-in-fact

Citadel Securities (Europe) Limited

1. [Signature]
Name:
Title:

Witnesses

1. [Signature]
Name: Notary Public, London, England
I.D.: (Emma Noon)

2. Alessandra Di Lorenzo Gonzalez
Name: Alessandra Di Lorenzo Gonzalez
I.D.: RG: 53.798.034-9
CPF: 472.262.988-99

11



SCHEDULE B TO THE PRIVATE INSTRUMENT OF PLEDGE OF CREDIT RIGHTS

THE NON-RESIDENT INVESTOR REPRESENTATIVE AGREEMENT

The Nonresident Investor Representation Agreement entered by and between AACB and the Representative appoints the Representative to establish and maintain an Omnibus Account to hold in custody all propriety comprehended by AACB's portfolio and its clients' portfolio in Brazil. AACB has entered and may hereafter enter into arrangements with investors not resident in Brazil which are customers of AACB. These customers will also use AACB's Omnibus Account to deposit its assets.

17 / 19



SCHEDULE A TO THE PRIVATE INSTRUMENT OF PLEDGE OF CREDIT RIGHTS

CUSTODIAL SERVICES AGREEMENT

The Custodial Services Agreement entered by and between AACB and the Representative governs the rendering of the following services by the Representative to AACB: custody, settlement and registration of securities. The services rendered are pursuant to, and for compliance with CMN Resolution 4,373/14 and other applicable rules. The Representative also provides related accessory services such as registering related settlement accounts and custody accounts for each of the passengers.

15 / 19



São Paulo / SP – Brazil
Telephone: +55 (11) 3073-7400
E-mail: clearingops@br.abnamroclearing.com
Marked to the attention of: Mrs. Adriana Lima

(ii) If to Client of AACB:

Address: 120 London Wall, London EC2Y 5ET
United Kingdom
Marked for attention of: Legal and Compliance

With a mandatory copy of any notices or communications pursuant to Sections 5, 6, 7.4 and 7.9 of this Agreement to:

Attention: Legal Department
Telephone No.: (+1) 312-395-2100
E-Mail: CitadelAgreementNotice@citadel.com

- 7.7 For the purposes of this Agreement and article 9 of Decree-Law 4.657 enacted in September 4th, 1942, the Parties agree that the obligations are created in Brazil.
- 7.8 This Agreement is governed by the laws of the Federative Republic of Brazil.
- 7.9 The Parties elect the courts in the City of São Paulo, State of São Paulo, with the exclusion of all others however privileged they may be, to settle any matters arising out of this Agreement.

(REST OF PAGE INTENTIONALLY LEFT BLANK)

10



(iii) be sent to the party to whom it is to be given at the address or number set out in Section 7.7 (c) below or, where relevant, to a previously notified email address.

(b) Any notice or other communication shall be deemed to be effective:

- (i) if delivered in person or by courier, at the time when it is delivered; or
- (ii) if sent by electronic means, at the time when the electronic mail is received by a responsible employee of the recipient in legible form (it being agreed that the burden of proving receipt will be on the sender and will not be met by confirmation generated by the sender's electronic mail system, as the case may be); or
- (iii) if sent by certified or registered mail (airmail, if overseas) or the equivalent (return receipt requested), at the time when that mail is delivered or its delivery is attempted,

except that any notice or communication which is received, or delivery of which is attempted, after close of business on the date of receipt or attempted delivery or on a day which is not a day on which commercial banks are open for business in the place where that notice or other communication is to be given shall be treated as given at the opening of business on the next following day which is such a day.

(c) All notices and communications to be given or made by a party pursuant to this Agreement shall be sent or delivered as follows:

(i) If to AACB:

Address: Gustav Mahlerlaan 10
1082 PP Amsterdam
The Netherlands
Telephone: +31 (0)20 343 5087
Marked for attention of: Mr. G. Korsmit

With a copy to:

Address: Rua Leopoldo Couto de Magalhães Jr., 700, 4th Floor

9



IN WITNESS WHEREOF, the Parties hereto have executed this Agreement counterparts, each of the same content and for one sole purpose and effect.

15 / 19

São Paulo, April 26 2019.

ABN AMRO Clearing Bank N.V.

1. Nicolau Nardi
Name: Nicolau Nardi
Title: ATTORNEY-IN-FACT

2. Jaques Mester
Name: Jaques Mester
Title: Attorney-in-fact

Citadel Securities (Europe) Limited

São Paulo / SP – Brazil
Telephone: +55 (11) 3073-7400
E-mail: clearingops@br.abnamroclearing.com
Marked to the attention of: Mrs. Adriana Lima

(ii) If to Client of AACB:

Address: 120 London Wall, London EC2Y 5ET
United Kingdom
Marked for attention of: Legal and Compliance

With a mandatory copy of any notices or communications pursuant to Sections 5, 6, 7.4 and 7.9 of this Agreement to:

13 / 19





SCHEDULE D TO THE PRIVATE INSTRUMENT OF PLEDGE OF CREDIT RIGHTS

POWER OF ATTORNEY

Citadel Securities (Europe) Limited, herein represented by its undersigned legal representative ("Client of AACB"), hereby appoints and constitutes as its attorney-in-fact, **ABN AMRO Clearing Bank N.V.**, a company incorporated under the laws of the Netherlands, whose registered office is Gustav Mahlerlaan 10, 1082 PP Amsterdam ("AACB"), with special powers to represent Client of AACB in accordance with the terms set forth in Section 5 of the Private Instrument of Pledge of Credit Rights, entered into by and between Client of AACB, AACB and Citadel Securities (Europe) Limited, on or about this date ("Agreement"), upon the occurrence of an Event (as defined in the Agreement) which is continuing and in respect of which notice has been given to Client of AACB under clause 13.2 of the Clearing Agreement (as defined in the Agreement), to dispose of, collect, receive, seize, take, transfer and/or foreclose, in whole or in part, Pledged Property (as defined in the Agreement), being allowed to forthwith move, sell or assign or otherwise dispose of and deliver the Pledged Property to whomever it may elect, as well as carry out foreign exchange contracts, amicable sale thereof and, to this end, sign any public or private instrument and give release, regardless of any prior or subsequent notice to Client of AACB, in each case in accordance with the terms of the Agreement and applicable law and regulations.

The attorney-in-fact now appointed may also delegate the powers hereunder to whomever it deems suitable, provided that it reserves the same powers for itself and retains responsibility and liability for all acts and omissions of such delegatee, and do everything else as may be necessary for performance of this power of attorney. This power of attorney shall be automatically terminated upon the full discharge and satisfaction of the Guaranteed Obligations (as defined in the Agreement) in accordance with the Clearing Agreement and/or the termination of the Agreement in accordance with Section 6 of the Agreement.

São Paulo, April 26 2019.

Citadel Securities (Europe) Limited

1. [Signature]

Name:
Title:



Company type
Private limited Company

Incorporated on
6 July 2016

! **Accounts overdue**

Next accounts made up to **31 January 2021**
due by **31 October 2021**

Last accounts made up to **31 January 2020**

Confirmation statement

Next statement date **5 May 2022**
due by **19 May 2022**

Last statement dated **5 May 2021**

Nature of business (SIC)

70221 - Financial management

Previous company names

EXHIBIT MEDIA

The Motley Fool Latest Stock Picks Investing Basics Stock Market Retirement Personal Finance

See the 10 stocks

*Stock Advisor returns as of May 11, 2021

This article represents the opinion of the writer, who may disagree with the "official" recommendation position of a Motley Fool premium advisory service. We're motley! Questioning an investing thesis -- even one of our own -- helps us all think critically about investing and make decisions that help us become smarter, happier, and richer.

Randi Zuckerberg, a former director of market development and spokeswoman for Facebook and sister to its CEO, Mark Zuckerberg, is a member of The Motley Fool's board of directors. [Sean Williams](#) owns shares of Facebook. The Motley Fool owns shares of and recommends Facebook. The Motley Fool recommends DexCom and Vertex Pharmaceuticals. The Motley Fool has a [disclosure policy](#).

5 Stocks Under \$49

We hear it over and over from investors, "I wish I had bought Amazon or Netflix when they were first recommended by the Motley Fool. I'd be sitting on a gold mine!" And it's true.

And while Amazon and Netflix have had a good run, we think these 5 **other** stocks are screaming buys. And you can buy them now for less than \$49 a share!

You can grab a copy of "5 Growth Stocks Under \$49" for FREE for a limited time only.

Click here to learn more.

Posted in r/amcstock

No SIM 8:45 AM 32%

mobile.twitter.com

Search Twitter

Log in Sign up

sydney @sydney_mick

So Mark Zuckerberg's sister is on the board of motley fool, and citadel owns 1B shares of FB thus allowing them to shut down our facebook group..Does this not qualify as censorship? or is no one outraged by that anymore? [\\$AMC](#)

6:58 AM · May 21, 2021 · Twitter for iPhone

101 Retweets 13 Quote Tweets 527 Likes

Beef Supreme @MMistove · 1h
Replying to @sydney_mick

Posted in r/amcstock

The Motley Fool is a private financial and investing advice company based in Alexandria, Virginia. It was founded in July 1993 by co-chairmen and brothers David Gardner and Tom Gardner, and Erik Rydholm, who has since left the company. The company employs over 300 people worldwide. The company is sponsored by Citadel LLC and Melvin Capital.

Highest paying job titles at The Motley Fool include Data Engineer, SEO/SEM Manager, and Software

InvestorPlace

25 Meme Stocks to Sell Before They Die

Since the Gamestop (NYSE:GME) short squeeze shook the investing world in 2021, investors have been focused on finding the next meme stock. It's been a long...

3 days ago



InvestorPlace

AMC Stock Alert: AMC Launches New Visa Payments Card

AMC Entertainment will launch a new Visa payments card in early 2023, but AMC stock will need more than that to enjoy a sustained rally.

4 days ago



InvestorPlace

AMC Entertainment's APE Stock Heats Up Ahead of 'Avatar' Launch

Something really weird is going on in the world of theater chains and meme stocks. Today, shares of AMC Entertainment (NYSE:AMC) are down nearly 3%...

6 days ago



InvestorPlace

5 Streaming Stocks With Takeover Targets on Their Back

A merger mania is coming to streaming and it might be wise to invest ahead of time. Fubo (FUBO): it may be a cheap way to get into sports streaming. AMC...

1 week ago



InvestorPlace

FINRA Halts Trading in Meta Materials (MMTLP) Stock Ahead of Spinoff

FINRA has halted trading on MMTLP stock ahead of Meta Materials' Next Bridge Hydrocarbons spinoff. Here's what investors need to know:

1 week ago



InvestorPlace

AMC Stock: Do the AMC Bankruptcy Rumors Hold Water?

AMC Entertainment's (NYSE:AMC) difficult year may be about to get much worse. The movie theater chain has faced plenty of problems recently.

1 week ago



InvestorPlace

AMC Entertainment (AMC) Stock Rebounds Amid Bankruptcy Fears

AMC CEO Adam Aron rode the meme wave all the way into shore and now has little but operating losses and a volatile AMC stock to show for it.

1 week ago



InvestorPlace

25 Penny Stocks to Sell Before They Die

As financial markets enter the final month of the year, investors are focused on the one ahead. Eyes are on the Federal Reserve as investors analyze if and...

2 weeks ago



InvestorPlace

Did Sam Bankman-Fried's FTX 'Manipulate' AMC Stock?

The Chainsaw has released a report claiming that institutional investors may have used tokenized AMC shares to manipulate AMC stock.

2 weeks ago



InvestorPlace

Why Is AMC Entertainment (AMC) Stock Up 20% Today?

Today, investors in embattled movie theater chain AMC Entertainment are betting another meme rally is around the corner for AMC stock.



The Motley Fool

AMC Theatres Is Launching a Rewards Credit Card in 2023

AMC has announced a new credit card that will earn AMC Stubs points. Get a first look at the features it will offer and how it might compare to other cards.

2 days ago



The Motley Fool

Is NOW the time for me to buy Cineworld shares?

Demand for Cineworld shares remains under pressure amid fears of potential bankruptcy. But is investor appetite close to a turning point?

1 month ago



Yahoo Finance

AMC Entertainment's Prospects Bright Despite Slow Film Releases, Says Analyst

Barrington Research analyst James C. Goss has reiterated the Market Perform rating on the shares of AMC Entertainment Holdings Inc (NYSE: AMC).

1 month ago



Yahoo Finance

AMC Entertainment Holdings, Inc. Reports Third Quarter 2022 Results

LEAWOOD, Kan., November 08, 2022--AMC Entertainment Holdings, Inc. (NYSE: AMC and APE) ("AMC" or "the Company") today reported results for the third quarter...

1 month ago



The Motley Fool

Is This the Week AMC Finally Bounces Back?

A big movie and a potentially even bigger earnings report could breathe new life into AMC Entertainment stock.

1 month ago



The Motley Fool

7 Movies That Can Save AMC Stock in November

It's been a cruel summer and filmsy fall for theater chains. AMC Entertainment Holdings (AMC -5.16%) and its smaller rivals have been experiencing weak...

1 month ago



The Motley Fool

Could AMC Entertainment Become a Penny Stock?

A toxic combination of cash burn and equity dilution could leave a hole in your investment portfolio.

1 month ago



The Motley Fool

Why GameStop and AMC Are Rising Today

Meme stocks are running higher this morning, even as the market falls. Shares of GameStop (GME +1.07%) and AMC Entertainment (AMC +5.16%) were rising 6% and...

1 month ago



The Motley Fool

Down 90%, Is AMC Stock a Buy?

Embattled movie theater chain AMC Entertainment Holdings (AMC -5.16%) remains a popular stock with traders, even if most of the air has come out of the...

1 month ago











The Motley Fool

Why AMC and Its Preferred Stock Are Up Today

Even a blind squirrel occasionally finds an acorn, and that seems to be what's happening on Tuesday with movie theater chain AMC Entertainment Holdings (AMC...

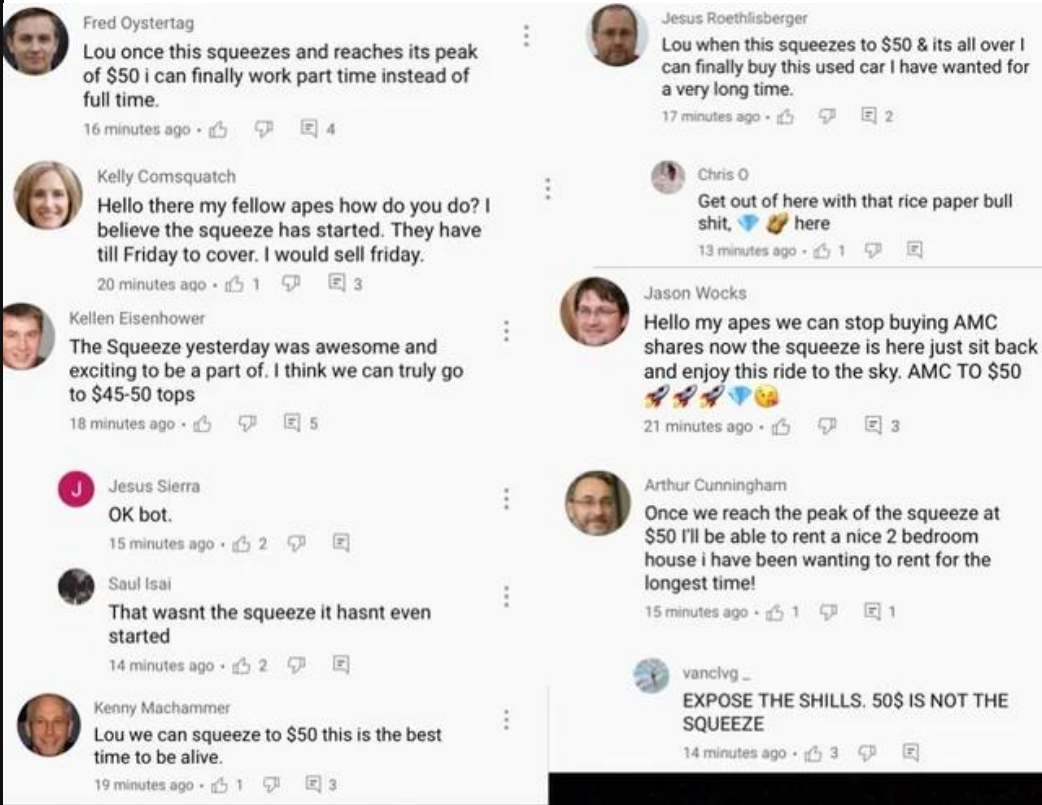
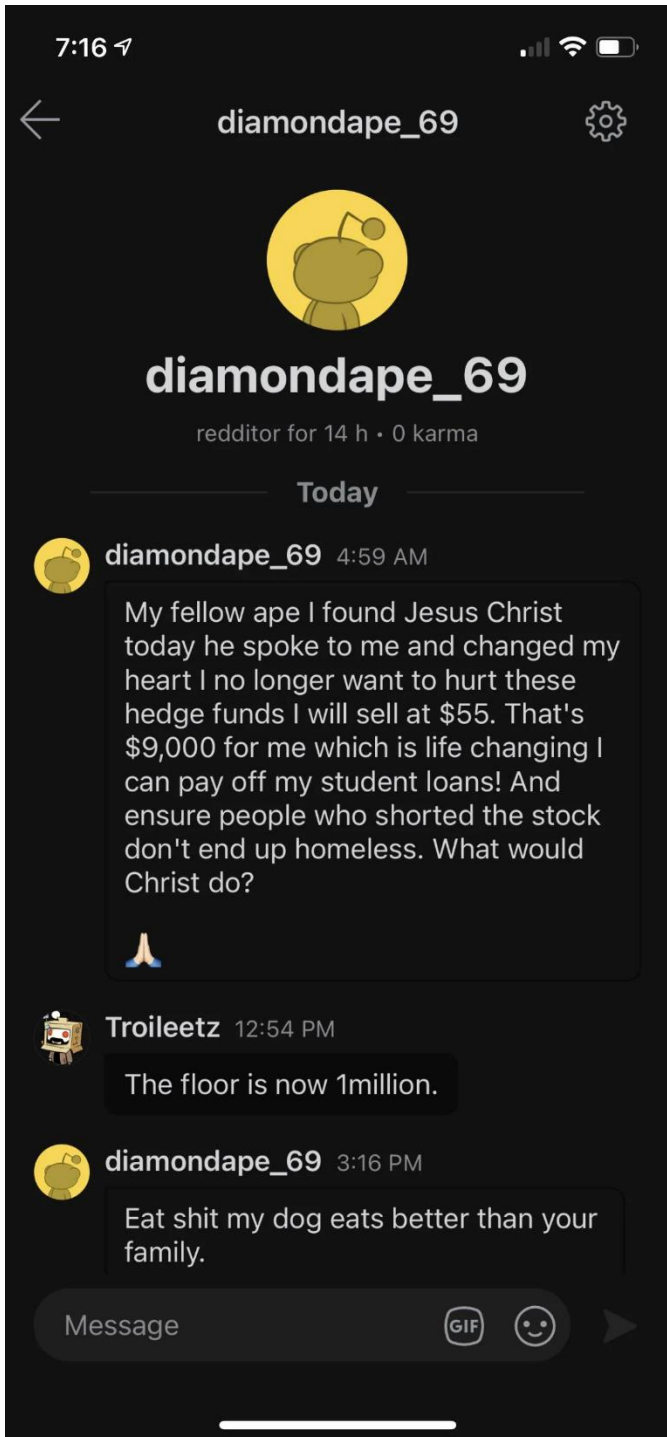


-  **William Rutherford** 1 hour ago
Ignore the FUD on reddit as a matter of fact stay off reddit!!! True APES will be going to ape fest. It is important we all gather in one place for the movement. Let's go
👍 🗑️ REPLY
-  **Jill** 1 hour ago
Remove dislike
Ape fest is the way 🚀🚀🚀
👍 🗑️ REPLY
-  **Janet Dillbird** 1 hour ago
All true apes will be at ape fest to meet each other make sure to go.
👍 🗑️ REPLY
-  **Jerry Lumbaker** 1 hour ago
Lots of FUD on reddit on Amcstock about ape fest just ignore the noise. True apes will be supporting ape fest! Will you be there ?
👍 🗑️ REPLY
-  **Lindsey Lohan** 1 hour ago
I'm going to ape fest to meet all of you wonderful APES! Anyone against ape fest is NOT a true ape.
👍 🗑️ REPLY
-  **Jerry Lumbaker** 1 hour ago
My fellow APES we must all come together and go to ape fest! Anyone saying otherwise is not a true ape
👍 🗑️ REPLY
-  **Hugh Driff** 1 hour ago
All true APES will be at ape fest! Do not disappoint or boycott the movement! Ignore the Reddit FUD!
👍 🗑️ REPLY
-  **Kevin Yale** 1 hour ago
We need to be at ape fest. All calls to cancel ape fest are from NON APES!
👍 🗑️ REPLY

Various PAID FUD videos:

<https://www.tiktok.com/@hellomatthewlong/video/7204669738427878699? r=1& t=8aEJ5KyYCx>

<https://www.reddit.com/r/amcstock/comments/ns3mga/amc dd compilation/>



**Boomer Town Bots
Back At It Again**



r/amcstock

u/BlackRockTime • 1h • i.redd.it



 3 Awards

\$AMC Yahoo finance writers must have psychic powers to know what will happen in the stock market THE NIGHT BEFORE it happens. Because, I mean, the alternative is fraud—that couldn't be it..right Yahoo Finance ????? #AMC #APES #STOCKMARKET #MARKETMANIPULATION



Peter Hann CFA • Follower:in

Finance Professional

1 Std. • Bearbeitet • 



This happened a few times last year with AMC price moves.

How could someone at yahoo finance know what GME was going to do 12 hours before it happened?

A logical conclusion is that they prewrote the story and it was accidently released early, but again how would they know the prices? Is market maker control over the pricing of GME so exact they can confidently tell someone in the media exactly what the price action would be? And why would they pass this information along in the first place?

I'm waiting for a better explanation but for now I'm left with non sensical conspiracy theories.

EXHIBIT FOIA



UNITED STATES
SECURITIES AND EXCHANGE COMMISSION

STATION PLACE
100 F STREET, NE
WASHINGTON, DC 20549-2465

Office of FOIA Services

November 4, 2022



This is the final response to your October 5, 2022 request for "information regarding a security under the ticker APE that had 43 million failure to delivers on the first day of trading. Which broker traded this particular security without having located them from the transfer agent."

Access is denied to the Fails-to-Deliver data that is responsive to your request. This data is being withheld under 5 U.S.C. § 552(b)(4). Exemption 4 of the FOIA protects "trade secrets and commercial or financial information obtained from a person [that is] privileged or confidential." Please be advised that I have considered the foreseeable harm standard in preparing this response.

I am the deciding official with regard to this determination. You have the right to appeal my decision to the SEC's General Counsel under 5 U.S.C. § 552(a)(6), 17 CFR § 200.80(f)(1). The appeal must be received within ninety (90) calendar days of the date of this adverse decision. Your appeal must be in writing, clearly marked "Freedom of Information Act Appeal," and should identify the requested records. The appeal may include facts and authorities you consider appropriate.

You may file your appeal by completing the online Appeal form located at https://www.sec.gov/forms/request_appeal, or mail your appeal to the Office of FOIA Services of the Securities and Exchange Commission located at Station Place, 100 F Street NE, Mail Stop 2465, Washington, D.C. 20549, or deliver it to Room 1120 at that address.



UNITED STATES
SECURITIES AND EXCHANGE COMMISSION
STATION PLACE
100 F STREET, NE
WASHINGTON, DC 20549-2465

Office of FOIA Services

August 10, 2021

[REDACTED]

Re: Freedom of Information Act (FOIA), 5 U.S.C. § 552
Request No. 21-[REDACTED]-FOIA

Dear Mr. [REDACTED]:

This letter responds to your request, dated May 1, 2021 and received in this office on May 3, 2021, for "for any documents where Citadel [Securities] is the subject of or one of the subjects thereof" from January 1, 2021 to May 5, 2021. You also submitted a request for expedited processing with this request.

By letter dated May 5, 2021, our office rendered a decision on your expedited treatment request.

We are withholding records that may be responsive to your request under 5 U.S.C. § 552(b)(7)(A). This exemption protects from disclosure records compiled for law enforcement purposes, the release of which could reasonably be expected to interfere with enforcement activities. Since Exemption 7(A) protects the records from disclosure, we have not determined if other exemptions apply. Therefore, we reserve the right to assert other exemptions when Exemption 7(A) no longer applies.

It is the general policy of the Commission to conduct its investigations on a non-public basis. Thus, subject to the provisions of FOIA, the Commission does not disclose the existence or non-existence of an investigation or information gathered unless made a matter of public record in proceedings brought before the Commission or in the courts. Accordingly, the assertion of this exemption should not be construed as an indication by the Commission or its staff that any violations of law have occurred with respect to any person, entity, or security.

I am the deciding official with regard to this adverse determination. You have the right to appeal my decision to the SEC's General Counsel under 5 U.S.C. § 552(a)(6), 17 CFR §

This letter is in response to your request, dated and received in this office on May 3, 2022, for an analysis of current and prior FTD's held by the DTCC for the Company GameStop Corporation (ticker symbol: GME) going back to September 1, 2020.

The Freedom of Information Act establishes a statutory scheme for the public to use in making requests for agency records.¹ It does not require agencies to create new records or to conduct legal research, analyze data or answer questions when responding to requests.

Based on the information you provided in your letter, we conducted a thorough search of the SEC's various systems of records, but did not locate or identify any information responsive to your request.

If you still have reason to believe that the SEC maintains the type of information you seek, please provide us with additional information, which could prompt another search. Otherwise, we conclude that no responsive information exists and we consider this request to be closed.

You have the right to appeal the adequacy of our search or finding of no responsive information to the SEC's General Counsel under 5 U.S.C. § 552(a)(6), 17 CFR § 200.80(f)(1). The appeal must be received within ninety (90) calendar days of the date of

¹ See 5 U.S.C. § 552(a)(3)(A).

First Name

Middle Name

Last Name

Suffix

Email

Phone

Location

Domestic Address

Address Line 1

Address Line 2

City

State

Postal

Agreement to Pay

How you will pay

Proof Of Affiliation for Fee Waiver

Waiver Explanation

I believe market manipulation cost me unrealized financial losses by the constraints of Robinhood Brokerage by limiting GME stock purchases beginning on 1/28/21 and false reporting documentation due to financial ties to CITADEL Capital as the clearing house for this brokerage as their company had invested \$3B+ into Citreon Investments which implemented a short position after the stock price rose dramatically due to market demand.

Financial records of true short contracts held currently are a priority as well.

By providing false information to influence market behavior this would break SEC regulations, however the fine would be small comparable to their losses if false information causes this "shorted" share to be artificially lowered through short ladder trading techniques allowing Citreon to close their positions with minimal losses.

This is the exact behavior that drove the 2008 financial crisis. Your organization held its independence against domestic adversaries in top ranking government positions during the last administration. I have hope you have begun investigating a malignant financial market manipulation that has caused millions of average Americans to loose wealth due to this behavior.

Documentation Files

Non-Individual FOIA Request

Request Information



SECURITIES AND EXCHANGE COMMISSION
WASHINGTON, D.C. 20549

OFFICE OF THE
GENERAL COUNSEL

1 of 3

July 7, 2021

Via electronic mail

[Redacted]

Re: Appeal, Freedom of Information Act Request No. [Redacted] designated on
appeal as [Redacted]

Dear [Redacted]

This responds to your Freedom of Information Act (FOIA) appeal of the FOIA Officer's denial of your June 10, 2021 FOIA request for "[a]ll information, emails, and documents regarding past and present investigations into the trading of GameStop securities from January 1st, 2021 to June 9th, 2021." By letter dated June 11, 2021, the FOIA Officer denied your request pursuant to FOIA Exemption 7(A). On June 15, 2021, you filed this appeal challenging the FOIA Officer's invocation of Exemption 7(A). I have considered your appeal, and it is denied.

I have determined that the FOIA Officer correctly asserted Exemption 7(A).¹ There is a two-step test to determine whether information is protected under Exemption 7(A), whether: (1) a law enforcement proceeding is pending or prospective, and (2) release of information about it could reasonably be expected to cause some articulable harm.² We have confirmed with Division of Enforcement staff that the investigation from which you seek records is still active and ongoing.³

¹ Exemption 7(A) authorizes the withholding of "records or information compiled for law enforcement purposes, but only to the extent that production of such law enforcement records or information ... could reasonably be expected to interfere with enforcement proceedings." 5 U.S.C. § 552(b)(7)(A).

² See, e.g., *NLRB v. Robbins Tire & Rubber Co.*, 437 U.S. 214, 224 (1978) (holding that the government must show how records "would interfere with a pending enforcement proceeding"); *Juarez v. Dep't of Justice*, 518 F.3d 54, 58-59 (D.C. Cir. 2008) (explaining that government must show that its ongoing law enforcement proceeding could be harmed by premature release of evidence or information).

³ See *OKC Corp. v. Williams*, 489 F. Supp. 576 (N.D. Tex. 1980) (SEC is not required to disclose requested materials directly tied to a pending investigation); *Nat'l Pub. Radio v. Bell*, 431 F. Supp. 509, 514-15 (D.D.C. 1977) (Congress intended that Exemption 7(A) would apply where disclosure may impede any necessary investigation prior to court proceedings); *Robbins Tire*, 437 U.S. at 232 (Congress intended that Exemption 7(A) would apply "whenever the Government's case in court ... would be harmed by the premature release of evidence or

You assert that "at least a partial release of documents regarding these investigations is warranted and [you] fail to see how a[n] either a partial or full release would reasonably interfere with current and future enforcement proceedings." Under Exemption 7(A), an agency may withhold records if they come within categories of records whose disclosure would generally interfere with enforcement proceedings.⁴ We have confirmed with Division of Enforcement staff that the documents you seek come within categories whose disclosure could be reasonably expected to cause harm to the ongoing and active enforcement proceedings because, among other things, individuals and entities of interest in the underlying investigation could fabricate evidence, influence witness testimony and/or destroy or alter certain documents.⁵ Public release of the records sought could also hinder the ongoing investigation by revealing cooperation

F. Supp. 2d 40, 52 (D.D.C. 2006) (release of records regarding alleged misuse of tribal gaming revenues during investigation could allow targets to ascertain direction of investigations, to identify potential charges to be brought, and to expose state and nature of current investigations, thereby undermining federal investigations); *Suzhou Yuanda Enter. Co. v. Customs and Border Prot.*, 404 F. Supp. 2d 9, 14 (D.D.C. 2005) (release of information "would interfere with an agency investigation [by] informing the public of the evidence sought and scrutinized by this type of investigation"); *Elec. Privacy Info. Ctr. v. DHS*, 384 F. Supp. 2d 100, 119 (D.D.C. 2005) ("release of this information could undermine the effectiveness" of agency's investigation); *Judicial Watch v. Dep't of Justice*, 306 F. Supp. 2d 58, 75-76 (D.D.C. 2004) (release of documents during course of investigation could damage agency's ability to obtain information); *Lynch v. Dep't of the Treasury*, 210 F.3d 384, at *2 (9th Cir. 2000) (unpublished table decision) (agency declarations "made clear" that release of records could harm "efforts at corroborating witness statements . . . alert potential suspects . . . [and] interfere with surveillance"); *Solar Sources*, 142 F.3d at 1039 (disclosure could interfere by revealing "scope and nature" of investigation); *Amnesty Int'l v. CIA*, 728 F. Supp. 2d 479, 526-27 (S.D.N.Y. 2010) (disclosure of information in open investigations would reveal what individuals and activities were under investigation, what evidence had been collected, and compromise confidentiality of investigation; such disclosures were "'precisely the kind of interference that Congress . . . want[ed] to protect against'" (quoting *Robbins Tire*, at 247)).

⁷ I further find that it is reasonably foreseeable that disclosure of the withheld records would harm interests protected by Exemption 7(A) because such a disclosure could compromise ongoing enforcement proceedings.

2

Finally, you assert that you "have the right to at least know the volume of records that pertain to my request." The FOIA requires agencies, in denying a request, to "make a reasonable effort to estimate the volume" of withheld records "unless providing such estimate would harm an interest protected by the exemption . . . to which the denial is made."⁸ We are unable to provide you with an estimated volume of withheld records because doing so could cause harm to the ongoing enforcement proceedings for which you seek records.

Please be aware that my decision to affirm the FOIA Officer's assertion of Exemption 7(A) should not be construed as an indication by the Commission or its staff that any violations of law have occurred with respect to any person, entity, or security. As Exemption 7(A) precludes the release of the information at this time, no determination has been made concerning the applicability of any other FOIA exemptions. The Commission reserves the right to review the information to assert any other exemption when Exemption 7(A) is no longer applicable.⁹

You have the right to seek judicial review of my determination by filing a complaint in the United States District Court for the District of Columbia or in the district where you reside or have your principal place of business.¹⁰ Voluntary mediation services as a non-exclusive alternative to litigation are also available through the National Archives and Records Administration's Office of Government Information Services (OGIS). For more information, please visit www.archives.gov/ogis or contact OGIS at ogis@nara.gov or 1-877-684-6448. If you have any questions concerning my determination, please contact [REDACTED] Senior Counsel, at [REDACTED].

For the Commission
by delegated authority,

[REDACTED]

Assistant General Counsel for
Litigation and Administrative Practice



UNITED STATES
SECURITIES AND EXCHANGE COMMISSION

STATION PLACE
100 F STREET, NE
WASHINGTON, DC 20549-2465

Office of FOIA Services

October 31, 2022

Re: Freedom of Information Act (FOIA), 5 U.S.C. § 552
Request No.

Dear

This letter is an acknowledgment of your FOIA request dated and received in this office on , for records regarding SEC Submissions.

Your request has been assigned tracking number . Your request will be assigned to a Research Specialist for processing and you will be notified of the findings as soon as possible. If you do not receive a response after thirty business days from when we received your request, you have the right to seek dispute resolution services from an SEC FOIA Public Liaison or the Office of Government Information Services (OGIS). A list of SEC FOIA Public Liaisons can be found on our agency website at <https://www.sec.gov/oso/contact/foia-contact.html>. OGIS can be reached at 1-877-684-6448 or [Archives.gov](https://www.archives.gov) or via email at ogis@nara.gov.

In the interim, if you have any questions about your request, you may contact this office by calling (202) 551-7900, or sending an e-mail to foiapa@sec.gov. Please refer to your tracking number when contacting us.

For additional information, please visit our website at www.sec.gov and follow the FOIA link at the bottom.

Sincerely,

Office of FOIA Services

Request ID	Requester Name	Organization	Requester Category	Request Description
request type:FOIA				
21-00804-FOIA	Ralphs, Christopher S	-	Other	all communication between the SEC and Melvin Capital, Citadel or their representatives regarding the stock Gamestop (GME)
21-00808-FOIA	Murphy, John F	-	Other	all SEC correspondence to NSCC advising online trading platform Robinhood to pony up \$700million and stop selling Gamestop stock
21-00818-FOIA	Hernandez, Karina	-	Other	Internal communications and consumer complaints about Wall Street Bets and GameStop, Reddit.com, stonk, meme stocks, GME, Deep Fucking Value
21-00825-FOIA	Knight, Sam	The District Sentinel	Commercial Organiz	Reddit
21-00828-FOIA	Cherney, Max A	Barron's	News Media	GameStop Corp (ticker: GME)
21-00835-FOIA	Cherney, Max A	Barron's	News Media	records generated after Jan. 15, 2021 through the date this request is processed related to the reddit group "WallStreetBets" which can be found at the URL: https://www.reddit.com/r/wallstreetbets/
21-00838-FOIA	Saltzberg, Adrien	MackRock News	News Media	Robinhood
21-00837-FOIA	Saltzberg, Adrien	MackRock News	News Media	Robinhood Financial
21-00865-FOIA	Platt, Alexander I	University of Kansas	Educational or Non-C	Whistleblower award data
21-00947-FOIA	Morse, Jack	Mashable	News Media	consumer complaints that mention Robinhood
21-01013-FOIA	York, Jennifer O	-	Other	SEC Charges against Robinhood
21-01028-FOIA	Levitova, Hannah	-	News Media	Robinhood Financial, LLC (Administrative Proceeding File No. 3-20171)
21-01030-FOIA	Werning, Courtney	Meyer Wilson Co, LP	Commercial Organiz	Robinhood and its affiliates
21-00751-FOIA	Ostroff, Catlin	The Wall Street Journ	News Media	any "tips, complaints or referrals" mentioning Chamath Palihapitiya and trading activity in GameStop (Ticker: GME) between Jan. 24, 2021, and Jan. 27, 2021
21-00773-FOIA	Saltzberg, Adrien	MackRock News	News Media	Gamestop
21-00779-FOIA	Gregorio, Alex	-	Other	any internal communications or communications with third parties (excluding any other complaints) relating to discussions regarding market manipulation around Gamestop (GME) price by brokerages or hedge funds on January 28th, 2021
21-00790-FOIA	Bailey, Kate	Judicial Watch	News Media	any and all records concerning, regarding, or relating to the purchase of GameStop (GME) and AMC stock by members of r/wallstreetbets (WSB)
21-00791-FOIA	Carter, Talesin M	-	Other	all documents related to investigating manipulation of the Gamestop \$GME security
21-00792-FOIA	Premack, Rachel	MackRock News	News Media	internal communications containing the phrase "Wall Street Bets," "WallStreetBets," "Robinhood," or "GameStop" from Jan. 21 through Jan. 28
21-00794-FOIA	Pett, Matthew	MackRock News	News Media	emails sent to, from, or copied to addresses in the @sec.gov domain to and/or from addresses in the @reddit.com domain
21-00795-FOIA	Pett, Matthew	MackRock News	News Media	emails sent to, from, or copied to addresses in the @sec.gov domain containing a link to any page at the following domain: "reddit.com/r/wallstreetbets"
21-00796-FOIA	Pett, Matthew	MackRock News	News Media	emails sent to, from, or copied to addresses in the @sec.gov domain containing the non-case-sensitive string "stonk"
21-00797-FOIA	Pett, Matthew	MackRock News	News Media	emails sent to, from, or copied to addresses in the @sec.gov domain containing the following non-case-sensitive word: "DeepFuckingValue"
21-00722-FOIA	Schneider, Jared	Pomerantz LLP	Commercial Organiz	all documents and communications concerning the direct listing of Slack Technologies Inc. ("Slack") regarding Citadel Securities LLC's ("Citadel") direct listing as its designated market maker, the trading of Slack shares on June 20, 2019; Slack's policy for complying with NYSE rules' any sales of restricted or unregist
21-00723-FOIA	Schneider, Jared	Pomerantz LLP	Commercial Organiz	communications regarding Citadel Securities LLC's ("Citadel") participation in Slack's direct listing as its designated market maker
21-00767-FOIA	Keating, Andrew	-	Other	Melvin Capital Management
21-01038-FOIA	Ospovich, Alexander	The Wall Street Journ	News Media	the report prepared for the Commission by SEC staff examining the impact of establishing the T+2 settlement cycle, and of potential impacts of moving to a shorter settlement cycle beyond T+2, which was required to be completed no later than Sept. 5, 2020, by the 2017 rule amendments in which the SEC adopted T
request type:triage				
-	Phinney-Gauthier, Ste	CheckFundManager L	Commercial Organiz	Melvin Capital LP
21-01303-T	Phinney-Gauthier, Ste	CheckFundManager L	Commercial Organiz	MELVIN CAPITAL MANAGEMENT LP
21-01033-T	Gavin, J. Patrick	Probes Reporter, LLC	News Media	Gamestop Corp



UNITED STATES
SECURITIES AND EXCHANGE COMMISSION
STATION PLACE
100 F STREET, NE
WASHINGTON, DC 20549-2045

Office of FOIA Services

August 23, 2021

[REDACTED]

Re: Freedom of Information Act (FOIA), 5 U.S.C. § 552
Request No. [REDACTED]

Dear [REDACTED]

This letter is an acknowledgment of your FOIA request dated and received in this office on August 19, 2021, for records regarding any and all documents, including, but not limited to, emails, memos, administrative orders, meeting minutes, etc., regarding the SEC's policies, whether internal, "word of mouth", or official, regarding the SEC's avoidance in implementing rules/enforcing rules in order to avoid causing or exacerbating a stock squeeze.

Your request has been assigned tracking number [REDACTED] FOIA. Your request will be assigned to a Research Specialist for processing and you will be notified of the findings as soon as possible. If you do not receive a response after thirty business days from when we received your request, you have the right to seek dispute resolution services from an SEC FOIA Public Liaison or the Office of Government Information Services (OGIS). A list of SEC FOIA Public Liaisons can be found on our agency website at <https://www.sec.gov/oso/contact/foia-contact.html>. OGIS can be reached at 1-877-684-6448 or ogis@para.gov or via email at ogis@para.gov.

In the interim, if you have any questions about your request, you may contact this office by calling [REDACTED] or sending an e-mail to foiapa@sec.gov. Please refer to your tracking number when contacting us.

For additional information, please visit our website at www.sec.gov and follow the FOIA link at the bottom.



UNITED STATES
SECURITIES AND EXCHANGE COMMISSION
STATION PLACE
100 F STREET, NE
WASHINGTON, DC 20549-2465

Office of FOIA Services

May 7, 2021

[REDACTED]

Re: Freedom of Information Act (FOIA), 5 U.S.C. § 552
Request No. [REDACTED]

[REDACTED]

This letter is our final response to your request, dated and received in this office on March 1, 2021, for information concerning all documents related to investigations or evaluations of the actions of FINRA from January 1, 2006 to present. Specifically, you requested "all documents related to investigations or evaluations of the actions of FINRA, including the evaluation of the ramifications of approving its formation in 2007."

You also submitted a request for a fee waiver with this request. By letter dated March 3, 2021, we addressed your fee waiver request.

We have determined to withhold records that may be responsive to your request under 5 U.S.C. § 552(b)(8). This exemption protects from disclosure records contained in or related to examination, operating, or condition reports prepared by, on behalf of, or for the use of an agency responsible for the regulation or supervision of financial institutions.

I am the deciding official with regard to this adverse determination. You have the right to appeal my decision to the SEC's General Counsel under 5 U.S.C. § 552(a)(6), 17 CFR § 200.80(f)(1). The appeal must be received within ninety (90) calendar days of the date of this adverse decision. Your appeal must be in writing, clearly marked "Freedom of Information Act Appeal," and should identify the requested records. The appeal may include facts and authorities you consider appropriate.



UNITED STATES
SECURITIES AND EXCHANGE COMMISSION
STATION PLACE
100 F STREET, NE
WASHINGTON, DC 20549-2465

Office of FOIA Services

April 27, 2021

[REDACTED]

Re: Freedom of Information Act (FOIA), 5 U.S.C. § 552
Request No. [REDACTED]

[REDACTED]

This letter is in response to your request, dated and received in this office on April 23, 2021, seeking investigation records from January 1, 2021 to April 23, 2021 concerning Citadel Securities/Citadel Holdings.

Reference is also made to our letter dated April 26, 2021, in which we addressed your request for expedited processing. Also we advised you that since your request contained multiple subjects we divided it into two (2) separate requests, as follow.

- Request No. [REDACTED] (Citadel Securities)
- Request No. [REDACTED] (Citadel Holdings)

This letter only responds to Request No. [REDACTED] regarding Citadel Holdings.

Based on the information you provided in your letter, we conducted a thorough search of the SEC's various systems of records, but did not locate or identify any information responsive to your request.

If you still have reason to believe that the SEC maintains the type of information you seek, please provide us with additional information, which could prompt another search. Otherwise, we conclude that no responsive information exists and we consider this request to be closed.



UNITED STATES
SECURITIES AND EXCHANGE COMMISSION
STATION PLACE
100 F STREET, NE
WASHINGTON, DC 20549-2465

Office of FOIA Services

May 26, 2021

[REDACTED]

Re: Freedom of Information Act (FOIA), 5 U.S.C. § 552
Request No. [REDACTED]

Dear [REDACTED]

This letter is in response to your request, dated and received in this office on April 23, 2021, seeking investigation records from January 1, 2021 to April 23, 2021 concerning Citadel Securities/Citadel Holdings.

Reference is also made to our letter dated April 26, 2021, in which we addressed your request for expedited processing. Also we advised you that since your request contained multiple subjects we divided it into two (2) separate requests, as follow.

- Request [REDACTED] (Citadel Securities)
- Request [REDACTED] (Citadel Holdings)

This letter only responds to Request No. [REDACTED] regarding Citadel Securities.

Based on the information you provided in your letter, we conducted a thorough search of the SEC's various systems of records, but did not locate or identify any information responsive to your request.

If you still have reason to believe that the SEC maintains the type of information you seek, please provide us with additional information, which could prompt another search. Otherwise, we conclude that no responsive information exists and we consider this request to be closed.

You have the right to appeal the adequacy of our search or finding of no responsive information to the SEC's General Counsel under 5 U.S.C. § 552(a)(6), 17 CFR § 200.80(f)(1). [REDACTED]

[REDACTED]



UNITED STATES
SECURITIES AND EXCHANGE COMMISSION
STATION PLACE
100 F STREET, NE
WASHINGTON, DC 20549-2465

Office of FOIA Services

July 26, 2021

[REDACTED]
[REDACTED]
Asheville, NC 28804

Re: Freedom of Information Act (FOIA), 5 U.S.C. § 552
Request No. **21-02239-FOIA**

Dear Mr. [REDACTED]:

This letter is in response to your request, dated and received in this office on July 7, 2021, for "all 2021 13-F and related documents, including public, confidential, and otherwise," concerning Melvin Capital Management, from January 1, 2021 to July 7, 2021. This letter refers to our response of July 12, 2021, in which we addressed your fee waiver request.

The records you requested are publicly available on our website at www.sec.gov. The instructions to access the records you are seeking are as follows:

- 1) Click "Company Filings" in the upper right-hand corner of the [SEC homepage](#);
- 2) Type in the company's name or CIK number under "Company and Person Lookup" and click "Search";
- 3) If more than one company name appears, click the CIK number of the company of interest to you;
- 4) For each filing of interest to you, select "Documents" under the "Format" column; and
- 5) Select the red hyperlink for each filing under the "Document" column to view that filing.

Please note that you can search for different types of filings (e.g., Form 10-K, 13F, etc.) by searching in the "Filing Type" box in the "Filter Results" area. You may also visit the [SEC's public EDGAR page](#) for additional information and instructions for searching the EDGAR database. In addition, the forms should reflect whether confidential treatment (CT) has been requested and whether CT has expired, etc. Instructions pertaining to Form 13F are available at the following link, <https://www.sec.gov/about/forms/form13f.pdf>.



UNITED STATES
SECURITIES AND EXCHANGE COMMISSION
STATION PLACE
100 F STREET, NE
WASHINGTON, DC 20549-2465

Office of FOIA Services

October 12, 2021



Re: Freedom of Information Act (FOIA), 5 U.S.C. § 552
Request No. [REDACTED]-00069-FOIA

Dear [REDACTED]:

This letter is an acknowledgment of your FOIA request dated October 11, 2021, and received in this office on October 12, 2021, for records regarding transcript, or meeting minutes, or a transcription of an electronic recording disclosing the identity of each speaker of the closed meeting that occurred on May 13, 2021 at 2 pm ET.

Your request has been assigned tracking number [REDACTED]-00069-FOIA. Your request will be assigned to a Research Specialist for processing and you will be notified of the findings as soon as possible. If you do not receive a response after thirty business days from when we received your request, you have the right to seek dispute resolution services from an SEC FOIA Public Liaison or the Office of Government Information Services (OGIS). A list of SEC FOIA Public Liaisons can be found on our agency website at <https://www.sec.gov/oso/contact/foia-contact.html>. OGIS can be reached at 1-877-684-6448 or [Archives.gov](https://www.archives.gov) or via email at ogis@nara.gov.

In the interim, if you have any questions about your request, you may contact this office by calling (202) 551-7900, or sending an e-mail to foiapa@sec.gov. Please refer to your tracking number when contacting us.

For additional information, please visit our website at www.sec.gov and follow the FOIA link at the bottom.

Sincerely,

Office of FOIA Services



UNITED STATES
SECURITIES AND EXCHANGE COMMISSION
STATION PLACE
100 F STREET, NE
WASHINGTON, DC 20549-2465

Office of FOIA Services

November 24, 2021



Re: Freedom of Information Act (FOIA), 5 U.S.C. § 552
Request No. [REDACTED]-00069-FOIA

Dear [REDACTED]

This letter responds to your request, dated October 11, 2021 and received in this office on October 12, 2021, for access to transcripts, meeting minutes, or a transcription of an electronic recording disclosing the identity of each speaker of the closed meeting that occurred on May 13, 2021 at 2 pm Eastern Standard Time.

We are withholding records that may be responsive to your request under 5 U.S.C. § 552(b)(5). Under Exemption 5, we are withholding records that were prepared in anticipation of litigation, form an integral part of the pre-decisional process, and/or contain advice given to the Commission or senior staff by the Commission's attorneys or under a consultant corollary. This material is protected from release by the attorney work-product, deliberative process and/or attorney-client privileges embodied in Exemption 5.

I am the deciding official with regard to this adverse determination. You have the right to appeal my decision to the SEC's General Counsel under 5 U.S.C. § 552(a)(6), 17 CFR § 200.80(f)(1). The appeal must be received within ninety (90) calendar days of the date of this adverse decision. Your appeal must be in writing, clearly marked "Freedom of Information Act Appeal," and should identify the requested records. The appeal may include facts and authorities you consider appropriate.

You may file your appeal by completing the online Appeal form located at https://www.sec.gov/forms/request_appeal, or mail your appeal to the Office of FOIA Services of the Securities and Exchange Commission located at Station Place, 100 F Street NE,



UNITED STATES
SECURITIES AND EXCHANGE COMMISSION
STATION PLACE
100 F STREET, NE
WASHINGTON, DC 20549-2465

Office of FOIA Services

June 11, 2021

[REDACTED]

Re: Freedom of Information Act (FOIA), 5 U.S.C. § 552
Request No. [REDACTED]

Dear [REDACTED]

This letter responds to your request, dated and received in this office on June 10, 2021, for all information, emails, and documents regarding past and present investigations into the trading of GameStop securities from January 1, 2021 to June 9, 2021.

We are withholding records that may be responsive to your request under 5 U.S.C. § 552(b)(7)(A). This exemption protects from disclosure records compiled for law enforcement purposes, the release of which could reasonably be expected to interfere with enforcement activities. Since Exemption 7(A) protects the records from disclosure, we have not determined if other exemptions apply. Therefore, we reserve the right to assert other exemptions when Exemption 7(A) no longer applies.

It is the general policy of the Commission to conduct its investigations on a non-public basis. Thus, subject to the provisions of FOIA, the Commission does not disclose the existence or non-existence of an investigation or information gathered unless made a matter of public record in proceedings brought before the Commission or in the courts. Accordingly, the assertion of this exemption should not be construed as an indication by the Commission or its staff that any violations of law have occurred with respect to any person, entity, or security.

[REDACTED]

[REDACTED]



Disclosure Insight® / Probes Reporter®

@direports



SEC investigation of \$AMC confirmed on 22-Aug-2022. Timing of SEC responses to us suggests management may have known about an SEC probe since at least Jun-2022. This was well before the first \$APE-related announcement, dated 04-Aug-2022. (Published for clients on 31-Aug-2022).



UNITED STATES
SECURITIES AND EXCHANGE COMMISSION
WASHINGTON, D.C. 20549

OFFICE OF THE
GENERAL COUNSEL

Stop 9613

August 22, 2022

Via electronic mail

[Redacted]

[Redacted]

Probes Reporter
P.O. Box 47331
Plymouth, MN 55447



Re: Appeal, Freedom of Information Act Request No. 22-01815-T, designated on appeal as No. 22-00486-APPS

Dear Mr. Gavin:

This responds to your Freedom of Information Act (FOIA) appeal of the FOIA Officer's denial of your March 31, 2022 FOIA request for certain investigative records concerning AMC Entertainment Holdings, Inc. that the Commission has generated since March 31, 2020. By letter dated June 13, 2022, the FOIA Officer denied your request pursuant to FOIA Exemption 7(A). On July 22, 2022, you filed this appeal challenging the FOIA Officer's invocation of Exemption 7(A). I have considered your appeal, and it is denied.

EXHIBIT GRANDFATHERED

"Grandfathered Securities" - This refers to securities that were issued prior to the enactment of the Securities Act of 1933, which established the SEC. These securities are exempt from certain registration and disclosure requirements that apply to newer securities.

"Grandfathered Broker-Dealers" - Broker-dealers who were registered with the SEC prior to the enactment of the Securities Exchange Act of 1934 are generally exempt from certain regulations that apply to newer broker-dealers.

"Grandfathered Investment Advisers" - Investment advisers who were registered with the SEC prior to the enactment of the Investment Advisers Act of 1940 are generally exempt from certain regulations that apply to newer investment advisers.

"Grandfathered Investment Companies" - Investment companies that were in operation prior to the enactment of the Investment Company Act of 1940 are generally exempt from certain regulations that apply to newer investment companies.

"Grandfathered Listing Standards" - This refers to listing standards for securities exchanges that were in effect prior to the SEC's adoption of the national market system in 1975. These standards are generally exempt from certain requirements that apply to newer listing standards.

"Grandfathered Municipal Securities" - Certain municipal securities that were issued prior to 1975 are exempt from certain regulations that apply to newer municipal securities.

"Grandfathered Derivatives Transactions" - Certain derivatives transactions that were entered into prior to the enactment of the Dodd-Frank Wall Street Reform and Consumer Protection Act in 2010 are generally exempt from certain regulatory requirements that apply to newer derivatives transactions.

"Grandfathered Short Swing Profits" - This refers to profits made by insiders (such as officers, directors, and large shareholders) on trades of company stock held for less than six months. Under the Securities Exchange Act of 1934, insiders are required to disgorge any short swing profits made on their company's stock. However, certain transactions made prior to May 27, 1968, may be exempt from this requirement.

"Grandfathered Foreign Private Issuers" - This refers to foreign companies that meet certain criteria and are exempt from certain regulations that apply to U.S. companies. For example, foreign private issuers are generally exempt from certain reporting requirements under the Securities Exchange Act of 1934.

"Grandfathered Venture Capital Funds" - This refers to certain investment funds that are exempt from registration under the Investment Company Act of 1940, provided they meet certain criteria. These criteria include investing at least 80% of their assets in qualifying investments (such as private companies), and limiting the amount of leverage used in their portfolios.

"Grandfathered Hedge Funds" - This refers to certain investment funds that are exempt from registration under the Investment Company Act of 1940, provided they meet certain criteria. These criteria include limiting the number of investors in the fund and the types of investors who can participate.

"Grandfathered Broker-Dealer Activities" - This refers to certain activities of broker-dealers that are exempt from registration under the Securities Exchange Act of 1934, provided they meet certain criteria. For example, brokers who engage in certain limited activities (such as effecting transactions with institutional investors) may be exempt from registration.

"Grandfathered Rule 15a-6" - This refers to a rule that allows foreign broker-dealers to engage in certain limited activities with U.S. customers without registering with the SEC. This rule was originally adopted in 1989, and certain activities that were permissible under the rule at that time may be exempt from more recent regulations.

"Grandfathered SEC Rule 10b-18" - This rule provides a safe harbor for companies to engage in certain types of stock repurchases without violating insider trading laws. The rule was adopted in 1982 and certain practices that were permissible under the rule at that time may be exempt from more recent regulations.

"Grandfathered Stock Options" - This refers to certain types of employee stock options that were granted prior to changes in accounting standards or tax laws. For example, some stock options granted prior to 2006 may be subject to more favorable tax treatment than options granted under current law.

"Grandfathered Municipal Securities" - This refers to certain types of municipal securities that are exempt from registration under the Securities Act of 1933. For example, some securities that were issued prior to the adoption of certain registration requirements may be exempt from these requirements.

"Grandfathered Section 28(e) Safe Harbor" - This safe harbor provides protection for investment advisers who use client commissions to pay for research and brokerage services. The safe harbor was adopted in 1975 and certain practices that were permissible under the rule at that time may be exempt from more recent regulations.

"Grandfathered Rule 144A" - This rule provides a safe harbor for certain private resales of securities to qualified institutional buyers. The rule was adopted in 1990 and certain practices that were permissible under the rule at that time may be exempt from more recent regulations.

"Grandfathered Private Placement Exemptions" - This refers to certain types of private securities offerings that are exempt from registration under the Securities Act of 1933. For example, some offerings that were made prior to the adoption of certain registration requirements may be exempt from these requirements.

"Grandfathered Penny Stock Rules" - These rules were adopted in 1991 and provide requirements for broker-dealers that trade in penny stocks, which are low-priced, speculative securities. Certain practices that were permissible under the rules at that time may be exempt from more recent regulations.

"Grandfathered Regulation D Offerings" - This refers to certain types of private securities offerings that are exempt from registration under Regulation D of the Securities Act of 1933. For example, some offerings that were made prior to the adoption of certain registration requirements under Regulation D may be exempt from these requirements.

"Grandfathered Municipal Advisors" - This refers to certain types of municipal advisors that are exempt from registration under the Securities Exchange Act of 1934. For example, some advisors that were providing services prior to the adoption of certain registration requirements may be exempt from these requirements.

"Grandfathered Regulation A Offerings" - This refers to certain types of securities offerings that are exempt from registration under Regulation A of the Securities Act of 1933. For example, some offerings that were made prior to the adoption of certain registration requirements under Regulation A may be exempt from these requirements.

"Grandfathered Investment Company Act Rules" - The Investment Company Act of 1940 provides certain exemptions from registration and other requirements for investment companies. Certain provisions of the Act that were in effect prior to certain amendments may be grandfathered and still apply to certain investment companies.

"Grandfathered Broker-Dealer Net Capital Rules" - These rules provide capital requirements for broker-dealers that engage in certain types of securities activities. Certain practices that were permissible under the rules at the time they were adopted may be exempt from more recent regulations.

"Grandfathered Disclosure Rules for Limited Partnerships" - The SEC provides certain exemptions from certain registration and disclosure requirements for limited partnerships that were in effect prior to certain amendments to the securities laws.

"Grandfathered SEC Reporting Requirements" - Certain companies that were public prior to the adoption of certain reporting requirements may be grandfathered and still subject to earlier disclosure requirements. For example, smaller public companies may be exempt from certain reporting requirements under the JOBS Act.

"Grandfathered Rules for Certain Securities Transactions" - Certain securities transactions that were in effect prior to certain regulatory changes may be grandfathered and still subject to earlier rules. For example, certain swap transactions may be exempt from certain new regulations under the Dodd-Frank Act.

"Grandfathered Rules for Certain Types of Securities Offerings" - Certain types of securities offerings that were in effect prior to the adoption of new regulatory requirements may be grandfathered and still subject to earlier rules. For example, certain offerings made under Rule 505 of Regulation D may be exempt from more recent changes to the rule.

"Grandfathered Rules for Certain Types of Investment Advisers" - Certain types of investment advisers that were in operation prior to certain regulatory changes may be grandfathered and still subject to earlier rules. For example, some smaller advisers may be exempt from certain registration requirements under the Dodd-Frank Act.

"Grandfathered Rules for Certain Types of Derivatives Contracts" - Certain types of derivatives contracts that were in effect prior to certain regulatory changes may be grandfathered and still subject to earlier rules. For example, certain swaps and options contracts may be exempt from certain new regulations under the Dodd-Frank Act.

"Grandfathered Rules for Certain Types of Securities Trading" - Certain types of securities trading that were in effect prior to certain regulatory changes may be grandfathered and still subject to earlier rules. For example, certain securities transactions made by specialists on the floor of the stock exchange may be exempt from certain new regulations.

"Grandfathered Rules for Certain Types of Mutual Funds" - Certain types of mutual funds that were in operation prior to certain regulatory changes may be grandfathered and still subject to earlier rules. For example, some smaller mutual funds may be exempt from certain disclosure requirements under the Investment Company Act.\

"Grandfathered Rules for Certain Types of Securities Exchanges" - Certain types of securities exchanges that were in operation prior to certain regulatory changes may be grandfathered and still subject to earlier rules. For example, some regional exchanges may be exempt from certain new requirements under the Securities Exchange Act.

"Grandfathered Rules for Certain Types of Hedge Funds" - Certain types of hedge funds that were in operation prior to certain regulatory changes may be grandfathered and still subject to earlier rules. For example, some hedge funds may be exempt from certain registration requirements under the Investment Advisers Act.

"Grandfathered Rules for Certain Types of Securities Offerings in Regulated Industries" - Certain types of securities offerings made by companies in regulated industries, such as energy or telecommunications, may be grandfathered and still subject to earlier rules. For example, certain offerings made by energy companies under Rule 144A may be exempt from certain new requirements.

"Grandfathered Rules for Certain Types of Investment Company Directors" - Certain types of investment company directors who were in office prior to certain regulatory changes may be grandfathered and still subject to earlier rules. For example, some independent directors of mutual funds may be exempt from certain new requirements under the Investment Company Act.

"Grandfathered Rules for Certain Types of Commodity Pools" - Certain types of commodity pools that were in operation prior to certain regulatory changes may be grandfathered and still subject to earlier rules. For example, certain commodity pools may be exempt from certain new requirements under the Commodity Exchange Act.

"Grandfathered Rules for Certain Types of Broker-Dealers" - Certain types of broker-dealers that were in operation prior to certain regulatory changes may be grandfathered and still subject to earlier rules. For example, some small broker-dealers may be exempt from certain new requirements under the Securities Exchange Act.

"Grandfathered Rules for Certain Types of Public Utilities" - Certain types of public utilities that were in operation prior to certain regulatory changes may be grandfathered and still subject to earlier rules. For example, some gas or electric utilities may be exempt from certain new requirements under the Public Utilities Holding Company Act.

"Grandfathered Rules for Certain Types of Investment Advisers" - Certain types of investment advisers that were in operation prior to certain regulatory changes may be grandfathered and still subject to earlier rules. For example, some investment advisers may be exempt from certain new requirements under the Investment Advisers Act.

"Grandfathered Rules for Certain Types of Securities Transactions" - Certain types of securities transactions that were conducted prior to certain regulatory changes may be grandfathered and still subject to earlier rules. For example, some securities transactions made before the adoption of new rules or amendments to existing rules may be exempt from the new requirements.

"Grandfathered Rules for Certain Types of Municipal Securities" - Certain types of municipal securities that were issued prior to certain regulatory changes may be grandfathered and still subject to earlier rules. For example, some municipal securities issued before the adoption of new rules under the Securities Exchange Act may be exempt from certain new requirements.

"Grandfathered Rules for Certain Types of Investment Companies" - Certain types of investment companies that were in operation prior to certain regulatory changes may be grandfathered and still subject to earlier rules. For example, some closed-end investment companies may be exempt from certain new requirements under the Investment Company Act.

"Grandfathered Rules for Certain Types of Securities Offerings" - Certain types of securities offerings that were made prior to certain regulatory changes may be grandfathered and still subject to earlier rules. For example, some securities offerings made before the adoption of new rules under the Securities Act may be exempt from certain new requirements.

"Grandfathered Rules for Certain Types of Exchanges" - Certain types of securities exchanges that were in operation prior to certain regulatory changes may be grandfathered and still subject to earlier rules. For example, some alternative trading systems may be exempt from certain new requirements under the Securities Exchange Act.

"Grandfathered Rules for Certain Types of Investment Vehicles" - Certain types of investment vehicles that were in operation prior to certain regulatory changes may be grandfathered and still subject to earlier rules. For example, some commodity pools or private funds may be exempt from certain new requirements under the Commodity Exchange Act or the Investment Advisers Act.

"Grandfathered Rules for Certain Types of Foreign Securities" - Certain types of foreign securities that were issued prior to certain regulatory changes may be grandfathered and still subject to earlier rules. For example, some foreign securities issued before the adoption of new rules under the Securities Act may be exempt from certain new requirements.

"Grandfathered Rules for Certain Types of Registrants" - Certain types of registrants with the SEC that were registered prior to certain regulatory changes may be grandfathered and still subject to earlier rules. For example, some investment advisers or

broker-dealers may be exempt from certain new requirements under the Investment Advisers Act or the Securities Exchange Act.

"Grandfathered Rules for Certain Types of Securities Offerings" - Certain types of securities offerings that were made prior to certain regulatory changes may be grandfathered and still subject to earlier rules. For example, some private placements of securities may be exempt from certain new requirements under the Securities Act.

"Grandfathered Rules for Certain Types of Shareholders" - Certain types of shareholders in public companies that were holding shares prior to certain regulatory changes may be grandfathered and still subject to earlier rules. For example, some shareholders may be exempt from certain new reporting requirements under the Securities Exchange Act.

"Grandfathered Rules for Certain Types of Trading Practices" - Certain types of trading practices that were in place prior to certain regulatory changes may be grandfathered and still subject to earlier rules. For example, some insider trading activities that occurred prior to the adoption of new rules under the Securities Exchange Act may be exempt from certain new requirements.


"Grandfathered Rules for Certain Types of Investment Advisers" - Certain types of investment advisers that were in operation prior to certain regulatory changes may be grandfathered and still subject to earlier rules. For example, some investment advisers may be exempt from certain new registration requirements under the Investment Advisers Act.

"Grandfathered Rules for Certain Types of Broker-Dealers" - Certain types of broker-dealers that were in operation prior to certain regulatory changes may be grandfathered and still subject to earlier rules. For example, some broker-dealers may be exempt from certain new requirements under the Securities Exchange Act relating to net capital, customer protection, or books and records.

"Grandfathered Rules for Certain Types of Derivatives" - Certain types of derivatives that were entered into prior to certain regulatory changes may be grandfathered and still subject to earlier rules. For example, some swaps and other over-the-counter derivatives may be exempt from certain new reporting and clearing requirements under the Dodd-Frank Wall Street Reform and Consumer Protection Act.

(Note: this is not an exhaustive list)

 **Juan Luciano** United States

 590 supporters

 Created Oct 15, 2021

Impeach **Gary Gensler**

Gary Gensler is an unelected official whose reckless actions towards crypto regulation are actively ponzi scheme that caused tons of losses, **Gensler** appears to be trying to save face through draconian measures, that even his peers disse...
[Read more](#)



 **Impeach Gary** United States

 15 supporters

 Created Feb 9, 2023

Petition to Nancy Pelosi, Joseph R. Biden, Tom Emmer

Stop the SEC & **Gary Gensler's** Attack on Innovation

The Securities and Exchange Commission and Chairman **Gary Gensler** must not be allowed to harm innovation of the internet era? We Just Want Clear and Uniform...
[Read more](#)



 **Jungle Inc** San Diego, CA, United States

 4,477 supporters

 Created Oct 6, 2021

Petition to AMC Entertainment


AMC Corruption ... **Gary Gensler** (SEC Chairman) Where are you?

Gary Gensler and the SEC need to take immediate action into the , AMC naked short selling, Darkpool manipulation, and overall blatant manipulation of AMC...
[Read more](#)



 **Charles Beckford** United States

 289 supporters

 Created Jul 19, 2021

Petition to **Gary Gensler**

BAN payment for order flow and suspend dark pool activity for abu...

Pioneered by financial fraudster Bernie Madoff, payment for order flow (PFOF) is the cost for market makers, such as Citadel, to route trades away from the NYSE...
[Read more](#)



 **Suo Mynona** United States

 62,892 supporters

 Created Oct 20, 2021

Stop **Gary Gensler** and SEC overreach!

It's time to come together Against the head of the SEC **Gary Gensler** and stop his blatant Government over reach! It doesnt matter if your left or right! **Gary Gensler** is attacking small investors like time to show the power of the people against...
[Read more](#)



Search petitions

Gary Gensler

Search

46 results

Investigate Gary Gensler and SEC

between the head of SEC Gary Gensler and or SEC with Hedge funds and institutions at the detriment of retail investors

[Read more](#)



Nathan Adae Oldham, United Kingdom

8 supporters

Created Feb 8, 2023

Petition to Gary Gensler

Comment on the SEC petition to use Rule 304a4 (Do not sign here, ...

(DO NOT DONATE TO THIS PETITION) We have officially been published to SEC website! Thank you so much for your support, the battle has now begun! Rather...

[Read more](#)

Petitions for Rulemaking Submitted to the SEC

Any person may request that the Commission issue, amend or repeal a rule of general application. Petitions must contain the text or substance of any proposed rule or amendment or specify the rule or portion of a rule requested to be revised. Persons submitting petitions must include a statement of their interest and/or reasons for requesting Commission action.

All petitions will be forwarded to the appropriate office or division of the Commission for consideration and recommendation. Following submission of the staff's recommendation to the Commission, petitioners will be notified of any action taken by the Commission.

For additional information please refer to the Commission's Rules of Practice, Rule 192 (17 CFR 201.192).

File No.	Date	Details
4-765	May 26, 2022	Rulemaking petition to require issuers to disclose their business dealings in and with the People's Republic of China. Submitted by: citic index
4-763	May 11, 2022	Rulemaking petition to revoke SEC Rule 304 (a)(4) to remove CFR and 60201 across all ATS dark pools for at least 14 days. Submitted by: the Retail Investor. (See also: CIVIL) SEC Release No. 21-13366
4-764	Apr. 14, 2022	Rulemaking petition requesting the Commission enact a rule

Sarah Smith United States

16,617 supporters

Created Apr 5, 2022

Petition to Gary Gensler

Retail Investors Demand Market Transparency! Please SEC, amend ...

Retail Investors demand more visibility into institutional trading and borrowing. Anyone investing over 1 billion dollars (i.e. hedge funds and other investment...

[Read more](#)



Pawel Chomicki Canada

16,273 supporters

Created Jan 28, 2021

Petition to President of the USA Joe Biden

Remove the SEC chairman Gary Gensler for hurting retail and crypt...

SEC chairman Gary Gensler is hurting retail and crypto investors in the US and all over the world to protect retail investors in GameStop and AMC cases is disturbi...

[Read more](#)



Adam S. Osnabrück, Deutschland

263 supporters

Created Dec 31, 2021

Search petitions

Gary Gensler

Search




46 results


Petition to US stock market manipulations should stop.

Gary Gensler must resign

/Failure_to_deliver Gary Gensler is complicit in criminal activities perpetrated by Citadel in naked short selling laws pertaining to naked short selling. If Gary...

[Read more](#)




 **Roy Ferneini** Connecticut, United States  4,526 supporters  Created Jan 4, 2022




Gary Gensler: Resign

, regarding the Securities and Exchange Commission (SEC) Chairman, Gary Gensler. It reads as follows and Exchange Commission (SEC) Chairman Gary Gensler could do something about it, but he seems not further damage." Forbes...

[Read more](#)

 **Sebastian Aguanno** Canada  148 supporters  Created Aug 25, 2022



International Connect to Congress - Investigate Gary Gensler and F...

that agency. The SEC's job is to protect investors, but Gary Gensler as chairman has failed to protect retail digital asset holders over and over. Now, evidence has emerged that proves that Gensler Gensler and his senior staff were meeting wit...

[Read more](#)

 **John E. Deaton** Providence, RI, United States  7,754 supporters  Created Nov 14, 2022



Petition to Retail Investors

Fire Gary Gensler as SEC Chairman for obstruction of justice and Co...

SEC Chairman Gary Gensler is complicit in criminal activities perpetrated by Citadel Securities, Citadel the Market Maker in naked short selling and dark pool...

[Read more](#)

 **Al From Boston** Boston, MA, United States  31,259 supporters  Created Nov 30, 2021



EXHIBIT CITADEL



U.S. SECURITIES AND
EXCHANGE COMMISSION

Search SEC.gov

COMPANY FILINGS

ABOUT | DIVISIONS & OFFICES | ENFORCEMENT | REGULATION | EDUCATION | FILINGS | NEWS

Newsroom

Press Releases

Speeches and
Statements

SEC Stories

Spotlight Topics

Media Kit

Press Contacts

Events

Webcasts

Media Gallery

▶ RSS Feeds

▶ Social Media

Press Release

Three Broker-Dealers to Pay More Than \$6 Million in Penalties for Providing Deficient Blue Sheet Data

**FOR IMMEDIATE RELEASE
2018-275**

Washington D.C., Dec. 10, 2018 — The Securities and Exchange Commission today announced that three broker-dealers have agreed to pay more than \$6 million to settle charges for providing the SEC with incomplete and inaccurate securities trading information in required SEC productions known as “blue sheet data,” which the SEC uses to carry out its enforcement and regulatory obligations, including the investigation of insider trading and other fraudulent activity.

According to the SEC’s orders, over a period of several years, Citadel Securities LLC, Natixis Securities Americas LLC, and MUFG Securities Americas Inc. each made numerous deficient blue sheet submissions containing inaccurate or missing data; incorrect order execution times that failed to adjust for time zone changes; and incorrect or missing exchange codes, transaction type identifiers, opposing broker number and contra-party identifiers. Citadel, the largest provider of blue sheet data of the firms charged today, submitted incorrect data for nearly 80 million trades while Natixis and MUFG submitted incorrect data for approximately 150,000 trades and 650,000 trades, respectively. These deficiencies largely stemmed from undetected coding errors. None of the firms had adequate processes designed to validate the accuracy of its submissions.

“We routinely use blue sheet data to detect wrongdoing and protect Main Street investors through our enforcement efforts,” said Kelly Gibson, Associate Regional Director of the SEC’s Philadelphia Regional Office. “Firms must be diligent and take seriously their obligations to provide accurate and complete data in response to our requests.”

The orders further found that each of the firms has engaged in remedial efforts to address the causes for its deficient submissions, including the retention of an outside consultant and the adoption of new policies and procedures for processing blue sheet requests.

Related Materials

- [SEC Order - Citadel Securities](#)
- [SEC Order - MUFG Securities Americas](#)
- [SEC Order - Natixis Securities Americas](#)

Three broker-dealers, Citadel Securities LLC, Natixis Securities Americas LLC, and MUFG Securities Americas Inc., have agreed to pay a total of over \$6 million to settle charges for providing deficient "blue sheet data" to the Securities and Exchange Commission (SEC). Blue sheet data is used by the SEC to investigate insider trading and other fraudulent activities. The deficiencies largely stemmed from undetected coding errors, and none of the firms had adequate processes in place to validate the accuracy of their submissions. The SEC found that each of the firms willfully violated broker-dealer books and records and reporting provisions. The firms admitted the findings and agreed to be censured and to pay penalties of \$3.5 million for Citadel, \$1.25 million for Natixis, and \$1.4 million for MUFG. The firms have engaged in remedial efforts to address the causes of their deficient submissions.

Dated:01/26/2023 Kenneth Griffin's Citadel Securities (MM) was found guilty of disrupting the market order with high-frequency trading in Korea & was fined 10 billion. This was reported by Yonhap News Agency, which is a major South Korean news agency.

Financial authorities fined 11.9 billion won for Citadel Securities for 'high-frequency market disruption'

delivery time | 2023-01-26 19:27



Reporter Lee Ji-heon
reporter page



Citadel Securities [Reuters Yonhap News photo]

(Seoul = Yonhap News) Reporter Lee Ji-heon = Citadel Securities, an affiliate of Citadel, a large US hedge fund, was found guilty of disrupting the market order with high-frequency trading in Korea and was fined 10 billion won.

The Securities and Futures Commission under the Financial Services Commission held a regular meeting on the 26th and announced that it had decided to impose a fine of 11.88 billion won on Citadel Securities for violating the Capital Markets Act.

According to the Securities and Exchange Commission, from October 2017 to May 2018, Citadel Securities was recognized for disrupting the market order in a total of 264 domestic stocks (a total of 6,796 trading sections) through the Seoul branch of Merrill Lynch Securities.

Citadel Securities is an American securities company famous for its high frequency trading (HFT) technique.

High-frequency trading, also called high-frequency trading, is a type of algorithmic trading technique in which a computer places a large number of orders in a short time.

With high-speed dedicated lines and high-performance computers, the ordering time is reduced to less than 1/1,000th of a second, and orders are placed hundreds to thousands of times per second at ultra-high speed.

The Securities and Exchange Commission said, "When comprehensively considering the purpose of regulating acts of disrupting the market order, the characteristics of the Korean stock market, and the trading time, frequency, and proportion, the consensus was that the trading patterns of Citadel Securities

hot news +

A 29-year-old Korean woman who cheated on her age and entered a high school in New Jersey... Arrested in three days



Controversy over woman's detention center after Young, male rapist sex change...



Finally transport key

Singer Sam Kim's father died in a robbery shooting in the United States...



Agency 'deep condolences'

Kang Shi-esp announces running for party representative...



'Statues of Lee Seung-man and Park Chung-hee in Gwangju' must


'Squid Game' reality show being filmed in England, famous 'Tok Tok'

Lee Kyu-hyun, from the national figure skating team, sentenced to 4 years in prison for attempted rape of a minor student

The late Shin Hae-chul, guilty of medical negligence again... 1 year imprisonment

Don't ask a woman passing by in Romans, hit her fist... 'Knockout Game' Doubts

AI Featured News



1 A fine of 11.9 billion won was imposed on Citadel Securities for 'high-frequency

2 With the entry into the security token system, securities companies are busy preparing for

3 Singer Sam Kim's father died in a robbery shooting in the United States...

Form 13F Summary Page

Report Summary:

Number of Other Included Managers: 1
Form 13F Information Table Entry Total: 17,973
Form 13F Information Table Value Total: 428,086,473,329
(thousands)

List of Other Included Managers:

Provide a numbered list of the name(s) and Form 13F file number(s) of all institutional investment managers with respect to which this report is filed, other than the manager filing this report.

[If there are no entries in this list, state "NONE" and omit the column headings and list entries.]

No.	Form 13F File Number	Name
1	28-18870	Citadel Securities GP LLC

Citadel, owner of the world's largest Market Maker, files an INCORRECT Q4 13F 2023 in the amount of \$428 TRILLION, later files CORRECTED version.

[https://www.reddit.com/r/Superstonk/comments/11fda3o/citadel owner of the worlds largest market maker/](https://www.reddit.com/r/Superstonk/comments/11fda3o/citadel_owner_of_the_worlds_largest_market_maker/)

[https://old.reddit.com/r/Superstonk/comments/11fh8dv/citadel advisors llc 13f value dropped 61b/](https://old.reddit.com/r/Superstonk/comments/11fh8dv/citadel_advisors_llc_13f_value_dropped_61b/)

Sp

Citadel Securities has had investor withdrawals of \$470,000,000 as of February 25th, 2022 per self-reported 2021 financial statement. Note 13: this was on the last page of the document at the very bottom. Important to note that the paragraph above states: "as at 31/12/21 net capital was \$2.29bn"... so \$470m out of that means since December they've lost 20.5% of their net capital.

<https://sec.report/Document/0001616344-21-000004/>

Bilateral OTC		
Equity contracts	95	109
Foreign exchange contracts	15	32
Total Bilateral OTC	110	141

Total gross derivative contracts \$ 458,252 \$ 470,510

The Company has concentration risk with respect to its derivative financial instruments. At December 31, 2021, BAML serves as clearing and prime broker for 95.65% of the Company's net derivative assets. See Note 8 for a discussion of credit risk and risk management.

The Company attempts to manage the risks associated with its derivative financial instruments along with its speculative investing activities in cash instruments as part of its overall risk management process (discussed in Note 8).

NOTE 10

Contracts with Customers

As of December 31, 2021, customer transactions consisted of:

Commissions

The Company receives commission payments monthly from CSIN for trade execution services provided (see Note 6). Commissions are recorded on a trade date basis as securities transactions occur.

Transaction Fees

The Company, in its capacity as a market maker, executes trades on behalf of its broker and dealer clients and is reimbursed by the clients for transaction fees incurred. The transaction fees are calculated based on the volume and type of trades executed by the Company and are billed monthly. Transaction fees are recognized on a trade date basis as securities transactions occur.

Trade Quoting Rebates

The Company earns rebates for quoting prices on certain securities on the New York Stock Exchange. The Company recognizes such rebates over time in the period when the trade quoting service is provided and payments are received quarterly.

NOTE 12

Regulatory Requirements

The Company is a registered broker and dealer subject to Rule 15c3-1 of the SEC, which specifies uniform minimum net capital requirements for its registrants. The Company has elected to use the alternative method as permitted by Rule 15c3-1. At December 31, 2021, net capital was \$2.29 billion in excess of the Company's required minimum net capital of \$1 million. In addition, the Company is subject to minimum capital requirements of exchanges and clearing corporations in which it is a member, which may exceed the minimum net capital requirements of the SEC.

The Company does not claim an exemption from the provisions of Rule 15c3-3 of the SEC. At December 31, 2021, the Company did not directly or indirectly receive, hold, or otherwise owe funds or securities for or to customers; did not carry accounts for or to customers; did not carry PAB accounts (as defined in Rule 15c3-3); and its business activities are limited to proprietary trading.


NOTE 13

Subsequent Events

The Company has performed an evaluation of subsequent events through February 25, 2022, which is the date the financial statement was available to be issued. Subsequent to December 31, 2021, the Company had capital withdrawals of \$470 million.

Effective January 1, 2022, the Company's cash advance agreement with CSLP was terminated and replaced with a revolving loan agreement. The revolving loan agreement matures on December 31, 2022, and has a commitment of \$1 billion. The loan bears interest at SOFR plus a spread, and is terminable by CSLP on 90 days' advance notice.

Effective January 1, 2022, CEAMER will continue to provide and Citadel Enterprise Americas Services LLC ("CEASC") and Citadel Securities Americas Services LLC ("CSASC"), both affiliates, will begin to provide administrative and investment-related services to the Company. The Company will reimburse CEAMER, CEASC, CSASC and their affiliates for direct and reimbursable administrative, general and operating expenses incurred by these entities on behalf of the Company.



2020 Citadel Securities Financial Statement, pg 11

Total gross derivative contracts	\$	329,209	\$	345,561
---	----	---------	----	---------

The Company has concentration risk with respect to its derivative financial instruments. At December 31, 2020, BAML serves as clearing and prime broker for 96.69% of the Company's net derivative assets. See Note 8 for a discussion of credit risk and risk management.

2021 Citadel Securities Financial Statement, pg 11

Total gross derivative contracts	\$	458,252	\$	470,510
---	----	---------	----	---------

The Company has concentration risk with respect to its derivative financial instruments. At December 31, 2021, BAML serves as clearing and prime broker for 95.65% of the Company's net derivative assets. See Note 8 for a discussion of credit risk and risk management.

2020/2021 Citadel Securities Financial Statement, pg 8

Credit Risk

Credit risk is the risk of losses due to the failure of a counterparty to perform according to the terms of a contract. Since the Company does not clear all of its own securities transactions, it has established accounts with other financial institutions for this purpose. This can, and often does, result in a concentration of credit risk with one or more of these institutions. A substantial portion of the Company's clearing and financing activities are with a Bank of America Merrill Lynch subsidiary ("BAML"). These positions are recorded at fair value under securities owned on the statement of financial condition. This results in a concentration of operational and credit risks with BAML. Such risk, however, is partially mitigated by the obligation of certain of these financial institutions to maintain minimum net capital and to segregate customers' funds and financial instruments from the financial institution's own holdings. The Company actively reviews and attempts

BAML =



BANK OF AMERICA



MERRILL LYNCH

Credit risk is the risk of losses due to the failure of a counterparty to perform according to the terms of a contract. Since the Company does not clear all of its own securities transactions, it has established accounts with other financial institutions for this purpose. This can, and often does, result in a concentration of credit risk with one or more of these institutions. A substantial portion of the Company's options, clearing and financing activities are with a Bank of America Merrill Lynch subsidiary ("BAML"). These positions are recorded at fair value under securities owned on the statement of financial condition. This results in a concentration of operational and credit risks with BAML. Such risk, however, is partially mitigated by the obligation of certain of these financial institutions to maintain minimum net capital and to segregate customers' funds and financial instruments from the financial institution's own holdings. The Company actively reviews and attempts to manage exposures to various financial institutions in an attempt to mitigate these risks. The Company also attempts to minimize this credit risk by carrying minimal excess collateral above any specific collateral requirement determined in accordance with the contractual terms between the Company and the relevant financial institution.

[PG 8](#), 2020 & 2021 Citadel Securities Financial Statements

Average Quarterly Notional

"...The average quarterly notional amount provides an indication of the volume of the Company's derivative activity..."

"The Company has concentration risk with respect to its derivative financial instruments. At December 31, 2020 BAML serves as clearing and prime broker for 96.69% of the Company's net derivative assets."

PG 11 2020 Citadel Securities Financial Statements

[\[2021:\]](#) Total gross derivative contracts \$ 458,252M \$ 470,510M

"The Company has concentration risk with respect to its derivative financial instruments. At December 31, 2021, BAML serves as clearing and prime broker for 95.65% of the Company's net derivative assets."

[PG 11](#) 2021 Citadel Securities Financial Statements

[\[2020:\]](#) Total gross derivative contracts \$ 329,209M \$ 345,561M

What does this mean? Why is this important? How does it directly connect? Bank of America is the 2nd Largest Bank in the United States. What does this mean? When Former SEC Chairman Michael Piowar brought up "what we worry about is if the banks fail" his argument is less strong. Was Bank Failure imminent on January 28 2021 because of Citadel / Point72 / Melvin Capital's Short position? Citadel / Point72 infused Melvin with \$2.7B mid crisis.

Note: Each clip blow, first, lays out the topic: Michael Piowar, Former SEC Chairman, questioning if Citadel's hypothetical collapse is a Systemic Risk leading to Cascading Bank Failure? This is done to refresh the viewer of the initial debate topic before each different speaker's rebuttal, including Mr. Piowar.

On Citadel's System Risk & Cascading Bank Failure:

Argument 1: [Former SEC Chairman, Michael Piowar on Systemic Risk / Bank Failure if Citadel Defaults](#)

Argument 2: [Alexis Goldstein on Systemic Risk / Bank Failure if Citadel Defaults](#)

Argument 3: [Dennis Kelleher on Systemic Risk / Bank Failure if Citadel Defaults](#)

Did Merrill PCO GME on January 28, 2021?

It's definitely murky to say the least as the company line conflicts with user reports and articles at the time (outside of bloomberg). Moreover, since BofA wasn't brought up at all in the Congressional hearings, we only really have their company line and the user reports we collect. Barely have I started to collect these, and most of them say [Popcorn] so you have to archive first or they will immediately be removed.

Articles and comments from the time say this. [1](#), [2](#), [3](#), [4](#), [54](#), [6](#), [7](#), [8](#), [9arc](#) Sure they [raised margin to 100%](#) and yes, that's the prudent company line, but why wouldn't the US Committee on Financial Services mention Bank of America once or any other prime lender, even in passing, if there existed the user controversy?

SOURCE

2020 Citadel Securities Financial Statement:

<https://www.sec.gov/Archives/edgar/data/1146184/000161634421000004/CDRG StmtFinCndtn2020.pdf> [\[Image Gallery Version\]](#)

2021 Citadel Securities Financial Statement:

<https://www.sec.gov/Archives/edgar/data/1146184/000128417022000004/CDRG BS Only FS 2021.pdf> [\[Image Gallery Version\]](#)

How Swaps & Rehypothecation work: Archegos' Employees Admit in Court. This is why CFTC hid swap reports until 2023. It shows how Citadel, Susquehanna, Point72, and Shorting Hedge Funds manipulate markets, sentiment, artificially control prices.

idLogger OP · 1d

Documents from "Archegos" case of Bill Hwang. Can be found on <https://pacer.uscourts.gov> and search "Archegos". Archegos was connected to Credit Suisse & "GameStop" with Credit Suisse internal Audit found here <https://www.credit-suisse.com/media/assets/corporate/docs/about-us/investor-relations/financial-disclosures/results/csg-special-committee-bod-report-archegos.pdf> This DOJ & SEC convictions of employees of Archegos show Credit Suisse Swaps, documents, & testimony. Trial of Bill Hwang is on going. Documents has information ie. "Indeed, internal counsel from the various prime brokers held a call among themselves earlier that day, agreeing that lawyers would be present on any calls between the brokers, and that the lawyers would read a script on each call making clear that no broker was permitted to disclose its Archegos-related positions" Also how Swaps "... I and others executed trades that allowed the fund to amass market power and certain securities traded on U.S. exchanges. Archegos used security-based swaps to gain exposure to these securities while concealing the true size of the fund's positions from the market and our trading counterparties. Once Archegos gained market power in these securities, I and others used this power to trade in such a way as to artificially manipulate the prices of the securities. Acting at the direction of the head of the fund [Hwang], I traded to increase the prices of names in which Archegos held long positions and reduced the prices of securities in which the fund hel[d] short positions. I did this by, for example, buying large amounts of a stock when the price dropped in response to negative news or trading premarket when I knew the fund's activity would have a greater impact on price. I manipulated the prices of these securities in order to influence others in the market to buy or sell the securities in ways that would benefit Archegos'[s] key positions and increase Archegos'[s] purchasing power through variation margin" testimonies from Archegos employee whom admitting to 5 felonies with 20 years max each count, totaling possible 100 years sentence. Documents also show counter-parties of the Swaps and the Banks. Just with Archegos positions shows the valuation of the shorting done.

⋮ ↩ Reply 🔥 11 ↴

Reported on 8/15 - Announcement: Moody's says Citadel Securities' term loan upside does not affect firm's ratings (Baa3 senior secured)Global Credit Research - 15 Aug 2022New York, August 15, 2022 via yahoo finance.

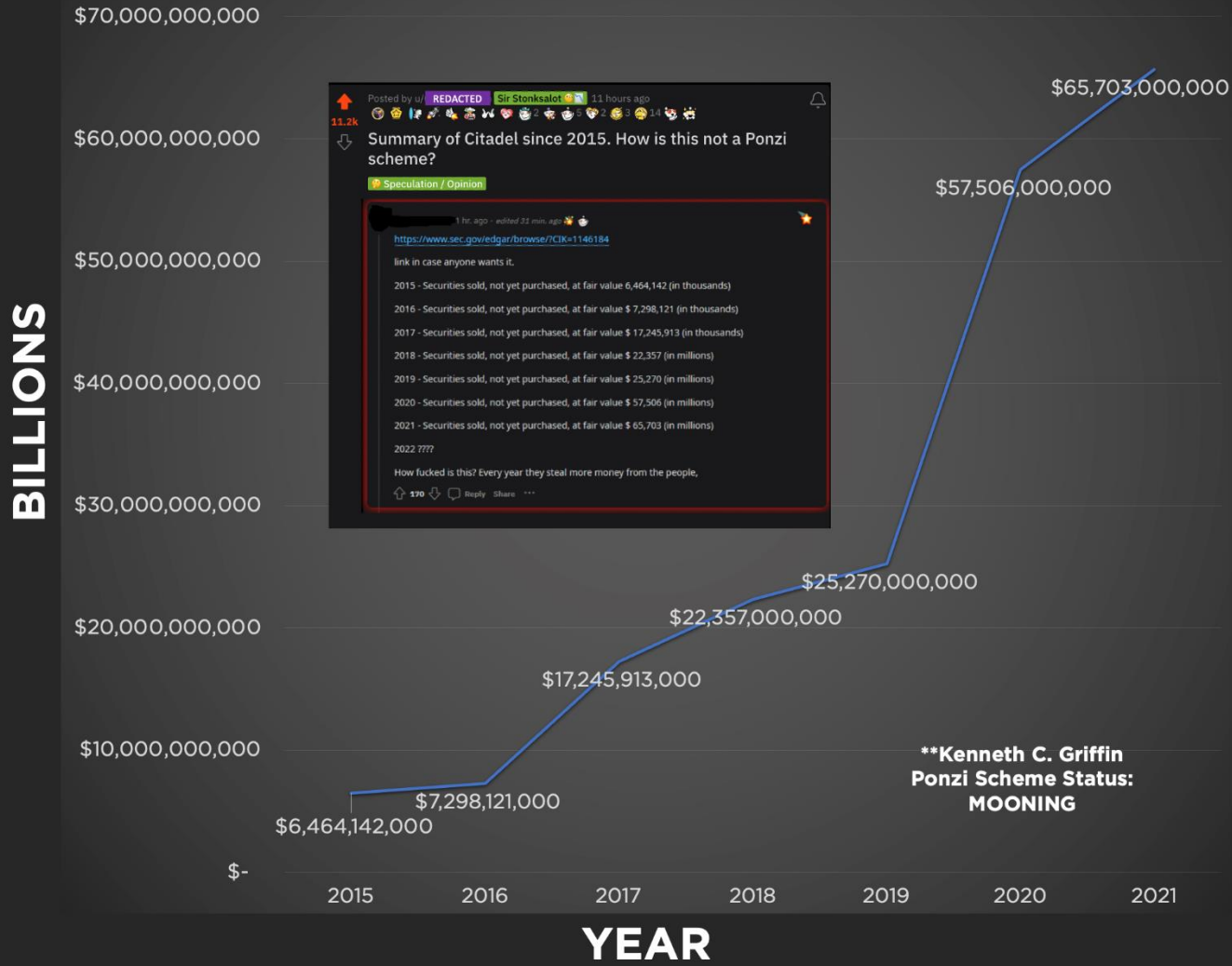


Mon, August 15, 2022, 9:30 AM · 10 min read

Announcement: Moody's says Citadel Securities' term loan upside does not affect firm's ratings (Baa3 senior secured)Global Credit Research - 15 Aug 2022New York, August 15, 2022 -- Moody's Investors Service (Moody's) today said that Citadel Securities LP's (CSLP) proposed senior secured term loan upside of \$400 million does not affect the Baa3 long-term issuer and senior secured bank credit facility's ratings, and also does not affect CSLP's stable outlook. Moody's also said that Citadel Securities LLC's (CSLLC), Citadel Securities (Europe) Limited's (CSEL) and Citadel Securities GCS (Ireland) Limited's (CSGI) Baa2 long-term issuer ratings were also unaffected. Moody's said the \$400 million non-fungible upside brings the balance of the senior secured term loan to around \$3.4 billion (due February 2028). Moody's said CSLP plans to use the issuance's net proceeds to increase its trading capital and for general corporate purposes. Moody's said CSLP's Baa3 long-term issuer rating reflects CSLP's strong capital base, profitable track record during periods of varying market volatility, and solid risk management capabilities and culture. Moody's said that CSLP manages its liquidity, market and operational risk through a series of daily market-driven and idiosyncratic stress scenarios through

Why do they need a loan of this size?

Citadel: Annual Securities Sold, Not Yet Purchased, At Fair \$ Value
SOURCE: <https://www.sec.gov/edgar/browse/?CIK=1146184>



Perspective matters.

Goldman has \$2.3T in AUM - \$110B is a lot, but not like Citadel.

Citadel only has \$253B in AUM - \$65B in sold-not-yet purchased is a staggering amount in comparison. Remember, this is the Market Maker (Citadel Securities) not either of the hedgefunds (Citadel Advisors LLC \$428B AUM, Citadel LLC \$62B AUM)

<https://aum13f.com/firm/citadel-advisors-llc>

The 530 global faces of Citadel

https://www.reddit.com/r/Superstonk/comments/zcjmt5/a_shell_game_citadels_hedge_fund_registered/

https://www.reddit.com/r/Superstonk/comments/10mrtqu/the_citadel_empire_revealed_500_entities_linked/ , <https://pastebin.pl/view/f6b72e42>

<https://find-and-update.company-information.service.gov.uk/company/05462867/filing-history>

#	Entity Name	Purpose / Source	Hypothesized Acronym
1	101 PC HOLDINGS LLC	Holding company for Penthouse C at the Setai Miami Beach (folio: 02-3234-153-1160)	PC = Penthouse C
2	11 STAR ISLAND LLC	Holding company for 10 STAR ISLAND DR, MIAMI BEACH, FL 33139 (folio: 02-4204-001-0100, 02-4204-001-0110) (lots 10, 11 and 12 of Star Island)	
3	117 EAST PARK AVENUE, LLC	Holding company for 117 E. PARK AVE, LIBERTYVILLE, IL (PIN: 11-21-212-046-0000); subsequently sold.	
4	1201 BRICKELL BAY, LLC	Holding company for 1201 BRICKELL BAY DR, MIAMI, FL (folio no: 141390710010)	
5	1221 BRICKELL, LLC	Holding company for 1221 BRICKELL AVE, 155 SE 13 ST, 165 SE 13 ST, 175 SE 13 ST, and 185 SE 13 ST, MIAMI, FL (folio: 01-4139-035-0010)	
6	1221 BRICKELL HOLDINGS LLC	Holding company for 1221 BRICKELL, LLC	
7	1229 PARK WEST AVENUE, LLC	Holding company for 1229 W. PARK AVE, LIBERTYVILLE, IL (PIN: 11-20-100-010-0000)	
8	125 WORTH LLC	Delaware LLC (file 7218403), Florida address is Citadel Miami HQ, Gerald Beeson is Authorized Person; speculation this is similar setup as 151 WORTH, LLC and 151 WORTH HOLDINGS LLC, this property is next door (PCN: 50-43-43-23-05-016-0380)	
9	125 WORTH HOLDINGS LLC	Delaware LLC (file 7218407); not registered to Florida yet but speculation this is similar setup as 151 WORTH, LLC and 151 WORTH HOLDINGS LLC	
10	1250 BB ASSET CO LLC	Holding company for 1250 BRICKELL BAY DR and 1260 BRICKELL BAY DR, MIAMI, FL (folio nos: 102100504250, 102100503210)	BB = Brickell Bay
11	1330 SOUTH OCEAN LLC	Holding company for 1330 S OCEAN BLVD, PALM BEACH, FL (PCN: 50-43-44-02-11-000-0020)	
12	14 STAR ISLAND LLC	Delaware LLC (file 3377653); incorporated 8/4/2020, withdrawn 10/10/2022; believe this was not used because 14 STAR ISLAND property was held by NAUTILUS HOLDINGS I LLC before sale on 10/5/2022	
13	151 WORTH, LLC	Holding company for 151 WORTH AVE, PALM BEACH, FL 33480 (PCN: 50-43-43-23-05-016-0130); office space for Citadel (https://localtoday.news/fl/citadel-moves-into-palm-beachs-former-neiman-marcus-building-4821.html); sole member is 151 WORTH HOLDINGS LLC	
14	151 WORTH HOLDINGS LLC	Holding company for 151 WORTH, LLC	
15	16 WILLOW HOLDINGS LLC f/k/a PVNAH LLC	Holding company for 5 WILLOW COURT, ASPEN, CO (Parcel: 273511309030); see Pitkin Co. reception # 623002, Delaware certificate showing name change 9/1/2015	
16	190 PFISTER HOLDINGS LLC f/k/a AH2013 HOLDINGS LLC	Holding company for 190 PFISTER DR, ASPEN, CO (parcel: 273511309029); see Pitkin Co. reception # 623000, Delaware certificate showing name change 9/1/2015	
17	196 PFISTER HOLDINGS LLC	Holding company for 196 PFISTER DR, ASPEN, CO (parcel: 273511309028); see Pitkin Co. reception # 623501, statement of authority show KP HOLDINGS LLC as sole membe	
18	1ALPH LLC	See ALPH LLC	
19	1BUSINESS GROUP LLC	See BUSINESS GROUP LLC	
20	1GFS DESIGN LLC	See GFS DESIGN LLC	
21	1GFS LLC	See GFS LLC	
22	1MEDIA HOLDINGS LLC	See MEDIA HOLDINGS LLC	
23	23174 NE 41ST PATH LLC	Holding company for 23174 NE 41ST PATH #12, OKEECHOBEE, FL 34972 (Parcel: 1-01-35-35-0020-00000-0120); part of Pine Creek Sporting Club (www.pinecreeksportingclub.com) includes horse, shooting sports; sole member is KP HOLDINGS L.L.C.	
24	3031 BRICKELL LLC	Holding company for 3031 BRICKELL AVE, MIAMI FL 33129 (Folio: 01-4139-001-2700); Sole member is KP HOLDINGS L.L.C.	
25	31 WILLOW HOLDINGS LLC f/k/a AP HOLDINGS I LLC	Holding company for 31 NORTH WILLOW COURT, ASPEN, CO (Parcel: 273511309019); sold 7/6/2017; see Pitkin Co. reception # 623001, Delaware certificate showing name change 9/1/2015	
26	650 CASUARINA LLC	Holding company for 650 CASUARINA CONCOURSE CORAL GABLES, FL (folio: 03-4132-019-0060) https://www.bizjournals.com/southflorida/news/2022/05/27/650-casuarina-concourse-coral-gables-sold.html	
27	650 MEADOW LANE 1 LP	Holding company for 650 MEADOW LANE, VILLAGE OF SOUTHAMPTON, NY (Parcel ID 7478) (https://archive.is/h85yq)	
28	800 NORTH MICHIGAN HOLDINGS LLC	Holding company for 800 N MICHIGAN AVE, UNITS 66 PH and 67 PH, CHICAGO, IL (Park Tower) (PINs: 17-03-231-018-1116, 17-03-231-018-1117); sole member is KP HOLDINGS LLC (see Cook County, IL doc # 1933315025); recently sold	

29	8565 OLD CUTLER LLC	Holding company for 8565 OLD CUTLER RD, MIAMI, FL (folio: 03-4132-019-0020)	
30	9 WEST WALTON HOLDINGS LLC	Holding company for 9 WEST WALTON STREET CONDOMINIUM UNITS 3500, 3600, 3700, and PH, CHICAGO, IL	
31	ADRP LLC	Delaware LLC, Florida address is Citadel Miami HQ, sole member is Kenneth C Griffin	ADRP = Anne Dias Real Property?
32	AH2013 HOLDINGS LLC	See 190 PFISTER HOLDINGS LLC	AH = Aspen Holdings?
33	ALPH LLC a/k/a 1ALPH LLC	Formerly FAA registered plane N421AL	
34	AP HOLDINGS I LLC	See 31 WILLOW HOLDINGS LLC	AP = Aspen Property?
35	ARAGON INVESTMENTS LTD	https://files.brokercheck.finra.org/firm/firm_45631.pdf	
36	ASHLER CAPITAL LLC	https://adviserinfo.sec.gov/firm/summary/148826	
37	ASHLER CAPITAL MASTER FUND LTD	https://www.sec.gov/Archives/edgar/data/1003078/000114420418014250/tv488357_sc13g.htm	
38	BANBURY LLC	Delaware LLC, Florida address is Citadel Miami HQ, Gerald Beeson is Authorized Person	
39	BANBURY II LLC	Delaware LLC, Florida address is Citadel Miami HQ, Gerald Beeson is Authorized Person	
40	BKGST LLC	Delaware LLC, Florida address is Citadel Miami HQ, Gerald Beeson is Authorized Person	
41	BLACK CALABASH FAMILY HOLDINGS LLC f/k/a PBH LLC	See BLOSSOM WAY HOLDINGS LLC	Black Calabash is a type of tropical tree: https://edis.ifas.ufl.edu/publication/STO79
42	BLACK WHEEL LLC	Illinois LLC, registered 3/5/2014, Florida address is Citadel Miami HQ, sole member is Kenneth C Griffin	
43	BLOSSOM WAY HOLDINGS LLC f/k/a CPPB HOLDINGS LLC f/k/a BLACK CALABASH FAMILY HOLDINGS LLC f/k/a PBH LLC	Holding company for 10 BLOSSOM WAY, 70 BLOSSOM WAY, and 1265 S OCEAN BLVD PALM BEACH, FL (PCNs: 50-43-44-02-10-000-0050, 50-43-44-02-10-000-0060, 50-43-44-02-10-000-0010)	
44	BRICKELL BAY HOLDINGS LLC	Holding company for 1201 BRICKELL BAY, LLC	
45	BRICKELL LEASING LLC	See "Subordination, Non-Disturbance, and Attornment Agreement"; Miami-Dade Clerk's File No.: 2022 R 938960, Group: 1. Kenneth C Griffin is sole member.	
46	CAAM MANAGEMENT LLC	https://www.sec.gov/Archives/edgar/data/1027745/000114420408050200/v124853_sc13g.htm	CAAM = Citadel Alternative Asset Management
47	CAISLEAN CAPITAL LTD	NFA Pool ID P113537, ceased trading 3/31/2016	
48	CALC III LP	https://www.sec.gov/edgar/browse/?CIK=1582652	
49	CALC IV LP	https://www.sec.gov/edgar/browse/?CIK=1423043	
50	CALC V LP	Investment manager for CSHC CHINA LLC and CITADEL (SHANGHAI) TRADING COMPANY LTD; https://files.brokercheck.finra.org/firm/firm_131114.pdf	
51	CAMBRIDGE FINANCIAL GROUP, LTD	See CITADEL INVESTMENT GROUP LLC	
52	CCFD OFFSHORE HOLDINGS LTD	NFA Pool ID P064386, ceased trading 5/3/2013	
53	CCLC HOLDINGS LLC	Owens CITADEL CLEARING LLC, "Citadel Clearing Holdco"; https://files.brokercheck.finra.org/firm/firm_172693.pdf	
54	CCMFL LLC	Delaware LLC, Florida address is Citadel Miami HQ, Gerald Beeson is Authorized Person	
55	CCOF OFFSHORE HOLDINGS LTD	NFA Pool ID P064392, ceased trading 5/3/2013	
56	CDC PARTNERS, LP f/k/a GLB PARTNERS, LP	see Cook County, IL doc 0608910081	
57	CDG HOLDINGS LTD	NFA Pool ID P037047, ceased trading 12/30/2009	
58	CE TM HOLDINGS LLC f/k/a KCG IP HOLDINGS LLC	Holding company for intellectual property (25 trademarks, 1 patent found so far)	CE TM = Citadel Enterprise Trademark Holdings
59	CEF OFFSHORE HOLDINGS LTD	NFA Pool ID P131121	
60	CEIF INTERNATIONAL LTD	NFA Pool ID P048476; http://registers.centralbank.ie/ICA/CAVDocuments/C439830/Director%20Details%20Updated%2021.01.07%203.pdf	
61	CEIF LLC	NFA Pool ID P048474	
62	CEIF PARTNERS INTERNATIONAL LTD	NFA Pool ID P173278	
63	CEIF PARTNERS LLC	NFA Pool ID P048475	
64	CES SECURITIES CANADA ULC	See CITADEL SECURITIES CANADA ULC, CSA NRD # 49280	

65	CFPS HOLDINGS S.à r.l.	Luxembourg - B176936; 100% owned by CITADEL ENERGY INVESTMENTS LTD	
66	CGE ALPHA LTD	NFA Pool ID P057309, ceased trading 6/7/2017	
67	CGE ALPHA OFFSHORE HOLDINGS LTD	https://www.sec.gov/Archives/edgar/vprr/1600/16003280.pdf ; NFA Pool ID P064400, ceased trading 4/30/2017	
68	CGEF OFFSHORE HOLDINGS LTD	https://www.sec.gov/Archives/edgar/vprr/1600/16003280.pdf ; NFA Pool ID P064406, ceased trading 2/21/2019	
69	CGEF SPC	NFA Pool ID P064408, ceased trading 12/31/2012	
70	CGMF OFFSHORE HOLDINGS LTD	NFA Pool ID P064410, ceased trading 3/31/2014	
71	CGTS HOLDINGS S.à r.l.	Luxembourg - B157777; 100% owned by TACTICAL TRADING HOLDING LTD; NFA Pool ID P064412, ceased trading 9/30/2014	
72	CHARAXES MELVIN LLC	Sole member of CHARAXES MELVIN II LLC	Charaxes are a type of butterfly: https://en.wikipedia.org/wiki/Charaxes
73	CHARAXES MELVIN II LLC	Delaware LLC, Florida address is Citadel Miami HQ, sole member is CHARAXES MELVIN LLC	Charaxes are a type of butterfly: https://en.wikipedia.org/wiki/Charaxes
74	CHI2LTV LLC	Delaware LLC, Florida address is Citadel Miami HQ, Gerald Beeson is Authorized Person	
75	CIG(E) LLP	See CITADEL EUROPE LLP	
76	CIG CANADA ULC	https://files.brokercheck.finra.org/firm/firm_172693.pdf	
77	CIG MEDIA LLC	https://www.sec.gov/Archives/edgar/data/923877/000114420407003635/v063478_sc-13d.htm	
78	CITADEL AAM LP	https://www.sec.gov/Archives/edgar/vprr/0804/08040017.pdf	
79	CITADEL AC INVESTMENTS LTD	https://www.sec.gov/Archives/edgar/data/1015780/000114420408032074/v115701_sc13da.htm	
80	CITADEL ADVISORS EUROPE LIMITED f/k/a CITADEL MANAGEMENT (EUROPE) LIMITED f/k/a CITADEL HEDGE FUND SERVICES (EUROPE) LIMITED	https://find-and-update.company-information.service.gov.uk/company/10930267	
81	CITADEL ADVISORS HOLDINGS LP	Sole member of CITADEL ADVISORS LLC; https://www.sec.gov/Archives/edgar/data/1567180/000110465922099806/xslF345X03/tm2225817-2_4.xml	
82	CITADEL ADVISORS HOLDINGS II LP	https://www.sec.gov/Archives/edgar/data/1177609/000114420416082613/v429844_sc13ga.htm	
83	CITADEL ADVISORS HOLDINGS III LP	https://www.sec.gov/Archives/edgar/data/1640129/000114420415043739/xslF345X02/v416000_3.xml	
84	CITADEL ADVISORS LLC	NFA ID: 0391913; https://www.sec.gov/edgar/browse/?CIK=1423053	
85	CITADEL ADVISORS II LLC		
86	CITADEL ADVISORS SINGAPORE PTE. LIMITED		
87	CITADEL ALTERNATIVE ASSET MANAGEMENT LP	https://www.sec.gov/Archives/edgar/data/1027745/000114420408050200/v124853_sc13g.htm	
88	CITADEL AMERICAS LLC		
89	CITADEL AMERICAS SERVICES LLC		
90	CITADEL ANTAEUS INTERNATIONAL INVESTMENTS LTD		
91	CITADEL ASIA ASSET HOLDING LIMITED	http://registers.centralbank.ie/ICAVDocuments/C157189/Director%20Details%20Updated%2016.10.31%202.pdf	
92	CITADEL ASIA LIMITED f/k/a CITADEL (HONG KONG) LIMITED	https://adviserinfo.sec.gov/firm/summary/148826	
93	CITADEL CANDLESTICK EIF LLC		
94	CITADEL CANTERBURY S.à r.l.	Luxembourg - B87988; 100% owned by CITADEL TONBRIDGE S.à r.l.	
95	CITADEL CEFL CHINA LTD	NFA Pool ID P148073	
96	CITADEL CEFL INVESTMENTS LTD	NFA Pool ID: P161763; https://files.brokercheck.finra.org/firm/firm_172693.pdf	
97	CITADEL CEIT CHINA LTD		
98	CITADEL CEMF CHINA LTD	https://find-and-update.company-information.service.gov.uk/company/02263951/charges/x6zPOSYGNpuDNxU1cFQICS0log	

99	CITADEL CEMF INVESTMENTS LTD	https://files.brokercheck.finra.org/firm/firm_172693.pdf	
100	CITADEL CEMF SPV LTD f/k/a CITADEL INVESTMENT MASTER FUND LTD	See CITADEL INVESTMENT MASTER FUND LTD; https://opencorpdata.com/lei/LF0U6QUBXKIO573GX538	
101	CITADEL CLEARING LLC	Broker-dealer for hedge fund; CRD#: 172693/SEC#: 8-69521; "The Company provides certain clearing and financing services to affiliated funds." "The Company engages in securities borrowing and lending transactions with Citadel Institutional Finance Company Ltd. ("CIFC"), an affiliate ... and non-affiliates."	
102	CITADEL CMFC INVESTMENTS LTD		
103	CITADEL COMMODITY PRODUCTS LIMITED	http://registers.centralbank.ie/ICAVDocuments/C157189/Director%20Details%20Updated%2016.10.31%202.pdf	
104	CITADEL COMMODITY TRADING LLC		
105	CITADEL CONVERTIBLE OPPORTUNITIES FUND LLC		
106	CITADEL CONVERTIBLE OPPORTUNITIES FUND LTD		
107	CITADEL CONVERTIBLE OPPORTUNITIES LTD		
108	CITADEL CORPORATE CONSULTING (SHENZHEN) COMPANY LTD	http://registers.centralbank.ie/ICAVDocuments/C439830/Director%20Details%20Updated%2021.01.07%203.pdf	
109	CITADEL CREDIT HOLDINGS I LLC	NFA Pool ID P151346	
110	CITADEL CREDIT HOLDINGS II LLC	NFA Pool ID P151347	
111	CITADEL CREDIT MASTER FUND LLC	NFA Pool ID P151345	
112	CITADEL CREDIT PRODUCTS LTD		
113	CITADEL CREDIT TRADING LTD		
114	CITADEL DERIVATIVES GROUP (EUROPE) LIMITED f/k/a HACKREMCO (NO. 2275) LIMITED	See CITADEL SECURITIES (EUROPE) LIMITED	
115	CITADEL DERIVATIVES GROUP LLC	See CITADEL SECURITIES LLC	
116	CITADEL DERIVATIVES GROUP INVESTORS LLC		
117	CITADEL DERIVATIVES TRADING LTD	https://www.sec.gov/Archives/edgar/data/1027745/000114420408050200/v124853_sc13g.htm	
118	CITADEL DISCOVERY FUND I LP	https://www.sec.gov/Archives/edgar/vprr/0804/08040017.pdf	
119	CITADEL DISTRESSED AND CREDIT OPPORTUNITY FUND LTD	https://www.sec.gov/Archives/edgar/data/1027745/000091205702038473/a2091144zsc13g.htm	
120	CITADEL EDISON FUND LP	https://www.sec.gov/Archives/edgar/data/24741/000091205702030556/a2086421zsc13g.htm	
121	CITADEL EDISON FUND LTD	https://www.sec.gov/Archives/edgar/data/24741/000091205702030556/a2086421zsc13g.htm	
122	CITADEL EDISON INVESTMENTS LTD	https://www.sec.gov/Archives/edgar/data/24741/000091205702030556/a2086421zsc13g.htm	
123	CITADEL ENERGY INVESTMENTS (IRELAND) DESIGNATED ACTIVITY COMPANY		
124	CITADEL ENERGY INVESTMENTS FUND (IRELAND) ICAV		
125	CITADEL ENERGY INVESTMENTS LTD		
126	CITADEL ENERGY MARKETING LLC		

127	CITADEL ENERGY PRODUCTS LLC		
128	CITADEL ENERGY PRODUCTS S.à r.l.	Luxembourg - B107266; 100% owned by CITADEL ENERGY PRODUCTS LLC	
129	CITADEL ENERGY STRATEGIES LLC		
130	CITADEL ENTERPRISE AMERICAS LLC f/k/a CITADEL LLC f/k/a CITADEL INVESTMENT GROUP LLC		
131	CITADEL ENTERPRISE AMERICAS SERVICES LLC		
132	CITADEL ENTERPRISE EUROPE LIMITED	https://find-and-update.company-information.service.gov.uk/company/03666898	
133	CITADEL ENTERPRISE EUROPE SERVICES LIMITED f/k/a CITADEL INVESTMENT GROUP (EUROPE) LIMITED	https://find-and-update.company-information.service.gov.uk/company/13614491	
134	CITADEL ENTERPRISE IP HOLDINGS LP		
135	CITADEL ENTERPRISE MANAGEMENT (IRELAND) LIMITED f/k/a CSEC MANAGEMENT SERVICES (IRELAND) LIMITED	http://registers.centralbank.ie/ICAVDocuments/C439830/Director%20Details%20Updated%2021.01.07%203.pdf	
136	CITADEL EQUITIES FUND LLC f/k/a CITADEL GLOBAL EQUITIES FUND II LLC	https://www.sec.gov/edgar/browse/?CIK=1727572	
137	CITADEL EQUITIES FUND LTD f/k/a CITADEL GLOBAL EQUITIES FUND II LTD	https://www.sec.gov/edgar/browse/?CIK=1727632	
138	CITADEL EQUITY (IRELAND) DESIGNATED ACTIVITY COMPANY		
139	CITADEL EQUITY FUND (IRELAND) ICAV		
140	CITADEL EQUITY FUND LTD	Owner of ARAGON INVESTMENTS LTD	
141	CITADEL EQUITY OPPORTUNITY FUND LP	https://www.sec.gov/Archives/edgar/data/846909/000110465903002608/17668sc13g.htm	
142	CITADEL EQUITY OPPORTUNITY FUND LTD	https://www.sec.gov/Archives/edgar/data/846909/000110465903002608/17668sc13g.htm	
143	CITADEL EQUITY OPPORTUNITY INVESTMENTS LTD	https://www.sec.gov/Archives/edgar/data/846909/000110465903002608/17668sc13g.htm	
144	CITADEL EUROPE LLP f/k/a CIG(E) LLP	https://find-and-update.company-information.service.gov.uk/company/OC340922	
145	CITADEL EVENT DRIVEN MASTER FUND LTD	https://www.sec.gov/Archives/edgar/data/1640129/000114420415043744/xslF345X03/v416016_4.xml	
146	CITADEL FINANCE LLC		
147	CITADEL FINANCIAL PRODUCTS S.à r.l.	Luxembourg - B89113; 100% owned by CITADEL WELLINGTON PARTNERS LP	
148	CITADEL FIXED INCOME BR LLC		
149	CITADEL FNGE LTD		
150	CITADEL FRANCE SAS		
151	CITADEL FRONTIER S.à r.l.	Luxembourg - B82349; 100% owned by HERA INTERNATIONAL INVESTMENTS LTD	
152	CITADEL FUSION DIVERSIFIED FUND LTD		
153	CITADEL FUSION SELECT FUND LP		
154	CITADEL FUSION SELECT FUND LTD		
155	CITADEL FUTURES CLEARING LLC	NFA Pool ID P172733	
156	CITADEL GLOBAL COMMODITIES FUND LLC		

157	CITADEL GLOBAL COMMODITIES FUND LTD		
158	CITADEL GLOBAL COMMODITIES MASTER FUND LTD		
159	CITADEL GLOBAL CURRENCY FUND LLC		
160	CITADEL GLOBAL CURRENCY FUND LTD		
161	CITADEL GLOBAL CURRENCY MASTER FUND LTD		
162	CITADEL GLOBAL EQUITIES BAS II CUSTOM FUND LTD		
163	CITADEL GLOBAL EQUITIES FUND II LLC	See CITADEL EQUITIES FUND LLC	
164	CITADEL GLOBAL EQUITIES FUND II LTD	See CITADEL EQUITIES FUND LTD	
165	CITADEL GLOBAL EQUITIES FUND LLC	https://www.sec.gov/edgar/browse/?CIK=1468448	
166	CITADEL GLOBAL EQUITIES FUND LTD	https://www.sec.gov/edgar/browse/?CIK=1486836	
167	CITADEL GLOBAL EQUITIES FUND S.à r.l.	Luxembourg - B144497; 100% owned by CITADEL GLOBAL EQUITIES MASTER FUND LTD	
168	CITADEL GLOBAL EQUITIES (IRELAND) DESIGNATED ACTIVITY COMPANY		
169	CITADEL GLOBAL EQUITIES FUND (IRELAND) ICAV		
170	CITADEL GLOBAL EQUITIES LH FUND LTD		
171	CITADEL GLOBAL EQUITIES MASTER FUND LTD	See CITADEL INVESTMENT MASTER FUND LTD; https://opencorpdata.com/lei/LF0U6QUBXKIO573GXS38	
172	CITADEL GLOBAL EQUITIES UNIT TRUST FOR QUALIFIED INSTITUTIONAL INVESTORS		
173	CITADEL GLOBAL EVENT DRIVEN FUND S.à r.l.	See CITADEL MULTI-STRATEGY EQUITIES FUND S.à r.l.	
174	CITADEL GLOBAL EVENT DRIVEN MASTER FUND LTD		
175	CITADEL GLOBAL FINANCIAL PRODUCTS S.à r.l. f/k/a DTT III S.à r.l.	See CITADEL MACRO PRODUCTS S.à r.l.	
176	CITADEL GLOBAL FIXED INCOME FUND IRELAND II ICAV		
177	CITADEL GLOBAL FIXED INCOME FUND LLC		
178	CITADEL GLOBAL FIXED INCOME FUND LTD		
179	CITADEL GLOBAL FIXED INCOME MASTER FUND LTD	Owns 100% of PALAFOX TRADING LLC	
180	CITADEL GLOBAL FIXED INCOME S.à r.l.	Luxembourg - B168123; 100% owned by GFIS HOLDINGS S.à r.l.	
181	CITADEL GLOBAL MACRO FUND LLC		
182	CITADEL GLOBAL MACRO FUND LTD		
183	CITADEL GLOBAL TRADING LICENSING LLC		
184	CITADEL GLOBAL TRADING S.à r.l.	Luxembourg - B112048; 100% owned by CITADEL WELLINGTON LLC	
185	CITADEL GP LLC f/k/a CITADEL INVESTMENT GROUP II LLC	https://www.sec.gov/edgar/browse/?CIK=1423052	
186	CITADEL GROUP HOLDINGS LP		
187	CITADEL GROUP HOLDINGS II LP		

188	CITADEL HEDGE FUND HOLDINGS LP	https://files.adviserinfo.sec.gov/IAPD/Content/Common/crd_lapd_Brochure.aspx?BRCHR_VRSN_ID=776245
189	CITADEL HF MANAGEMENT (EUROPE) LLP	https://find-and-update.company-information.service.gov.uk/company/OC438350
190	CITADEL HOLDINGS I LP	https://files.brokercheck.finra.org/firm/firm_24514.pdf
191	CITADEL HOLDINGS II LP	https://www.sec.gov/Archives/edgar/data/1027745/000114420408050200/v124853_sc13g.htm
192	CITADEL HOLDINGS LTD	https://www.sec.gov/Archives/edgar/data/1027745/000114420408050200/v124853_sc13g.htm
193	CITADEL (HONG KONG) LIMITED	See CITADEL ASIA LIMITED
194	CITADEL HORIZON S.à r.l.	Luxembourg - B82350; 100% owned by CITADEL EQUITY FUND LTD
195	CITADEL INSTITUTIONAL FINANCE COMPANY LTD	
196	CITADEL INVESTMENT CONSULTING (SHENZHEN) COMPANY LIMITED	https://adviserinfo.sec.gov/firm/summary/148826
197	CITADEL INVESTMENT GROUP (ASIA) LIMITED	http://registers.centralbank.ie/ICAVDocuments/C157189/Director%20Details%20Updated%2016.10.31%202.pdf
198	CITADEL INVESTMENT GROUP EMPLOYMENT COMPANY (ASIA) LIMITED	http://registers.centralbank.ie/ICAVDocuments/C157189/Director%20Details%20Updated%2016.10.31%202.pdf
199	CITADEL INVESTMENT GROUP EMPLOYMENT COMPANY LIMITED	http://registers.centralbank.ie/ICAVDocuments/C157189/Director%20Details%20Updated%2016.10.31%202.pdf
200	CITADEL INVESTMENT GROUP (HONG KONG) LIMITED	https://www.sec.gov/Archives/edgar/data/789868/000114420407031050/v077934_sc13g.htm
201	CITADEL INVESTMENT GROUP INC	See CITADEL INVESTMENT GROUP LLC
202	CITADEL INVESTMENT GROUP (EUROPE) LIMITED	See CITADEL ENTERPRISE EUROPE LIMITED; https://find-and-update.company-information.service.gov.uk/company/03666898
203	CITADEL INVESTMENT GROUP LLC f/k/a CITADEL INVESTMENT GROUP INC f/k/a WELLINGTON FINANCIAL GROUP INC f/k/a CAMBRIDGE FINANCIAL GROUP LTD	See CITADEL ENTERPRISE AMERICAS LLC
204	CITADEL INVESTMENT GROUP II LLC	See CITADEL GP LLC; https://www.sec.gov/Archives/edgar/data/1027745/000114420408050200/v124853_sc13g.htm
205	CITADEL INVESTMENT MANAGEMENT LP f/k/a WELLINGTON INVESTORS LIMITED PARTNERSHIP	See CITADEL LIMITED PARTNERSHIP. Formerly WELLINGTON INVESTORS LIMITED PARTNERSHIP (Cook County, IL doc 94555817)
206	CITADEL INVESTMENT MASTER FUND LTD f/k/a CITADEL CEMF SPV LTD f/k/a CITADEL GLOBAL EQUITIES MASTER FUND LTD	https://opencorpdata.com/lei/LF0U6QUBXKIO573GX538
207	CITADEL IP HOLDINGS LP	Sole member is CITADEL GP LLC
208	CITADEL JACKSON INVESTMENT FUND LTD	https://files.brokercheck.finra.org/firm/firm_37134.pdf
209	CITADEL KENSINGTON AETHER METRIC FUND LTD	NFA Pool ID P037047, ceased trading 12/30/2009
210	CITADEL KENSINGTON CCFE FUND LTD f/k/a CITADEL KENSINGTON COE FUND LTD	See CITADEL KENSINGTON SIF 1 LTD; http://openleis.com/legal_entities/549300ODG0ZF8IUENE043
211	CITADEL KENSINGTON COE FUND LTD	See CITADEL KENSINGTON SIF 1 LTD; http://openleis.com/legal_entities/549300ODG0ZF8IUENE043
212	CITADEL KENSINGTON GLOBAL STRATEGIES FUND LTD	
213	CITADEL KENSINGTON GLOBAL STRATEGIES FUND II LTD	

214	CITADEL KENSINGTON SIF 1 LTD f/k/a CITADEL KENSINGTON CCFE FUND LTD f/k/a CITADEL KENSINGTON COE FUND LTD	https://reports.adviserinfo.sec.gov/reports/ADV/148826/PDF/148826.pdf	
215	CITADEL KENSINGTON MELVIN HOLDINGS LTD	NFA Pool ID P161761, ceased trading 6/30/2022	
216	CITADEL KW MELVIN HOLDINGS II LLC	NFA Pool ID P161762, ceased trading 6/30/2022; Delaware LLC incorporated 1/25/2021 (file 4843031)	KW = Kensington Wellington
217	CITADEL KW MELVIN HOLDINGS LLC	Assumed given related entity name, also Delaware LLC incorporated 1/28/2021 (file 4893650)	KW = Kensington Wellington
218	CITADEL LIMITED PARTNERSHIP f/k/a CITADEL INVESTMENT MANAGEMENT LP f/k/a WELLINGTON INVESTORS LIMITED PARTNERSHIP	This entity is the portfolio manager for numerous offshore holdings, see https://files.brokercheck.finra.org/firm/firm_37134.pdf ; CIKs 0000940444, 0000931939; sole member is CITADEL GP LLC	
219	CITADEL LLC	See CITADEL ENTERPRISE AMERICAS LLC	
220	CITADEL MACRO PRODUCTS S.à r.l. f/k/a CITADEL GLOBAL FINANCIAL PRODUCTS S.à r.l. f/k/a DTT III S.à r.l.	Luxembourg - B87990; 100% owned by CITADEL KENSINGTON GLOBAL STRATEGIES FUND LTD	
221	CITADEL MACRO STRATEGIES MASTER FUND LTD		
222	CITADEL MANAGEMENT (EUROPE) LIMITED f/k/a CITADEL HEDGE FUND SERVICES (EUROPE) LIMITED	See CITADEL ADVISORS EUROPE LIMITED	
223	CITADEL MANAGEMENT (EUROPE) II LIMITED	https://find-and-update.company-information.service.gov.uk/company/12945028	
224	CITADEL MANAGEMENT (EUROPE) III LIMITED	https://find-and-update.company-information.service.gov.uk/company/13509890	
225	CITADEL MAURITIUS INVESTMENT HOLDINGS LTD	https://offshoreleaks.icij.org/nodes/82008673 ; Mauritius File No C082038	
226	CITADEL METALS MARKETING LTD		
227	CITADEL MID ATLANTIC ENERGY LTD		
228	CITADEL MIDWEST ENERGY LTD		
229	CITADEL MIDWEST ENERGY II LTD		
230	CITADEL MILAN LTD		
231	CITADEL MORNINGTON FUND LTD		
232	CITADEL MT TRADING LTD	https://files.brokercheck.finra.org/firm/firm_37134.pdf ; https://offshoreleaks.icij.org/nodes/82008843 ; Mauritius File No C48808	
233	CITADEL MULTI-STRATEGY EQUITIES (IRELAND) DESIGNATED ACTIVITY COMPANY		
234	CITADEL MULTI-STRATEGY EQUITIES FUND (IRELAND) ICAV		
235	CITADEL MULTI-STRATEGY EQUITIES FUND S.à r.l. f/k/a CITADEL GLOBAL EVENT DRIVEN FUND S.à r.l.	Luxembourg - B183797; 100% owned by GEDS HOLDINGS S.à r.l.	
236	CITADEL MULTI-STRATEGY EQUITIES MASTER FUND LTD		
237	CITADEL NATURAL GAS FUND LLC		
238	CITADEL NATURAL GAS FUND LTD		
239	CITADEL NATURAL GAS MASTER FUND LTD		

240	CITADEL No.2 ASIA ASSET HOLDINGS LIMITED	Malaysian company; http://registers.centralbank.ie/ICAVDocuments/C157189/Director%20Details%20Udated%2016.10.31%202.pdf	
241	CITADEL OVERSEAS INVESTMENT FUND MANAGEMENT (SHANGHAI) CO., LTD	http://registers.centralbank.ie/ICAVDocuments/C439830/Director%20Details%20Udated%2021.01.07%203.pdf	
242	CITADEL PREMIUM FUND LTD		
243	CITADEL PRESIDIO FUND LLC		
244	CITADEL PRIVATE FUND MANAGEMENT (SHANGHAI) CO., LTD	https://files.brokercheck.finra.org/firm/firm_116797.pdf	
245	CITADEL QFIC CHINA LTD		
246	CITADEL QFIC MASTER FUND LTD		
247	CITADEL QSMF CHINA LTD		QSMF = Quantitative Strategies Master Fund
248	CITADEL QUANTITATIVE STRATEGIES MASTER FUND LTD		
249	CITADEL RELATIVE VALUE FIXED INCOME FUND LTD		
250	CITADEL REO PROPERTY LLC		
251	CITADEL RESIDENTIAL MORTGAGE OPPORTUNITIES FUND LLC		
252	CITADEL RESIDENTIAL MORTGAGE OPPORTUNITIES FUND LTD		
253	CITADEL RESIDENTIAL MORTGAGE SECURITIES OPPORTUNITIES MASTER FUND LTD		
254	CITADEL RESIDENTIAL WHOLE LOANS OPPORTUNITIES MASTER FUND LTD		
255	CITADEL RMBS SIF LTD		
256	CITADEL RMBS SIF II LTD		
257	CITADEL RMBS SIF III LTD		
258	CITADEL RVFI MASTER FUND LTD	Florida UCC filing: 202202808742; secured party Morgan Stanley & Co LLC	RVFI = Relative Value Fixed Income
259	CITADEL SECURITIES AMERICAS LLC		
260	CITADEL SECURITIES AMERICAS SERVICES LLC		
261	CITADEL SECURITIES AMERICAS TRADING LLC	https://files.brokercheck.finra.org/firm/firm_116797.pdf	
262	CITADEL SECURITIES ARBITRAGE TRADING LIMITED	https://files.brokercheck.finra.org/firm/firm_116797.pdf	
263	CITADEL SECURITIES (ASIA) LIMITED		
264	CITADEL SECURITIES ASIA HOLDINGS LIMITED	https://files.brokercheck.finra.org/firm/firm_116797.pdf	
265	CITADEL SECURITIES (ASIA) II PTE LIMITED	Singapore - 202002234M; https://files.brokercheck.finra.org/firm/firm_116797.pdf	
266	CITADEL SECURITIES ASIA TRADING LIMITED	https://files.brokercheck.finra.org/firm/firm_116797.pdf	
267	CITADEL SECURITIES ASIA TRADING III PTE LIMITED	https://files.brokercheck.finra.org/firm/firm_116797.pdf	
268	CITADEL SECURITIES ASIA TRADING PTE LIMITED	https://files.brokercheck.finra.org/firm/firm_116797.pdf	
269	CITADEL SECURITIES AUSTRALIA PTY LTD	https://files.brokercheck.finra.org/firm/firm_116797.pdf	

270	CITADEL SECURITIES AUSTRALIA TRADING PTY LTD	https://files.brokercheck.finra.org/firm/firm_116797.pdf	
271	CITADEL SECURITIES CANADA ULC f/k/a CES SECURITIES CANADA ULC	CSA NRD # 49280; https://files.brokercheck.finra.org/firm/firm_116797.pdf	
272	CITADEL SECURITIES CAYMAN LIMITED	http://registers.centralbank.ie/ICAVDocuments/C157189/Director%20Details%20Updated%2016.10.31%202.pdf	
273	CITADEL SECURITIES CHINA LIMITED	https://files.brokercheck.finra.org/firm/firm_116797.pdf	
274	CITADEL SECURITIES CORPORATE SOLUTIONS LLC		
275	CITADEL SECURITIES CV LTD	https://files.brokercheck.finra.org/firm/firm_116797.pdf	
276	CITADEL SECURITIES EQUITY PROGRAM GP LLC	NFA Pool ID 0544691; Commodity Pool Operator	
277	CITADEL SECURITIES EQUITY PROGRAM LP	NFA Pool ID P166462	
278	CITADEL SECURITIES (EUROPE) LIMITED f/k/a CITADEL DERIVATIVES GROUP (EUROPE) LIMITED f/k/a HACKREMCO (NO. 2275) LIMITED	https://find-and-update.company-information.service.gov.uk/company/05462867	
279	CITADEL SECURITIES EUROPE SERVICES LIMITED	https://find-and-update.company-information.service.gov.uk/company/14346588	
280	CITADEL SECURITIES FINANCE (UK) LIMITED	https://find-and-update.company-information.service.gov.uk/company/11966286	
281	CITADEL SECURITIES FINANCIAL TRADING (IRELAND) DESIGNATED ACTIVITY COMPANY	https://files.brokercheck.finra.org/firm/firm_116797.pdf	
282	CITADEL SECURITIES GCS (IRELAND) LIMITED	https://files.brokercheck.finra.org/firm/firm_116797.pdf	
283	CITADEL SECURITIES GP LLC	General partner of CITADEL SECURITIES HOLDINGS LP; https://www.sec.gov/edgar/browse/?CIK=1721695	
284	CITADEL SECURITIES GROUP LP f/k/a CALC IV LP	Managing member of CITADEL SECURITIES LLC, CITADEL SECURITIES INSTITUTIONAL LLC	
285	CITADEL SECURITIES HOLDINGS LP	Owner of CSIPTRS LP, CALV IV LP; https://files.brokercheck.finra.org/firm/firm_116797.pdf	
286	CITADEL SECURITIES (HONG KONG) LIMITED	https://files.brokercheck.finra.org/firm/firm_116797.pdf	
287	CITADEL SECURITIES (HONG KONG) II LIMITED	https://files.brokercheck.finra.org/firm/firm_116797.pdf	
288	CITADEL SECURITIES INDIA MARKETS PRIVATE LIMITED	https://files.brokercheck.finra.org/firm/firm_116797.pdf	
289	CITADEL SECURITIES INSTITUTIONAL LLC	https://www.sec.gov/edgar/browse/?CIK=1649718; owned by CSHC US LLC; CRD #281102	
290	CITADEL SECURITIES IP HOLDINGS LP	Sole member is CITADEL SECURITIES GP LLC	
291	CITADEL SECURITIES JAPAN CO LTD	https://files.brokercheck.finra.org/firm/firm_116797.pdf	
292	CITADEL SECURITIES JAPAN LIMITED	https://files.brokercheck.finra.org/firm/firm_116797.pdf	
293	CITADEL SECURITIES JAPAN PTE LIMITED	https://files.brokercheck.finra.org/firm/firm_116797.pdf	
294	CITADEL SECURITIES JAPAN SERVICES LLC	https://files.brokercheck.finra.org/firm/firm_116797.pdf	
295	CITADEL SECURITIES KOREA LIMITED	https://files.brokercheck.finra.org/firm/firm_116797.pdf	
296	CITADEL SECURITIES KOREA PTE LIMITED	https://files.brokercheck.finra.org/firm/firm_116797.pdf	
297	CITADEL SECURITIES LLC f/k/a CITADEL DERIVATIVES GROUP LLC	CRD#: 116797/SEC#: 8-53574 (https://files.brokercheck.finra.org/firm/firm_116797.pdf)	
298	CITADEL SECURITIES LP	Owner of CSHC US LLC	
299	CITADEL SECURITIES LUXEMBOURG S.à r.l.	Luxembourg - B174929; 100% owned by CSLS HOLDINGS S.à r.l."	

300	CITADEL SECURITIES PRINCIPAL INVESTMENTS LLC	https://files.brokercheck.finra.org/firm/firm_116797.pdf	
301	CITADEL SECURITIES SINGAPORE PTE LIMITED	https://files.brokercheck.finra.org/firm/firm_116797.pdf	
302	CITADEL SECURITIES SWAP DEALER LLC	NFA Pool ID 0478266; registered Swap Dealer	
303	CITADEL SECURITIES SWITZERLAND GmbH	http://registers.centralbank.ie/ICAVDocuments/C439830/Director%20Details%20Updated%2021.01.07%203.pdf	
304	CITADEL SECURITIES TAIWAN LIMITED	https://files.brokercheck.finra.org/firm/firm_116797.pdf	
305	CITADEL SECURITIES TAIWAN PTE LIMITED	Singapore - 202141047H; https://files.brokercheck.finra.org/firm/firm_116797.pdf	
306	CITADEL SECURITIES VM HOLDINGS LLC		
307	CITADEL (SHANGHAI) CONSULTING SERVICES COMPANY LTD	https://files.brokercheck.finra.org/firm/firm_116797.pdf	
308	CITADEL (SHANGHAI) TRADING COMPANY LTD	http://registers.centralbank.ie/ICAVDocuments/C439830/Director%20Details%20Updated%2021.01.07%203.pdf	
309	CITADEL SPECIAL INVESTMENTS LTD		
310	CITADEL SOLUTIONS BERMUDA LTD	Hedge fund administration services (https://www.hedgeweek.com/2007/06/21/citadel-solutions-receives-fund-administration-licence-bermuda)	
311	CITADEL SOUTHWEST ENERGY LTD		
312	CITADEL SOUTHWEST ENERGY II LTD		
313	CITADEL STRUCTURED FINANCE ADVISORY LLC	https://adviserinfo.sec.gov/firm/summary/148826	
314	CITADEL SWEDEN LTD.		
315	CITADEL SYNTHETIC INVESTMENTS LTD		
316	CITADEL TACTICAL INVESTORS LLC		
317	CITADEL TACTICAL INVESTORS II LLC		
318	CITADEL TACTICAL MASTER FUND LTD		
319	CITADEL TACTICAL TRADING LLC		
320	CITADEL TACTICAL TRADING LTD		
321	CITADEL TACTICAL TRADING II LTD		
322	CITADEL TEXAS ENERGY LTD		
323	CITADEL TONBRIDGE S.à r.l. f/k/a DTT II S.à r.l.	Luxembourg - B87989; owned by KENSINGTON GLOBAL STRATEGIES FUND LTD, WELLINGTON PARTNERS LIMITED PARTNERSHIP, TITAN PARTNERS LP, and ANTAEUS INTERNATIONAL INVESTMENTS LTD	
324	CITADEL TRADING GROUP, LLC f/k/a TAFT SECURITIES LLC a/k/a TAFT SECURITIES f/k/a WINDSOR-VALORI LP	CRD#: 24514/SEC#: 8-41207 (https://brokercheck.finra.org/firm/summary/24514)	
325	CITADEL TRADING SERVICES LTD		
326	CITADEL TREASURY INTERNATIONAL LTD	https://www.sec.gov/Archives/edgar/vpr/0802/08028750.pdf	
327	CITADEL TW TRADING S.à r.l.	Luxembourg - B102917; 100% owned by CITADEL EQUITY FUND LTD	
328	CITADEL UL PETRO H LLC		
329	CITADEL UL PETRO HOLDINGS LLC		
330	CITADEL UL PETRO LLC		
331	CITADEL VELOCITY FUND LLC		
332	CITADEL VELOCITY FUND LTD		
333	CITADEL WELLINGTON LLC		

334	CITADEL WELLINGTON PARTNERS LLC f/k/a CITADEL WELLINGTON PARTNERS LP SE	CIKs 0001255160, 0001217282	
335	CITADEL WELLINGTON PARTNERS LP		
336	CITADEL WELLINGTON PARTNERS L.P. SE	See CITADEL WELLINGTON PARTNERS LLC	
337	CITADEL WHOLE LOAN ACQUISITIONS LTD		
338	CITADEL WHOLE LOAN TRADING LLC		
339	CITADEL YB VENTURES LLC		
340	CLP HOLDINGS LLC	https://files.brokercheck.finra.org/firm/firm_24514.pdf	
341	CLP HOLDINGS FOUR LLC	See CSHS ASIA LLC	
342	CLP HOLDINGS SIX LLC	Managing entity of CITADEL CLEARING LLC (https://www.sec.gov/Archives/edgar/data/1616344/000128417022000003/CCLC_B5_Only_FS_2021.pdf)	
343	CMOF OFFSHORE HOLDINGS LTD	NFA Pool ID P053937, ceased trading 4/20/2012	
344	CONVERTIBLE HEDGE FUND I, LTD	See Cook County Circuit Court Case Number 2006L005997 (allegedly first fund created with former business partner Rush Simonson)	
345	CONVERTIBLE PLUS II, LTD	See Cook County Circuit Court Case Number 2006L005997 (allegedly second fund created with former business partner Rush Simonson)	
346	CORCORAN INVESTMENTS S.à r.l.	Luxembourg - B78983; 100% owned by FAIRFAX INTERNATIONAL INVESTMENTS LTD	
347	COURTSIDE II LLC	Illinois LLC registered 10/6/2017, registered Florida address is Citadel Miami HQ, Gerald Beeson is Authorized Person	
348	CPPB HOLDINGS LLC f/k/a BLACK CALABASH FAMILY HOLDINGS LLC f/k/a PBH LLC	See BLOSSOM WAY HOLDINGS LLC	CPPB = Catherine Personal Palm Beach? Citadel Properties Palm Beach?
349	CRBH HOLDINGS LTD	https://files.brokercheck.finra.org/firm/firm_116797.pdf	
350	CRBU HOLDINGS LLC	https://files.brokercheck.finra.org/firm/firm_116797.pdf	
351	CS LAB LLC	Delaware LLC, registered Florida address is Citadel Miami HQ, Michael Weiner is Authorized Person	
352	CS TRADING LLC	https://files.brokercheck.finra.org/firm/firm_116797.pdf	
353	CSDT LLC	Delaware LLC, registered Florida address is Citadel Miami HQ, CITADEL SECURITIES GROUP LP is manager	
354	CSEC MANAGEMENT SERVICES (IRELAND) LIMITED	See CITADEL ENTERPRISE MANAGEMENT (IRELAND) LIMITED; http://registers.centralbank.ie/ICAVDocuments/C439830/Director%20Details%20Updated%2021_01_07%203.pdf	
355	CSFT HOLDINGS (IRELAND) LIMITED	https://files.brokercheck.finra.org/firm/firm_116797.pdf	
356	CSFT HOLDINGS (UK) LIMITED	https://find-and-update.company-information.service.gov.uk/company/13806566	
357	CSHS ASIA LLC f/k/a CLP HOLDINGS FOUR LLC	https://files.brokercheck.finra.org/firm/firm_116797.pdf	
358	CSHC CANADA LLC	https://files.brokercheck.finra.org/firm/firm_116797.pdf	
359	CSHC CHINA LLC	https://files.brokercheck.finra.org/firm/firm_131114.pdf	
360	CSHC EUROPE LLC	https://files.brokercheck.finra.org/firm/firm_116797.pdf	
361	CSHC IRELAND LTD	https://files.brokercheck.finra.org/firm/firm_116797.pdf	
362	CSHS US LLC	Owner of CITADEL SECURITIES LLC	
363	CSIPTRS LP	Owner of CITADEL SECURITIES LP	
364	CSLS HOLDINGS S.à r.l.	Luxembourg - B174905; 100% owned by CLP HOLDINGS FOUR LLC	
365	CSUK (HONG KONG) LIMITED	https://files.brokercheck.finra.org/firm/firm_116797.pdf	
366	CSUS (HONG KONG) LIMITED	https://files.brokercheck.finra.org/firm/firm_116797.pdf	
367	CTIN II HOLDINGS LLC	Sole member is CITADEL ADVISORS LLC	CT = Citadel Tactical?
368	CTT HOLDINGS LTD	NFA Pool ID P064441, ceased trading 6/24/2014	CTT = Citadel Tactical Trading?
369	CWLC NGPE HOLDINGS LLC	NFA Pool ID P155278	
370	CWSI II LLC	https://files.brokercheck.finra.org/firm/firm_172693.pdf ; NFA Pool ID P165634	CW = Citadel Wellington?
371	CYFD OFFSHORE HOLDINGS LTD	https://www.sec.gov/Archives/edgar/vprr/1600/16003280.pdf	
372	CYPRUS INVESTMENT FUND LLC	https://www.sec.gov/Archives/edgar/vprr/1600/16003280.pdf	

373	CYPRUS INVESTMENT FUND LTD	https://www.sec.gov/edgar/browse?CIK=1527953	
374	DALBINI LIMITED	Gave control of GBP 1,000,000 to UK PARLIAMENT'S LORD HOWARD OF RISING; https://find-and-update.company-information.service.gov.uk/company/12502822	
375	DG EQUITY PARTICIPANTS II LLC	EIN 98-1167777; Entity gave \$143M to Harvard in 2013 (other amounts in other years); Address listed is Citadel Chicago HQ (131 S Dearborn, Chicago) but controlled by DG PARTICIPANTS LTD (which is controlled by PRESIDENT AND FELLOWS OF HARVARD COLLEGE; Form 990, Schedule R: https://projects.propublica.org/nonprofits/organizations/42103580/201521349349302022/full	DG = Dias Griffin
376	DIAS FAMILY 2009 TRUST	Holds FH HOLDINGS LLC; Gerald Beeson and David Robbe are trustees, see Cook County, IL doc 1603434070	
377	DISCOVERY SOFTWARE CORPORATION	Company through which Ken Griffin sold software; mother Catherine was also a director. Formed 12/31/1985, dissolved 11/16/1987.	
378	DONALD G. GRIFFIN 2009 TRUST	Holds 1580 GARDEN COURT, MUNDELEIN, IL 60060 (PIN 10-14-309-002) granted from GGHP LLC; Donald Griffin and David Robbe trustees.	
379	DONALD G. GRIFFIN REVOCABLE TRUST U/A DATED APRIL 20, 2015	Holds 7506 ROYAL VALLEY CT, BRADENTON, FL (PIN 586533559); Donald Griffin (father) may be only trustee; https://records.manateeclerk.com/OfficialRecords/DisplayInstrument/3747317	
380	DTT II S.à r.l.	See CITADEL TONBRIDGE S.à r.l.	
381	DTT III S.à r.l.	See CITADEL GLOBAL FINANCIAL PRODUCTS S.à r.l.	
382	ET INVESTMENT HOLDINGS I LLC	Delaware LLC, registered Florida address is Citadel Miami HQ, Gerald Beeson is Authorized Person	
383	FAIRFAX INTERNATIONAL INVESTMENTS LTD	https://www.isda.org/a/p4xEE/fairfax-international-investments-ltd-102405.pdf ; https://www.dtcc.com/~media/Files/pdf/2008/2/27/MBS032-08.ashx	
384	FF MARINA, LLC	Delaware LLC, registered Florida address is Citadel Miami HQ, sole member is GFH LIMITED PARTNERSHIP; have found "FF MARINA" entity in France (SIRET 88443191700027), 19 RUE DU MARECHAL JOFFRE, 06000 NICE, unclear if related	
385	FH HOLDINGS LLC	Holding company for UNIT 2601, 50 E CHESTNUT CONDOMINIUMS, CHICAGO, IL, and parking spaces P-18 and P-19 (Permanent Index Numbers: 17-03-217-018-1022, 17-03-217-018-1052 and 17-03-217-018-1053); initially owned by GFH LP, transferred to NP HOLDINGS I LLC (see Cook County, IL doc 1000718027)	
386	FISHER CAPITAL LTD	https://law.justia.com/cases/federal/district-courts/FSupp2/223/435/2345403/	
387	FLEETWOOD STAR HOLDINGS LLC	Holding company for 13 STAR ISLAND DR, MIAMI BEACH, FL 33139 (folio: 02-4204-001-0120) https://www.bizjournals.com/southflorida/news/2020/08/24/jlo-arod-buy-star-island-mansion-photos.html	
388	FLHCH LLC	Delaware LLC, registered Florida address is Citadel Miami HQ, Gerald Beeson is Authorized Person	
389	FLORIDA WAY CHARTER LLC	Initial holding company for 10 STAR ISLAND DRIVE (Folio: 02-4202-001-0100) (https://www.bizjournals.com/southflorida/news/2020/12/03/star-island-lot-sells-for-gain-in-16-months.html) Attorney was Gavin Williams, H&K (https://www.hklaw.com/en/professionals/w/williams-gavin)	
390	G & S CAPITAL CORPORATION	Company formed with Rush Simonson, Saul Golkin. Formed 10/7/1987, dissolved 10/11/1991. Florida Dept of Rev filed warrant (tax lien) for \$150 delinquent corp tax on 10/23/1991 (see West Palm Beach instrument # 19910301634)	
391	GAGE CAPITAL L.L.C.	Delaware LLC registered 12/6/1999, registered Illinois address is Citadel Chicago, CITADEL LIMITED PARTNERSHIP is manager (Illinois file number 00345547)	
392	GBD HOLDINGS LIMITED	http://registers.centralbank.ie/ICAVDocuments/C157189/Director%20Details%20Updated%2016.10.31%202.pdf	
393	GCFD OFFSHORE HOLDINGS LTD	NFA Pool ID P064446, ceased trading 5/3/2013	
394	GEAD OFFSHORE HOLDINGS LTD	NFA Pool ID P064450, ceased trading 5/3/2013	
395	GEDS HOLDINGS S.à r.l.	See MSES HOLDINGS S.à r.l.	
396	GEFS HOLDINGS S.à r.l.	Luxembourg - B157750; 100% owned by CITADEL GLOBAL EQUITIES MASTER FUND LTD	

397	GENEVIEVE M. GRATZ TRUST DATED JUNE 11, 1987	Ken Griffin's grandmother; he is trustee.	
398	GGHP LLC	See DONALD G. GRIFFIN 2009 TRUST; granted ownership of 1580 GARDEN COURT, MUNDELEIN, IL 60060	GGHP = Glen Gardens ?
399	GFH LLC	See GFH CSECA LLC	GFH = Griffin Family Holdings
400	GFH CSECA LLC f/k/a GFH LLC	Owner of CITADEL SECURITIES HOLDINGS LP	GFH = Griffin Family Holdings
401	GFH FAMILY OFFICE LLC	Delaware LLC, registered Florida address is Citadel Miami HQ, Illinois business registry file 08209286 shows Ken Griffin is manager	GFH = Griffin Family Holdings
402	GFH FAMILY OFFICE, INC	General Partner of GFH LIMITED PARTNERSHIP and KGF HOLDINGS LP (see Cook County, IL docs 0509639069, 0511919069)	GFH = Griffin Family Holdings
403	GFH HFEVA LLC	https://reports.adviserinfo.sec.gov/reports/ADV/148826/PDF/148826.pdf ; majority owner of CITADEL LIMITED PARTNERSHIP	GFH = Griffin Family Holdings
404	GFH III LLC	Delaware LLC, registered Florida address is Citadel Miami HQ, sole member is Kenneth C Griffin	GFH = Griffin Family Holdings
405	GFH LIMITED PARTNERSHIP	General Partner is GFH FAMILY OFFICE, INC (Cook County, IL docs 0030330370, 0509639069)	GFH = Griffin Family Holdings
406	GFIC II LLC	Delaware LLC, registered Florida address is Citadel Miami HQ, Gerald Beeson is Manager	
407	GFID OFFSHORE HOLDINGS LTD	NFA Pool ID P064457	
408	GFIS HOLDINGS S.à r.l.	Luxembourg - B169880; 100% owned by CITADEL GLOBAL FIXED INCOME MASTER FUND LTD; NFA Pool ID P064453, ceased trading 11/30/2019	GFIS = Global Fixed Income SARL
409	GFNCI LLC	Entity through which Ken Griffin invested in Twitter, see Twitter, Inc. v. Elon R. Musk, X Holdings I, Inc., and X Holdings II, Inc., Delaware Court of Chancery Case No. 2022-0613-KSJM, docket #654. See also https://www.sec.gov/edgar/browse/?CIK=1865026	GFNCI = Griffin Family Non-Citadel Investments?
410	GFS DESIGN LLC	Sole member is GFS LLC	GFS = Griffin Family Services
411	GFS FLA HOLDINGS LLC	Delaware LLC, registered Florida address is Citadel Miami HQ, Gerald Beeson is Authorized Person	Griffin Family Services Florida Holdings
412	GFS II LIMITED	Appears to be used for UK personnel for house; wholly owned by GRIFFIN FAMILY SERVICES II LLC (USA company); https://find-and-update.company-information.service.gov.uk/company/12184049	GFS = Griffin Family Services
413	GFS LLC a/k/a 1GFS LLC f/k/a GRIFFIN FAMILY SERVICES LLC	Entity for family matters, e.g. nannies, caretakers, etc. California company #201926310248	GFS = Griffin Family Services
414	GLB PARTNERS LP	https://www.sec.gov/edgar/browse/?CIK=1255157 ; formed 10/1/1996, General Partners is CITADEL INVESTMENT GROUP LLC (Cook County, IL doc 96799450); changed name to CDC PARTNERS L.P. 3/30/2006 (Cook County, IL doc 0608910081)	
415	GRANITE WLLC LLC	Delaware LLC, registered Florida address is Citadel Miami HQ, Gerald Beeson is Authorized Person	
416	GRIFFIN FAMILY 2009 TRUST	Holds MHP HOLDINGS LLC	
417	GRIFFIN FAMILY BAW HOLDINGS LLC	Sole member is GFS LLC	
418	GRIFFIN FAMILY SERVICES LLC	See GFS LLC	
419	GRIFFIN FAMILY SERVICES II LLC	Holding company for GFS II LIMITED (UK company used for local personnel expenses); sole member is GFS LLC	
420	GSC FEEDER LLC	Delaware LLC, registered Florida address is Citadel Miami HQ, Gerald Beeson is Authorized Person	
421	HACKREMCO (NO. 2275) LIMITED	See CITADEL DERIVATIVES GROUP (EUROPE) LIMITED; Appears to be shelf company formed by Hackwood Secretaries Limited, a part of Linklaters law firm	
422	HAVUDSIGT LLC	Used to transfer 1285 S. OCEAN BLVD, PALM BEACH, FL 33480 from the prior owner (Anna Murdoch-Mann) to Griffin (https://www.palmbeachdailynews.com/story/business/2018/03/02/exclusive-chicago-billionaire-expands-massive/9652893007/)	
423	HERA INTERNATIONAL INVESTMENTS LTD	https://www.sec.gov/Archives/edgar/data/1027745/000110465903002907/17761sc13g.htm	
424	HORIZON HOLDINGS S.à r.l.	Luxembourg - B157763	
425	JACKSON INVESTMENT FUND LTD	https://www.sec.gov/Archives/edgar/data/24741/000091205702030556/a2086421zsc13g.htm	
426	KC 499P LLC	Delaware LLC, registered Florida address is Citadel Miami HQ, Gerald Beeson is Authorized Person	Speculation this is a holding company for a Ferrari 499P
427	KC MARANELLO LLC	Delaware LLC, registered Florida address is Citadel Miami HQ, Gerald Beeson is Authorized Person	Speculation this is a holding company for a Ferrari Maranello

428	KCG SPACE HOLDINGS LLC	Delaware LLC, registered Florida address is Citadel Miami HQ, Gerald Beeson is Authorized Person	Speculation his holds Ken Griffin's space ticket with Blue Origin (https://archive.is/2Kg0A)
429	KCG SU HOLDINGS LLC	Delaware LLC, registered Florida address is Citadel Miami HQ, Gerald Beeson is Authorized Person	
430	KENSINGTON ULPH LLC	NFA Pool ID P154563	
431	KG MARITIME VENTURES LLC	Sole member is LMQ LLC, Delaware LLC, registered Florida address is Citadel Miami HQ	
432	KGF HOLDING, L.P.	General Partner is GFH FAMILY OFFICE LLC, formerly GFH FAMILY OFFICE, INC (Cook County, IL doc 0511919069)	KGF = Ken Griffin Family or Financial? KGF = Kennsington Gobal Fund?
433	KGFT HOLDINGS LLC	Owned by RED ADMIRAL U-A-D 12-20-07; https://files.brokercheck.finra.org/firm/firm_24514.pdf	
434	KGS2 NGPE HOLDINGS LLC	NFA Pool ID P155280	
435	KGSF OFFSHORE HOLDINGS LTD.	Owens >75% of CITADEL KENSINGTON GLOBAL STRATEGIES FUND LTD; NFA Pool ID P064466	KGSF = Kennsington Global Strategies Fund (https://www.businesswire.com/news/hk-zh/20210301005850/en/KBRA-Assigns-Ratings-to-Flagship-Citadel-Multi-Strategy-Hedge-Funds)
436	KGT50 LLC	Delaware LLC, registered Florida address is Citadel Miami HQ, Gerald Beeson is Authorized Person	Speculation this is a holding company for a Ford GT50
437	KLK PROPERTIES LLC	Holding company for 205 PETERSON RD, LIBERTYVILLE, IL and 213 PETERSON RD, LIBERTYVILLE, IL (Parcel IDs: 1108400002, 1108403008), previously held 50 E LAUREL, LAKE FOREST, IL (transferred to MHP HOLDINGS LLC)	KLK = Kenneth, Loren, Kelly?
438	KP HOLDINGS L.L.C. a/k/a 1KP HOLDINGS L.L.C.	KP Holdings is the primary entity through with Ken Griffin holds personal assets. Registered w/ FAA plane N302AK (https://registry.faa.gov/AircraftInquiry/Search/NNumberResult?nNumberTxt=302AK); converted from an Oregon LLC to Delaware LLC (KPRE HOLDINGS LLC) on 12/30/2022; Holding company for 72-191 WAIULU STREET and 72-207 WAIULU STREET, KAILUA-KONA, HI (Parcels 720120070000, 720120100000)	KP = Ken Personal
439	KPRE HOLDINGS LLC	Incorporated 12/29/2022 in Delaware, file # 7210538; converted from Oregon LLC KP HOLDINGS L.L.C.; Hawaii file # 289823 C6	KPRE = Ken Personal Real Estate
440	LB INVESTMENT HOLDINGS I LLC	Delaware LLC, registered Florida address is Citadel Miami HQ, Gerald Beeson is Authorized Person	
441	LMQ LLC	Holding company for KG MARITIME VENTURES LLC, PRSSPYDER LLC	
442	LONGWING I LLC	Delaware LLC, registered Florida address is Citadel Miami HQ, Gerald Beeson is Authorized Person	Longwing are a type of butterfly: https://www.butterfliesathome.com/longwing-butterflies.htm
443	LONGWING II SM LLC	Delaware LLC, registered Florida address is Citadel Miami HQ, Gerald Beeson is Authorized Person	Longwing are a type of butterfly: https://www.butterfliesathome.com/longwing-butterflies.htm
444	LUNGOMARE LLC	Holding company for 1285 S. OCEAN BLVD, PALM BEACH, FL 33480 (PCN: 50-43-44-02-10-000-0100)	Lungomare means seafront, boardwalk, promenade: https://dictionary.cambridge.org/us/dictionary/italian-english/lungomare
445	MERRILL MAHONEY TRUST LLC	Holding company for 1296 S. OCEAN BLVD, PALM BEACH, FL 33480 (PCN: 50-43-44-02-00-001-0070) but owner in 2020 says its estate planning and not moving? (https://www.palmbeachdailynews.com/story/lifestyle/real-estate/2020/03/09/palm-beach-homes-mahoney-says-40m-deed-transfer-was-estate-planning-transaction/112277164/)	
446	MH HOLDINGS I LLC	See SETAI PH A HOLDINGS LLC. Holding company for Penthouse A at the Setai Miami Beach (folio: 02-3234-153-2510). Changed name to SETAI PH A HOLDINGS LLC on 9/1/2015 (Miami-Dad rec book/page 29771 / 4228)	
447	MH HOLDINGS II LLC	Holding company for condo #3609 at the Setai Miami Beach (folio: 02-3234-153-2460); Merged with MHHH LLC, KP HOLDINGS LLC is the member manager (Miami-Dade rec book/page 28909 / 1881)	
448	MHHH LLC	Holding company for condo #3603 at the Setai Miami Beach (folio: 02-3234-153-1520); Merged with MH HOLDINGS II LLC on 8/20/2013 (Miami-Dade rec book/page 28909 / 1881)	
449	MHP HOLDINGS LLC	Holding company for 50 E LAUREL AVE, LAKE FOREST, IL (Parcel ID: 1228301009); sole member is GRIFFIN FAMILY 2009 TRUST	

450	MONARCH INVESTMENTS LLC	Owned by KENNETH C GRIFFIN and CDC PARTNERS LP (https://opencorporates.com/companies/us_il/LLC_00968382)	Monarch is a type of butterfly
451	MSES HOLDINGS S.à r.l. f/k/a GEDS HOLDINGS S.à r.l.	Luxembourg - B183750; 100% owned by SURVEYOR CAPITAL LTD	
452	NAUTILUS HOLDINGS I LLC	Holding company for 14 STAR ISLAND (folio: 02-4204-001-0130) which was just sold to STAR ISLAND 14 LLC, which reportedly is A-Rod (https://therealdeal.com/miami/2022/10/05/ken-griffin-sells-waterfront-star-island-property-to-a-rod/); sole member is KP HOLDINGS LLC	
453	NELSON PARTNERS LTD	https://files.brokercheck.finra.org/firm/firm_45631.pdf ; https://www.sec.gov/Archives/edgar/data/813347/000095013101000937/0000950131-01-000937-0001.txt	
454	NEXBRIDGE CAPITAL MARKETS LLC	CRD#: 45631/SEC#: 8-51119; 75%+ owned by CAISLEAN INVESTMENTS LLC (https://files.brokercheck.finra.org/firm/firm_45631.pdf)	
455	NGFD OFFSHORE HOLDINGS LTD	NFA Pool ID P101526, ceased trading 4/21/2014	
456	NJ LONGWING LLC	Delaware LLC, registered Florida address is Citadel Miami HQ, Sole Member and President is Kenneth C Griffin	NJ = New Jersey? Longwing is type of butterfly. Red Admiral is most common butterfly in New Jersey: https://birdwatchinghq.com/butterflies-in-new-jersey/
457	NP HOLDINGS I LLC	Held ownership of FH HOLDINGS LLC, transferred assets to DIAS FAMILY 2009 TRUST	
458	NP PARTNERS	https://www.sec.gov/Archives/edgar/data/915324/000095013199005830/0000950131-99-005830.txt	
459	NYCP LLC	Holding company for 220 CENTRAL PARK SOUTH units #20J, #20I, and #50, NEW YORK, NEW YORK 10129 (Block 1030, Lots 1026, 1027, 1082); sole member is KP HOLDINGS LLC	
460	NYHCH LLC	Holding company for partial ownership of Sikorsky S-76D (N800SG)	
461	OCTERTESS LIMITED	https://find-and-update.company-information.service.gov.uk/company/12009643	
462	OLYMPUS SECURITIES LTD	https://files.brokercheck.finra.org/firm/firm_45631.pdf ; https://www.sec.gov/Archives/edgar/data/813347/000095013101000937/0000950131-01-000937-0001.txt	
463	OMNIUM EUROPE LIMITED	http://registers.centralbank.ie/ICAVDocuments/C157189/Director%20Details%20Updated%2016.10.31%202.pdf	
464	OMNIUM LLC	Hedge fund services; acquired by Northern Trust in 2011 (https://www.sec.gov/Archives/edgar/data/73124/000119312511140274/dex991.htm)	
465	OTM PH58 LLC	Holding company for 1000 BISCAYNE BLVD UNIT 5801, MIAMI, FL 33132 (Folio: 01-3231-079-0480)	
466	PALAFIX TRADING LLC	CRD#: 131114/SEC#: 8-66420 (https://files.brokercheck.finra.org/firm/firm_131114.pdf)	Palafix is a flower native to Florida: https://www.floridawildflowers.org/flower-friday-palafixia-feay/
467	PB TRADING HOLDING LLC	Incorporated 10/11/2022, withdrawn 12/19/2022; Kenneth C Griffin sole member	
468	PBH LLC	See BLOSSOM WAY HOLDINGS LLC	PBH = Palm Beach Holdings
469	PERSONAL COMPUTER SOFTWARE, INC	Company through which Ken Griffin sold software; mother Catherine and father Donald were also directors. Formed 2/10/1984, dissolved 11/1/1985.	
470	PIONEERPATH CAPITAL LTD	https://www.sec.gov/Archives/edgar/data/1027745/000114420408050200/v124853_sc13g.htm	
471	PPCD LLC	NFA Pool ID P048477, ceased trading 11/15/2012	
472	PROVIDENCIA PARTNERS LLC	Holding company for 60 BLOSSOM WAY, PALM BEACH, FL 33480 (PCN: 50-43-44-02-00-001-0022)	
473	PRSSPYDER LLC	Sole member is LMQ LLC, Delaware LLC, registered Florida address is Citadel Miami HQ	
474	PVNAH LLC	See 16 WILLOW HOLDINGS LLC	
475	RAVELIN CAPITAL LTD	https://www.sec.gov/Archives/edgar/data/1616344/000161634417000002/stmfnotesbonly.pdf ; Griffin shut it down in 2017 (https://www.businessinsider.com/ken-griffin-has-shut-down-one-of-citadels-stock-picking-units-2017-2/); NFA Pool ID P111246, ceased trading 1/29/2016	
476	RED ADMIRAL U-A-D 12/20/07	Holds numerous assets e.g. Citadel Trading Group, sole member of 31 WILLOW HOLDINGS LLC f/k/a AP HOLDINGS I LLC	Red Admiral is a type of butterfly: https://en.wikipedia.org/wiki/Vanessa_a_talanta

477	RESMAE LIQUIDATION PRODUCTIONS LLC	https://www.reuters.com/article/citadelinvestment-resmae/citadel-agrees-to-buy-bankrupt-lender-resmae-idUKN0638258620070306	
478	RESMAE LIQUIDATION PROPERTIES LLC	https://www.reuters.com/article/citadelinvestment-resmae/citadel-agrees-to-buy-bankrupt-lender-resmae-idUKN0638258620070306	
479	RIS CAPITAL LTD	https://files.brokercheck.finra.org/firm/firm_37134.pdf	
480	RIS CAPITAL II LTD	https://files.brokercheck.finra.org/firm/firm_37134.pdf	
481	RIS HOLDING LTD	https://files.brokercheck.finra.org/firm/firm_37134.pdf	
482	RMC DERIVATIVES LLC	Sole member is RMCD HOLDINGS LLC	RMC = Resmae Mortgage Corporation
483	RMCD HOLDINGS LLC	Owens RMC DERIVATIVES LLC	RMCD = Resmae Mortgage Corporation Derivatives
484	RVFI OFFSHORE HOLDINGS LTD	NFA Pool ID P151046, ceased trading 5/15/2020	RVFI = Relative Value Fixed Income
485	SENTINEL INVESTMENTS LTD	https://files.brokercheck.finra.org/firm/firm_37134.pdf	
486	SETAI PH A HOLDINGS LLC f/k/a MH HOLDINGS I LLC	Holding company for Penthouse A at the Setai Miami Beach (folio: 02-3234-153-2510)	MH = Miami Holdings
487	SETAI PH B HOLDINGS LLC f/k/a FLPH LLC	Holding company for Penthouse B at the Setai Miami Beach (folio: 02-3234-153-2500)	FLPH = FLorida PentHouse
488	SHANG TIAN (SHANGHAI) TRADING COMPANY LIMITED	http://registers.centralbank.ie/ICAVDocuments/C157189/Director%20Details%20Updated%2016.10.31%202.pdf	
489	SHANG YUE (SHANGHAI) INVESTMENT CONSULTING COMPANY LIMITED	http://registers.centralbank.ie/ICAVDocuments/C157189/Director%20Details%20Updated%2016.10.31%202.pdf	
490	STRATTON PARTNERS, LP	See Cook County, IL doc 96895422; general partners is CITADEL LIMITED PARTNERSHIP	
491	STUTTGART AMG LLC	Delaware LLC, registered Florida address is Citadel Miami HQ, Gerald Beeson is Authorized Person	
492	SURV LLC	NFA Pool ID P055537, ceased trading 4/30/2013	
493	SURVEYOR CAPITAL LTD	https://www.sec.gov/edgar/browse/?CIK=1588930	
494	SYLPHINA DIVERSIFIED I LLC	Delaware LLC, registered Florida address is Citadel Miami HQ, Gerald Beeson is Authorized Person	Sylphina is a type of butterfly: https://en.wikipedia.org/wiki/Chorinea_sylphina
495	SYLPHINA DIVERSIFIED II LLC	Delaware LLC, registered Florida address is Citadel Miami HQ, Gerald Beeson is Authorized Person	Sylphina is a type of butterfly: https://en.wikipedia.org/wiki/Chorinea_sylphina
496	TACTICAL TRADING HOLDINGS LTD	NFA Pool ID P037049, ceased trading 6/26/2014	
497	TACTICAL TRADING OFFSHORE HOLDINGS LTD	https://www.sec.gov/Archives/edgar/vpr/1600/16003280.pdf	
498	TACTICAL TRADING UK HOLDINGS LTD	NFA Pool ID P037048, ceased trading 4/1/2013	
499	TAFT SECURITIES	CRD#: 24514/SEC#: 8-41207 (https://brokercheck.finra.org/firm/summary/24514); was Registered Agent for WELLINGTON INVESTORS LIMITED PARTNERSHIP (see Cook County, IL doc 90543857)	
500	TAFT SECURITIES, LP	See CITADEL TRADING GROUP, LLC; CRD#: 24514/SEC#: 8-41207 (https://brokercheck.finra.org/firm/summary/24514)	
501	TAFT SECURITIES, LLC	See CITADEL TRADING GROUP, LLC; CRD#: 24514/SEC#: 8-41207 (https://brokercheck.finra.org/firm/summary/24514)	
502	THE CITADEL FOUNDATION NOT-FOR-PROFIT CORPORATION	https://projects.propublica.org/nonprofits/organizations/576020493	
503	THE KENNETH AND ANNE GRIFFIN FOUNDATION	EIN 36-4747915; https://projects.propublica.org/nonprofits/organizations/364747915 ; in 2013 paid GRIFFIN FAMILY SERVICES LLC \$154,774	
504	TITAN SECURITIES LLC	CRD#: 37628/SEC#: 8-47919 (https://files.brokercheck.finra.org/firm/firm_37628.pdf); see Cook County, IL doc 96895419	
505	TODA CAPITAL LTD	https://files.brokercheck.finra.org/firm/firm_45631.pdf	
506	TRIUMPH CAPITAL LTD	https://www.sec.gov/Archives/edgar/data/1027745/000114420408050200/v124853_sc13g.htm ; NFA Pool ID P030604, ceased trading 7/11/2010	
507	VELD OFFSHORE HOLDINGS LTD	NFA Pool ID P099969, ceased trading 10/30/2014	
508	WCH L.L.C.	https://www.sec.gov/Archives/edgar/data/915324/000095013199005830/0000950131-99-005830.txt	
509	WELLINGTON FINANCIAL GROUP, INC	See CITADEL INVESTMENT GROUP LLC	

510	WELLINGTON INVESTORS LIMITED PARTNERSHIP	See CITADEL INVESTMENT MANAGEMENT LP; Partnership agreement executed 9/27/1990, see Cook County, IL doc 90543857, TAFT SECURITIES is Registered Agent; Cook County, IL doc 91241713, filed May 21, 1991, Kenneth C Griffin is General Partner; 225 W. Washington, Suite 2150, Chicago, IL (Glenwood Capital's offices); Changed name to CITADEL INVESTMENT MANAGEMENT LP on 6/24/1994 (doc 94555817)	
511	WELLINGTON PARTNERS LIMITED PARTNERSHIP	Partnership agreement executed 9/27/1990, see Cook County, IL doc 90543858; Cook County, IL doc 91241712	
512	WEMIO LLC	Holding company for 1295 S. OCEAN BLVD, PALM BEACH, FL 33480 (PCN: 50-43-44-02-11-000-0051, 50-43-44-02-11-000-0010)	
513	WHITECAPS HOLDINGS LLC	Holding company for Star Island lots 8 & 9 (folio: 02-4204-001-0080)	
514	WINDSOR-VALORI, L.P.	See CITADEL TRADING GROUP, LLC; CRD#: 24514/SEC#: 8-41207 (https://brokercheck.finra.org/firm/summary/24514)	
515	WINGATE CAPITAL LTD	https://files.brokercheck.finra.org/firm/firm_45631.pdf	
516	WK CMD HOLDINGS I LTD	NFA Pool ID P175323	
517	WK CMD HOLDINGS II LTD	NFA Pool ID P175325	
518	WK GFI HOLDINGS LTD	NFA Pool ID P175328; added to ownership structure of PALAFOX TRADING LLC in Jan 2023 see https://files.brokercheck.finra.org/firm/firm_131114.pdf	Wellington Kensington Global Fixed Income
519	WK MS HOLDINGS I LTD	NFA Pool ID P175326	
520	WK MS HOLDINGS II LTD	NFA Pool ID P175327	
521	WNPB L.L.C.	https://www.sec.gov/Archives/edgar/data/915324/000095013199005830/000095013199-005830.txt	
522	WOKING LLC	Holding or transfer company for "2 X MCLAREN MOTOR CARS MCLAREN SENNA GTR - VIN SBM..... MCLAREN SENNA GTR - VIN SBM....." shipped by BESPOKE HANDLING LTD (WEST SUSSEX, UK), source: bill of lading HLCULIV201255915	
523	WOKING II LLC	Holding or transfer company for "Mclaren Car Chassis Flight Running Equipment Car" (1850 kg), shipped by BESPOKE HANDLING LTD (UK), source: bill of lading BANQLDN0205674	
524	WOKING III LLC	Delaware LLC, registered Florida address is Citadel Miami HQ, Gerald Beeson is Authorized Person	
525	WOKING IV LLC	Delaware LLC, registered Florida address is Citadel Miami HQ, Gerald Beeson is Authorized Person	
526	WOKING V LLC	Delaware LLC, registered Florida address is Citadel Miami HQ, Gerald Beeson is Authorized Person	
527	WOLFE TRADING II LLC	https://www.sec.gov/Archives/edgar/data/24741/000091205702030556/a2086421zsc13g.htm	
528	ZEBRA LONGWING LLC	Delaware LLC, registered Florida address is Citadel Miami HQ, Gerald Beeson is Authorized Person	Zebra longwing is a type of butterfly: https://en.wikipedia.org/wiki/Heliconius_charithonia
529	ZHOU SHUI (SHANGHAI) TRADING COMPANY LIMITED	http://registers.centralbank.ie/ICAVDocuments/C157189/Director%20Details%20Updated%2016.10.31%202.pdf	
530	ZHOU YUE TRADING (SHENZHEN) COMPANY LIMITED	http://registers.centralbank.ie/ICAVDocuments/C157189/Director%20Details%20Updated%2016.10.31%202.pdf	

EXHIBIT POLITICIANS (not an exhaustive list)

0	SENATE LEADERSHIP FUND REP	59000000.0	23	GOP WINNING WOMEN REP	58000.0
1	CONGRESSIONAL LEADERSHIP FUND REP	33505000.0	24	ILLINOIS REPUBLICAN PARTY - FEDERAL REP	20000.0
2	HONOR PENNSYLVANIA, INC. REP	8800000.0	25	FRIENDS OF GOP WINNING WOMEN 2022 REP	17400.0
3	NATIONAL VICTORY ACTION FUND REP	8000000.0	26	MAJORITY COMMITTEE PAC--MC PAC REP	15000.0
4	BETTER FUTURE MI FUND REP	4000000.0	27	TEAM MARSHALL II REP	12800.0
5	STRONG LEADERS FUND REP	3500000.0	28	MICHAEL WALTZ FOR CONGRESS REP	11400.0
6	PROTECTING AMERICANS PROJECT ACTION FUND REP	2500000.0	29	TONY GONZALES FOR CONGRESS REP	11400.0
7	AMERICAN PATRIOTS PAC REP	2250000.0	30	LETS GET TO WORK PAC REP	10000.0
8	1820 PAC REP	1500000.0	31	JAIME FOR CONGRESS REP	8600.0
9	ILLINOIS VALUES PAC REP	1500000.0	32	GARBARINO FOR CONGRESS REP	8600.0
10	WFW ACTION FUND, INC. REP	1500000.0	33	YOUNG KIM FOR CONGRESS REP	8600.0
11	ALASKANS FOR L.I.S.A. (LEADERSHIP IN A STRONG ALASKA) REP	1500000.0	34	VICTORIA SPARTZ FOR CONGRESS REP	8600.0
12	ESAFUND REP	1000000.0	35	VAN DREW FOR CONGRESS REP	8600.0
13	GEORGIA ACTION FUND REP	1000000.0	36	VALADAO FOR CONGRESS REP	8600.0
14	TAKE BACK THE HOUSE 2022 REP	775400.0	37	HUDSON FOR CONGRESS REP	8600.0
15	NRCC REP	759500.0	38	FISCHBACH FOR CONGRESS REP	8600.0
16	NRSC REP	759500.0	39	LAHOOD FOR CONGRESS REP	8600.0
17	PRIORITIES FOR IOWA POLITICAL FUND REP	750000.0	40	RODNEY FOR CONGRESS REP	8600.0
18	RICK SCOTT VICTORY FUND REP	526800.0	41	MATT ROSENDALE FOR MONTANA REP	8600.0
19	WINRED REP	324600.0	42	SCALISE FOR CONGRESS REP	8600.0
20	TAKE BACK THE HOUSE 2020 REP	253500.0	43	MIKE GARCIA FOR CONGRESS REP	8600.0
21	OPPORTUNITY MATTERS FUND, INC. REP	250000.0	44	MILLER-MEEKS FOR CONGRESS REP	8600.0
22	ALABAMA CONSERVATIVES FUND REP	250000.0	45	NANCY MACE FOR CONGRESS REP	8600.0
			46	SALAZAR FOR CONGRESS REP	8600.0
			47	NICOLE FOR NEW YORK REP	8600.0
			48	PETER MEIJER FOR CONGRESS REP	8600.0
			49	YVETTE4CONGRESS REP	8600.0
			50	BETH VAN DUYN FOR CONGRESS REP	8600.0
			51	BICE FOR CONGRESS REP	8600.0
			52	ASHLEY HINSON FOR CONGRESS REP	8600.0
			53	CLAUDIA TENNEY FOR CONGRESS REP	8600.0
			54	BURGESS 4 UTAH REP	8600.0
			55	SCALISE LEADERSHIP FUND REP	7800.0
			56	PATRIOTS FOR PERRY REP	5800.0
			57	CARLOS GIMENEZ FOR CONGRESS REP	5800.0
			58	FRIENDS OF DAVID SCHWEIKERT REP	5800.0

GRIFFIN, KENNETH C CHICAGO, IL	\$2,500,000	October 11, 2022	Protecting Americans Project Action Fund
GRIFFIN, KENNETH C MIAMI, FL	\$5,000,000	September 30, 2022	Senate Leadership Fund
GRIFFIN, KENNETH C MR CHICAGO, IL	\$6,500,000	September 30, 2022	Congressional Leadership Fund
GRIFFIN, KENNETH C MIAMI, FL	\$5,000,000	July 12, 2022	Senate Leadership Fund
GRIFFIN, KENNETH C CHICAGO, IL	\$750,000	June 21, 2022	Strong Leaders Fund
GRIFFIN, KENNETH C CHICAGO, IL	\$250,000	June 15, 2022	Alabama Conservatives Fund
GRIFFIN, KENNETH C CHICAGO, IL	\$250,000	June 1, 2022	Opportunity Matters Fund
GRIFFIN, KENNETH C CHICAGO, IL	\$1,300,000	May 6, 2022	Honor Pennsylvania
GRIFFIN, KENNETH C CHICAGO, IL	\$2,750,000	May 5, 2022	Strong Leaders Fund
GRIFFIN, KENNETH CHICAGO, IL	\$1,500,000	May 5, 2022	Alaskans for LISA
GRIFFIN, KENNETH CHICAGO, IL	\$1,500,000	May 2, 2022	Illinois Values PAC
GRIFFIN, KENNETH C CHICAGO, IL	\$1,500,000	March 31, 2022	WFW Action Fund
GRIFFIN, KENNETH C CHICAGO, IL	\$2,500,000	March 9, 2022	Honor Pennsylvania
GRIFFIN, KENNETH C CHICAGO, IL	\$1,750,000	March 9, 2022	American Patriots PAC
GRIFFIN, KENNETH C CHICAGO, IL	\$5,000,000	March 9, 2022	Senate Leadership Fund
GRIFFIN, KENNETH C MR CHICAGO, IL	\$7,500,000	March 9, 2022	Congressional Leadership Fund
GRIFFIN, KENNETH C CHICAGO, IL	\$5,000,000	December 28, 2021	Honor Pennsylvania
GRIFFIN, KENNETH C MR CHICAGO, IL	\$10,000,000	December 22, 2021	Congressional Leadership Fund
GRIFFIN, KENNETH C CHICAGO, IL	\$5,000,000	December 17, 2021	Senate Leadership Fund
GRIFFIN, KENNETH C MR CHICAGO, IL	\$1,000,000	June 25, 2021	Congressional Leadership Fund
GRIFFIN, KENNETH C CHICAGO, IL	\$500,000	April 30, 2021	American Patriots PAC

GRIFFIN, KENNETH CHICAGO, IL	\$3,000,000	December 17, 2020	National Victory Action Fund
GRIFFIN, KENNETH C CHICAGO, IL	\$1,000,000	December 16, 2020	Ending Spending Action Fund
GRIFFIN, KENNETH CHICAGO, IL	\$1,000,000	December 16, 2020	National Victory Action Fund
GRIFFIN, KENNETH CHICAGO, IL	\$1,000,000	December 10, 2020	National Victory Action Fund
GRIFFIN, KENNETH CHICAGO, IL	\$1,000,000	November 23, 2020	National Victory Action Fund
GRIFFIN, KENNETH CHICAGO, IL	\$1,000,000	November 18, 2020	National Victory Action Fund
GRIFFIN, KENNETH CHICAGO, IL	\$1,000,000	November 13, 2020	National Victory Action Fund
GRIFFIN, KENNETH C CHICAGO, IL	\$10,000,000	November 12, 2020	Senate Leadership Fund
GRIFFIN, KENNETH C CHICAGO, IL	\$2,000,000	October 28, 2020	Senate Leadership Fund
GRIFFIN, KENNETH C CHICAGO, IL	\$5,000,000	October 14, 2020	Senate Leadership Fund
GRIFFIN, KEN NEW YORK, NY	\$2,000,000	October 9, 2020	Georgia United Victory
GRIFFIN, KENNETH C CHICAGO, IL	\$15,000,000	September 23, 2020	Senate Leadership Fund
GRIFFIN, KENNETH C CHICAGO, IL	\$2,500,000	September 9, 2020	Better Future Michigan Fund
GRIFFIN, KENNETH C CHICAGO, IL	\$5,000,000	September 3, 2020	Senate Leadership Fund
GRIFFIN, KEN NEW YORK, NY	\$1,000,000	September 3, 2020	Georgia United Victory
GRIFFIN, KENNETH CHICAGO, IL	\$750,000	September 3, 2020	Priorities for Iowa
GRIFFIN, KENNETH CHICAGO, IL	\$500,000	August 27, 2020	1820 PAC
GRIFFIN, KENNETH C CHICAGO, IL	\$1,000,000	August 7, 2020	Georgia Action Fund
GRIFFIN, KENNETH C MR CHICAGO, IL	\$1,500,000	August 7, 2020	Congressional Leadership Fund
GRIFFIN, KENNETH C CHICAGO, IL	\$1,000,000	July 16, 2020	Better Future Michigan Fund
GRIFFIN, KENNETH C MR CHICAGO, IL	\$2,000,000	July 16, 2020	Congressional Leadership Fund
GRIFFIN, KENNETH C CHICAGO, IL	\$500,000	June 19, 2020	Better Future Michigan Fund
GRIFFIN, KENNETH C MR CHICAGO, IL	\$3,000,000	June 15, 2020	Congressional Leadership Fund
GRIFFIN, KENNETH C MR CHICAGO, IL	\$2,000,000	May 7, 2020	Congressional Leadership Fund
GRIFFIN, KENNETH CHICAGO, IL	\$1,000,000	March 13, 2020	1820 PAC

64	MCHENRY FOR CONGRESS REP	5800.0
65	MCCLINTOCK FOR CONGRESS REP	5800.0
66	DAN CRENSHAW FOR CONGRESS REP	5800.0
67	DARRELL ISSA FOR CONGRESS REP	5800.0
68	PETE STAUBER FOR CONGRESS REP	5800.0
69	ROGER WILLIAMS FOR U S CONGRESS COMMITTEE REP	5800.0
70	RICK SCOTT FOR FLORIDA REP	5800.0
71	BRIAN FITZPATRICK FOR ALL OF US REP	5800.0
72	LAXALT FOR SENATE REP	5800.0
73	RON JOHNSON FOR SENATE, INC. REP	5800.0
74	BISHOP FOR CONGRESS REP	5800.0
75	SCOTT FRANKLIN FOR CONGRESS REP	5800.0
76	SENATE GOP WINNING WOMEN VICTORY COMMITTEE REP	5800.0
77	STEVE CHABOT FOR CONGRESS REP	5800.0
78	BALDERSON FOR CONGRESS REP	5800.0
79	TIM SCOTT FOR SENATE REP	5800.0
80	UPTON FOR ALL OF US REP	5800.0
81	ANN WAGNER FOR CONGRESS REP	5800.0
82	ANDY BARR FOR CONGRESS, INC. REP	5800.0
83	VAN TAYLOR CAMPAIGN REP	5800.0
84	LISA MURKOWSKI FOR US SENATE REP	5800.0
85	NEHLS FOR CONGRESS REP	5800.0
86	GRASSLEY COMMITTEE, INC. REP	5800.0
87	KATKO FOR CONGRESS REP	5800.0
88	DON BACON FOR CONGRESS REP	5800.0
89	DOUG LAMALFA COMMITTEE REP	5800.0
90	DREW FERGUSON FOR CONGRESS INC. REP	5800.0
91	JOHN CARTER FOR CONGRESS REP	5800.0
92	ELISE FOR CONGRESS REP	5800.0
93	JOHN KENNEDY FOR US REP	5800.0
94	EMMER FOR CONGRESS REP	5800.0
95	DEVIN NUNES CAMPAIGN COMMITTEE REP	5800.0
96	GOOD FOR CONGRESS REP	5800.0
97	KEVIN MCCARTHY FOR CONGRESS REP	5800.0
98	ESTHER FOR CONGRESS REP	5800.0
99	AMANDA ADKINS FOR CONGRESS REP	5700.0
100	SHELLER FOR CONGRESS, INC. REP	5700.0
101	HUNT FOR CONGRESS REP	5700.0

113	TANYA FOR ARIZONA REP	2900.0	
114	TEAM HERSCHEL, INC REP	2900.0	
115	IOWANS FOR ZACH NUNN REP	2900.0	
116	DAVE MCCORMICK FOR US SENATE REP	2900.0	
117	KEAN FOR CONGRESS INC REP	2900.0	
118	MONICA FOR CONGRESS REP	2900.0	
119	JEREMY FOR GEORGIA REP	2900.0	
120	KIGGANS FOR CONGRESS REP	2900.0	
121	JOHN JAMES FOR CONGRESS, INC. REP	2900.0	
122	JESSE REISING FOR CONGRESS REP	2900.0	
123	CISCOMANI FOR CONGRESS REP	2900.0	
124	BRITT FOR ALABAMA INC REP	2900.0	
125	JD VANCE FOR SENATE INC. REP	2900.0	
126	ESSHAKI FOR CONGRESS REP	2800.0	
127	KIM KLACIK FOR CONGRESS REP	2800.0	
128	TIFFANY SHEDD FOR CONGRESS COMMITTEE REP	2800.0	2800.0
129	MARY MILLER FOR CONGRESS REP	2800.0	
130	ADRIAN SMITH FOR CONGRESS REP	2800.0	
131	ANTHONY GONZALEZ FOR CONGRESS REP	2800.0	
132	GEN-NEXT GOP LEADERS FUND REP	2800.0	
133	ALEK FOR OREGON REP	2800.0	
134	MARK GREEN FOR CONGRESS REP	2800.0	
135	FEENSTRA FOR CONGRESS REP	2800.0	
136	COLLINS FOR TEXAS REP	2800.0	
137	WALORSKI FOR CONGRESS INC REP	2800.0	
138	YOUNG FOR IOWA, INC. REP	2800.0	
139	KINZINGER FOR CONGRESS REP	2800.0	
140	AMERICANS FOR PARNELL COMMITTEE REP	2800.0	
141	BOGNET FOR CONGRESS REP	2800.0	
142	KANSANS FOR MARSHALL REP	2800.0	
143	CARL DEMAIO FOR CONGRESS REP	2800.0	
144	JEANNE FOR CONGRESS REP	2800.0	
145	BRIAN FITZPATRICK FOR CONGRESS REP	2800.0	
146	JESSE JENSEN FOR CONGRESS REP	2800.0	

Sen. Shelley Moore Capito (R)
 Sen. Lisa Murkowski (R)
 Sen. Marco Rubio (R)
 Sen. Rick Scott (R)
 Sen. Luther Strange (R)
 Sen. Dan Sullivan (R)
 Sen. Todd Young (R)
 Rep. Andy Barr (R)
 Rep. Mike Bost (R)
 Rep. Jeff Fortenberry (R)
 Rep. Virginia Foxx (R)
 Rep. Mike Gallagher (R)
 Rep. Mike Garcia (R)
 Rep. Bill Huizenga (R)
 Rep. Young Kim (R)
 Rep. Kevin McCarthy (R)
 Rep. Darin LaHood (R)
 Rep. Tom Reed (R)
 Rep. Dave Reichert (R)
 Rep. Ann Wagner (R)
 Rep. Bruce Westerman (R)
 Esther Joy King (R)
 Kris Kobach (R)

Joe Biden
Rahm Emanuel (D)
Bruce Rauner (R)
Susan Collins (R)
Thomas K. Kilbride (D)
Kelly Loeffler (R)
David Perdue (R)
Lisa Murkowski (R)
Donald Trump (R)
Josh Hawley (R)
John Edward James (R)
Sen. Kelly Ayotte (R)
Sen. Susan Collins (R)
Sen. John Cornyn (R)
Sen. Jeff Flake (R)
Sen. Cory Gardner (R)
Sen. Kelly Loeffler (R)

CERTIFICATE OF SERVICE

I hereby certify that on 5/31/2023, I electronically filed the foregoing with the Clerk of the Court using the [e-filing system] and that a true and correct copy of the same has been served on all counsel of record in this case via the [e-filing system] or by another method permitted by the Court.

A. Mathew

To: The Honorable Morgan T. Zurn
Vice Chancellor, Delaware Court of Chancery
Leonard L. Williams Justice Center
500 North King Street
Wilmington, DE 19801

Via File and ServeXpress:

Vice Chancellor Morgan T. Zurn
Court of Chancery
Leonard L. Williams Justice Center
500 North King Street, Suite 11600
Wilmington, DE 19801

Special Master Corinne Elise Amato, Esq.
Prickett, Jones & Elliott, P.A.
1310 N. King Street
Wilmington, DE 19801

Raymond J. DiCamillo, Esq.
Kevin M. Gallagher, Esq.
Matthew W. Murphy, Esq.
Edmond S. Kim, Esq.
Adriane M. Kappauf, Esq.
Richards, Layton &
FINGER, P.A.
920 North King Street
Wilmington, DE 19801

Michael J. Barry, Esq.
Kelly L. Tucker, Esq.
Jason M. Avellino, Esq.

GRANT & EISENHOFER P.A.
123 Justison Street, 7th Floor
Wilmington, DE 19801
Gregory V. Varallo, Esq.

Daniel E. Meyer, Esq.
BERNSTEIN LITOWITZ BERGER
& GROSSMANN LLP
500 Delaware Avenue, Suite 901
Wilmington, DE 19801
Thomas Curry, Esq.

SAXENA WHITE P.A.
824 N. Market St., Suite 1003
Wilmington, DE 19801
Cc:

Etan Leibovitz
etanleibovitz18@gmail.com

Frank Maribito
frankmaribito@yahoo.com

Alex Mathew
Alfromdc202@gmail.com

Skyler Roundtree
Skylerroundtree4@gmail.com

Brian Tuttle
k6v9581k3@gmail.com

Sean Tabor
erehofgoodwine@gmail.com

Counsel for Objector Rose Izzo
Theodore A Kittila
Halloran Farkas Kittila

5801 Kennett Pike,
Wilmington, DE, 19807
tk@hfk.law