



US00D505489S

(12) **United States Design Patent**
Sleeper

(10) **Patent No.:** **US D505,489 S**

(45) **Date of Patent:** **** May 24, 2005**

(54) **HEADGEAR FOR A RESPIRATOR MASK**

(75) **Inventor:** **Geoffrey Sleeper**, Bay Village, OH (US)

(73) **Assignee:** **Tiara Medical Systems, Inc.**, Lakewood, OH (US)

(**) **Term:** **14 Years**

(21) **Appl. No.:** **29/192,651**

(22) **Filed:** **Oct. 28, 2003**

(51) **LOC (7) Cl.** **29-02**

(52) **U.S. Cl.** **D24/110.1**

(58) **Field of Search** D24/110, 164, D24/110.1; 128/207.17, 207.11, 848; 2/171.2, 171.8

(56) **References Cited**

U.S. PATENT DOCUMENTS

4,226,234 A	10/1980	Gunderson	
4,671,271 A *	6/1987	Bishop et al.	D24/110.1
4,774,946 A	10/1988	Ackerman et al.	
5,269,296 A	12/1993	Landis	
5,429,683 A	7/1995	Le Mitouard	
5,492,116 A	2/1996	Scarberry et al.	
D383,204 S *	9/1997	Lomas	D24/110
5,934,276 A *	8/1999	Fabro et al.	128/207.17
6,044,844 A	4/2000	Kwok et al.	
6,119,694 A	9/2000	Correa et al.	

6,374,826 B1	4/2002	Gunaratnam et al.	
6,418,928 B1	7/2002	Bordewick et al.	
6,422,238 B1	7/2002	Lithgow	
6,470,886 B1 *	10/2002	Jestrabek-Hart	128/207.11
6,494,207 B1	12/2002	Kwok	
6,513,526 B2	2/2003	Kwok et al.	
D485,905 S *	1/2004	Moore et al.	D24/110.1
2002/0174868 A1	11/2002	Kwok et al.	
2004/0083534 A1 *	5/2004	Ruiz et al.	128/207.11

* cited by examiner

Primary Examiner—Ian Simmons

(74) *Attorney, Agent, or Firm*—Pearne & Gordon LLP

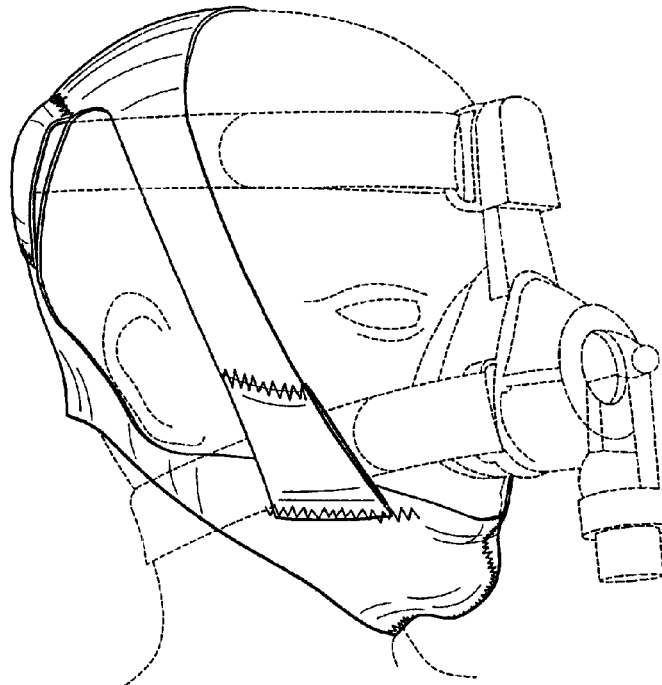
(57) **CLAIM**

The ornamental design for a headgear for a respirator mask, as shown and described.

DESCRIPTION

FIG. 1 is a perspective view of my new headgear for a respirator mask shown in use by a patient; FIG. 2 is a perspective view of my new headgear; FIG. 3 is a front view thereof; FIG. 4 is a top view thereof; FIG. 5 is a left side view thereof, a right side view being a mirror image thereof; and, FIG. 6 is a bottom view thereof. The broken lines in FIG. 1 are shown for environmental purposes and form no part of the claimed design.

1 Claim, 4 Drawing Sheets



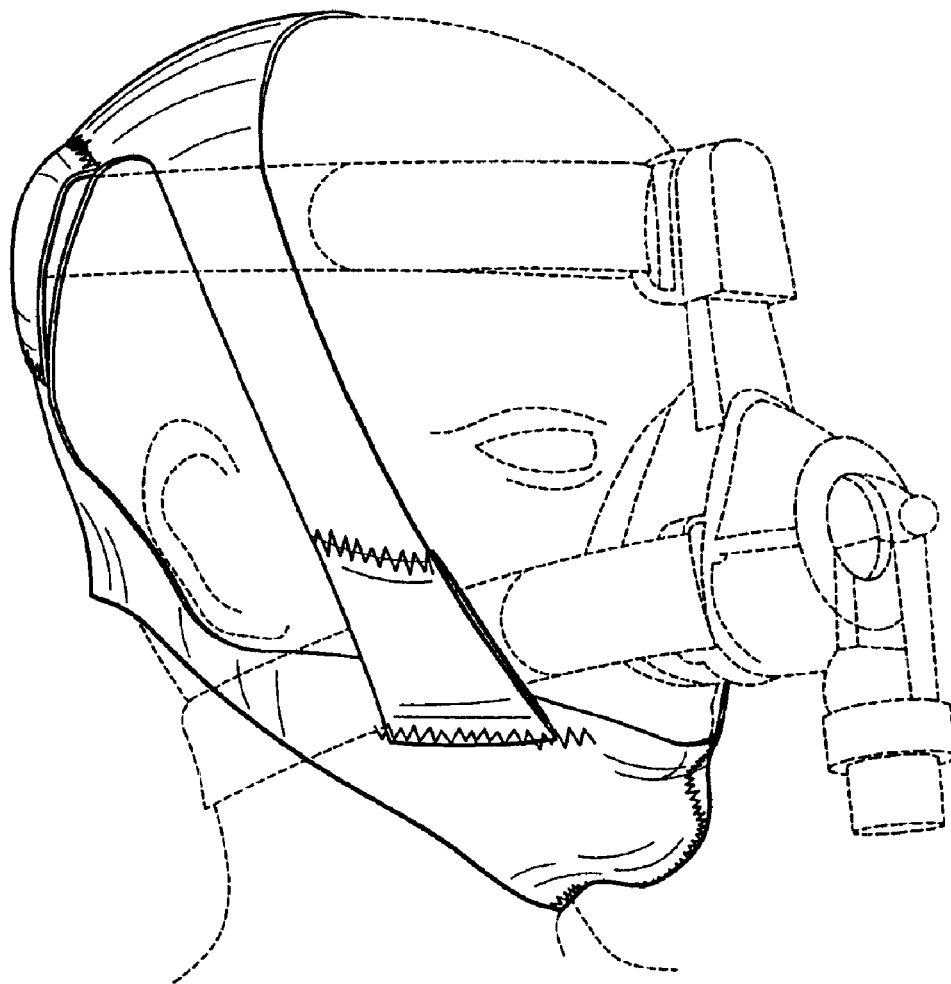


FIG. 1

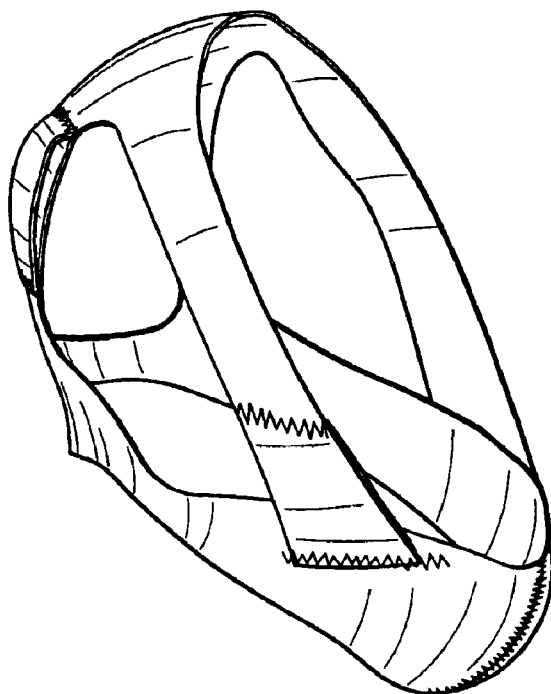


FIG. 2

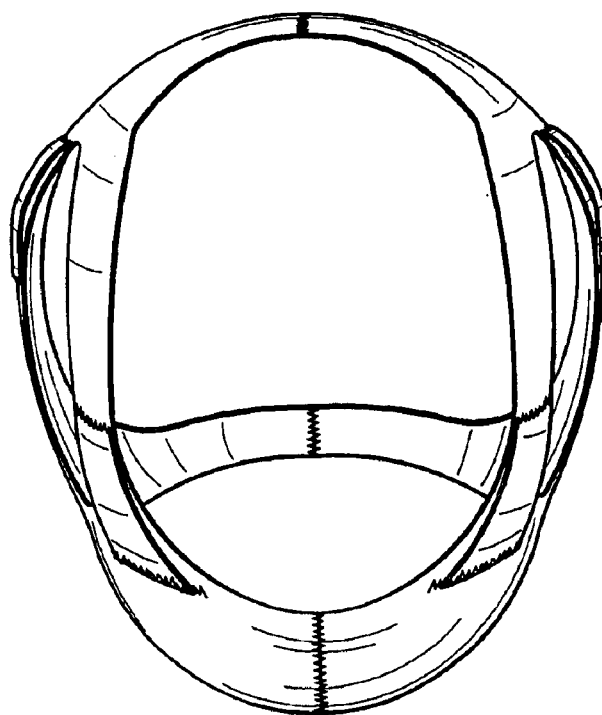


FIG. 3

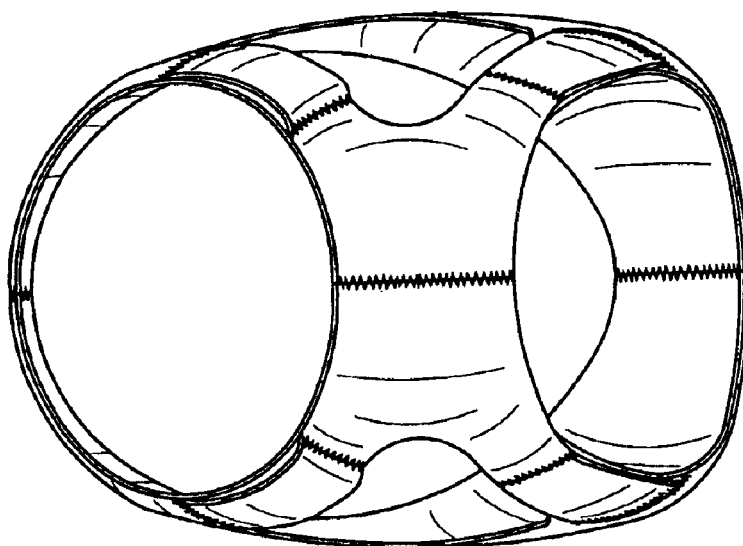


FIG. 4

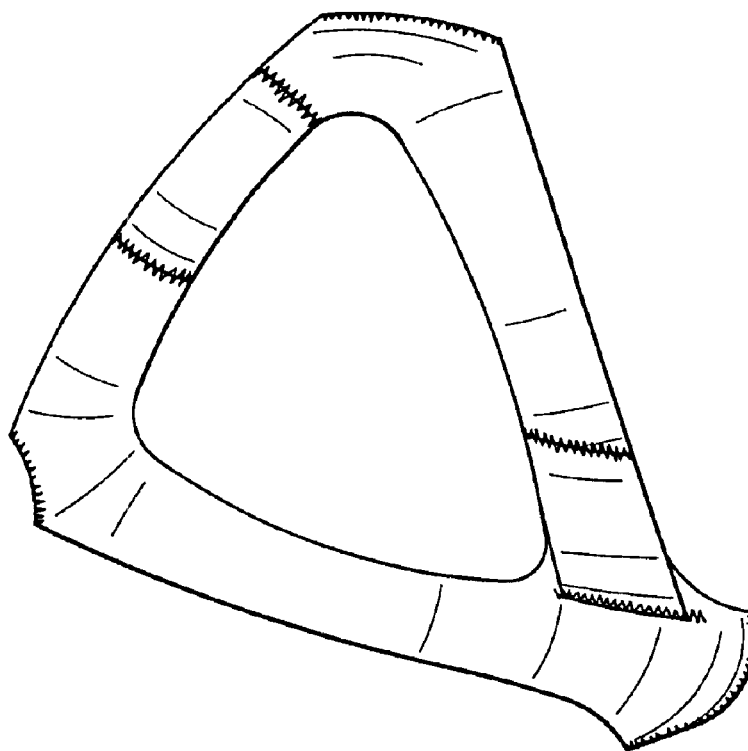


FIG. 5

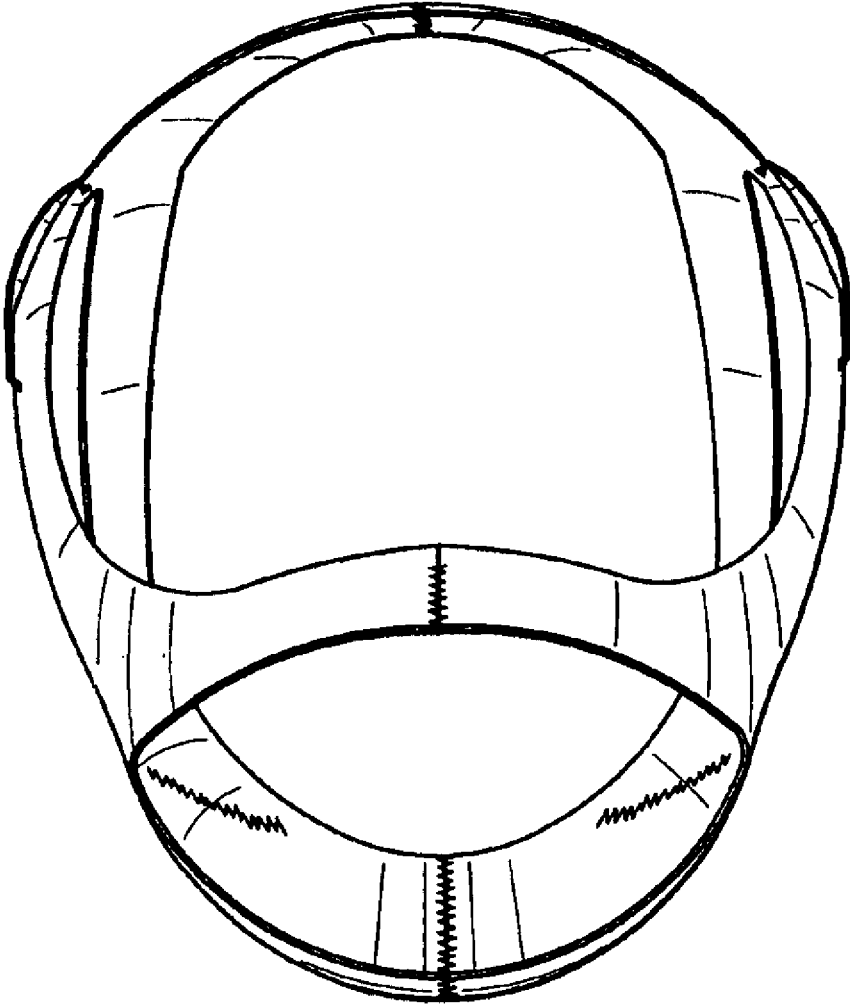


FIG. 6