



(19) **United States**

(12) **Patent Application Publication** (10) **Pub. No.: US 2007/0254728 A1**
Moallemi et al. (43) **Pub. Date: Nov. 1, 2007**

(54) **DYNAMIC DISTRIBUTION OF DEVICE FUNCTIONALITY AND RESOURCE MANAGEMENT**

Publication Classification

(75) Inventors: **Kamran Moallemi**, Del Mar, CA (US);
Amal Ekbal, San Diego, CA (US);
Chong U. Lee, San Diego, CA (US);
David Jonathan Julian, San Diego, CA (US);
Manuel E. Jaime, Solana Beach, CA (US);
Zhanfeng Jia, Belmont, CA (US)

(51) **Int. Cl.**
H04B 1/16 (2006.01)
H04B 1/38 (2006.01)
(52) **U.S. Cl.** **455/574; 455/343.2**

(57) **ABSTRACT**

Correspondence Address:
QUALCOMM INCORPORATED
5775 MOREHOUSE DR.
SAN DIEGO, CA 92121 (US)

Aspects include methods and apparatuses for communicating in an ultra-wideband transmission. For example, some aspects include methods and apparatuses for wireless communications. The method includes, at a first device in communication with at least a second device via a wireless link, monitoring at least one resource for performing at least one function. The method further includes determining whether to assign the at least one function to the at least one second device. The determining is based on information that is indicative of at least function and indicative of at least one resource of the at least one second device. Other aspects include apparatus and devices for communicating data, including according to one or more aspects of the method. For example, some aspects include devices such as headsets, watches, and medical devices configured to use such methods and apparatuses for communicating data.

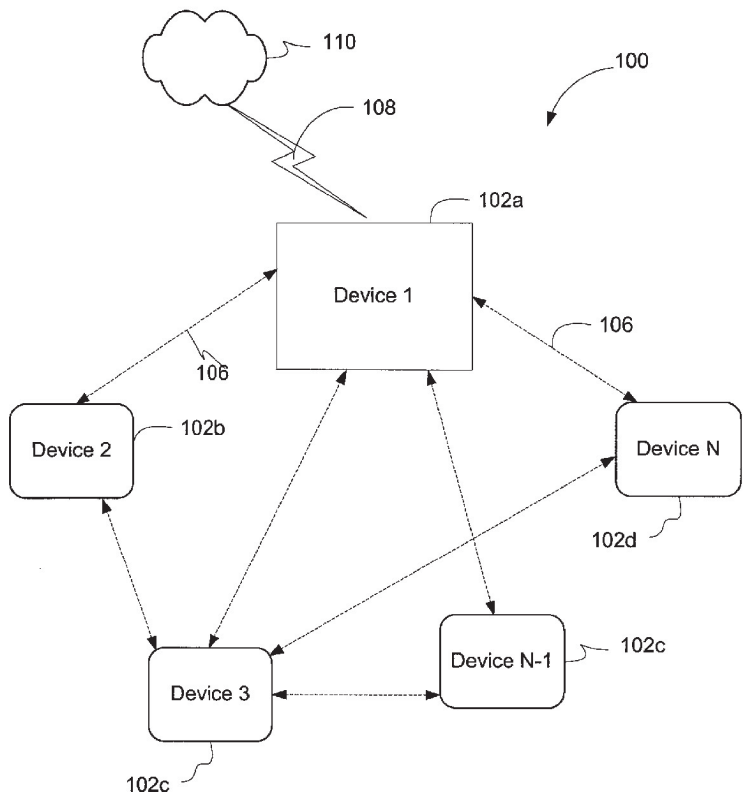
(73) Assignee: **QUALCOMM Incorporated**, San Diego, CA

(21) Appl. No.: **11/740,614**

(22) Filed: **Apr. 26, 2007**

Related U.S. Application Data

(60) Provisional application No. 60/795,445, filed on Apr. 26, 2006. Provisional application No. 60/795,436, filed on Apr. 26, 2006.



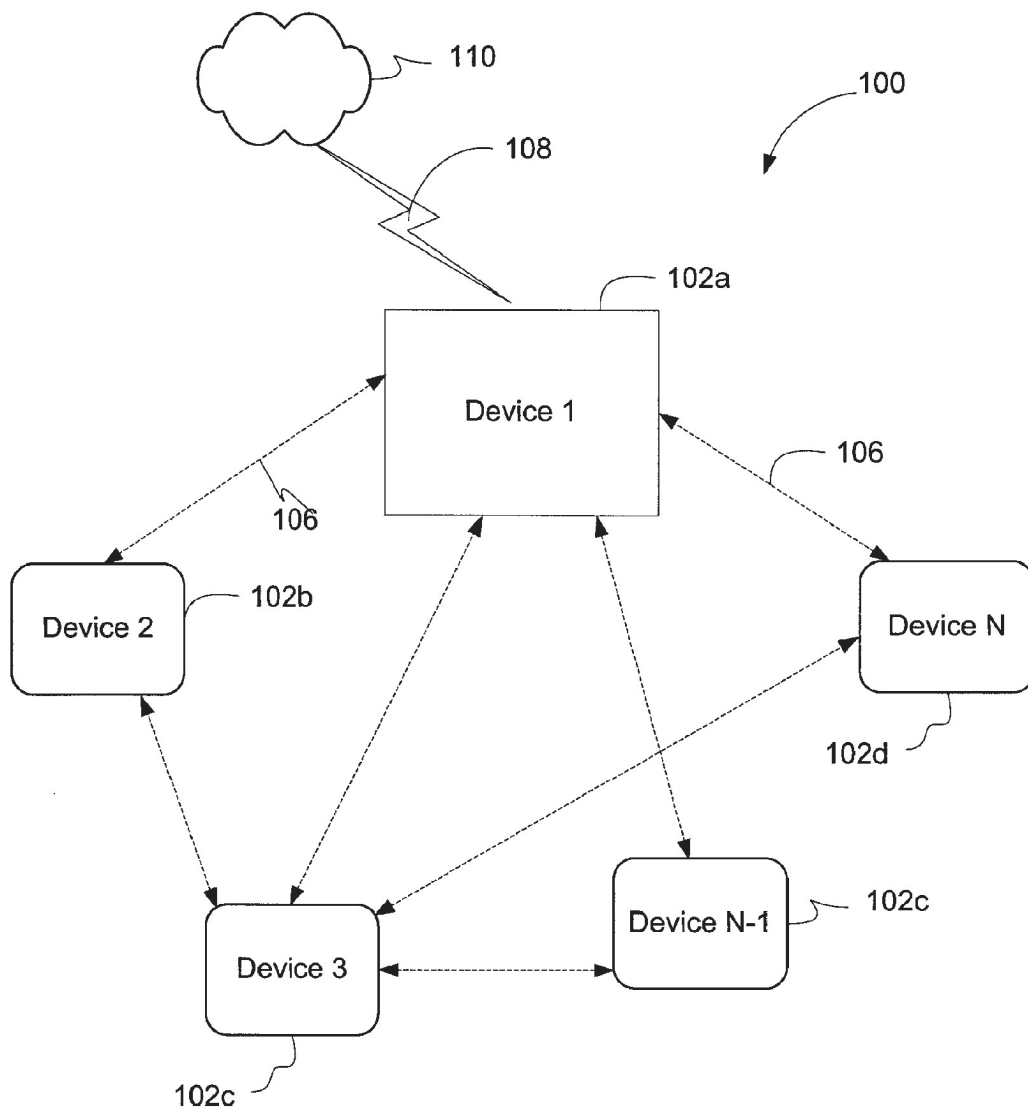


FIG. 1

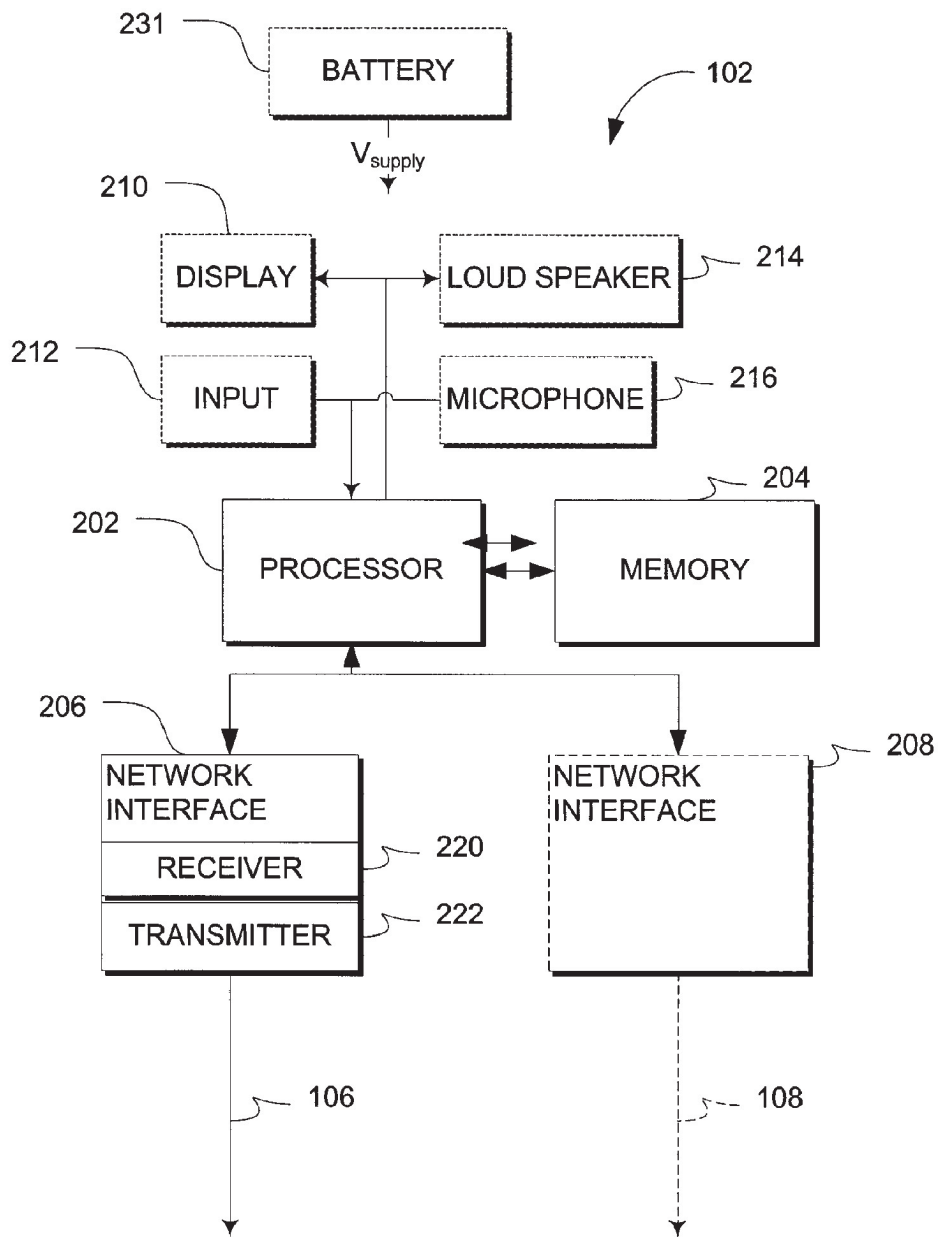


FIG. 2

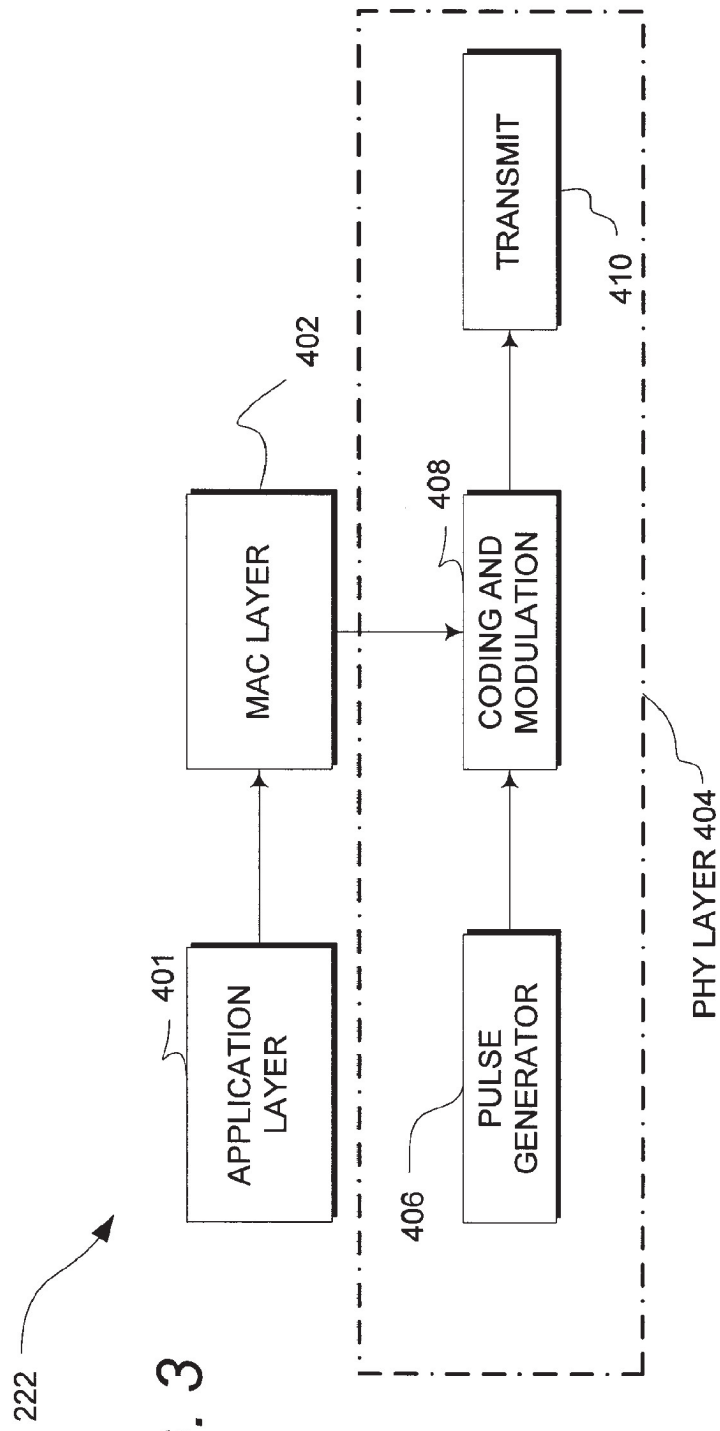


FIG. 3

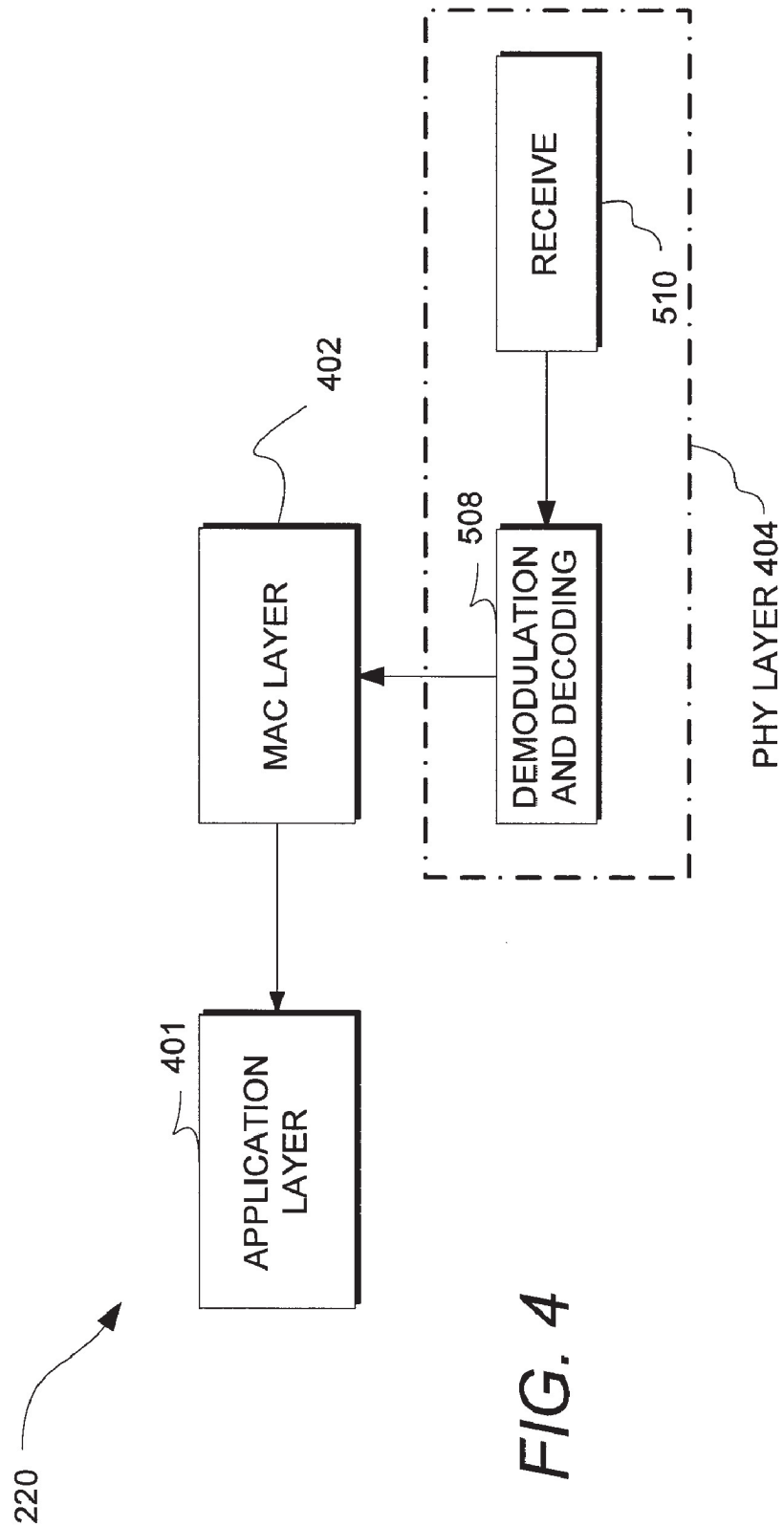


FIG. 4

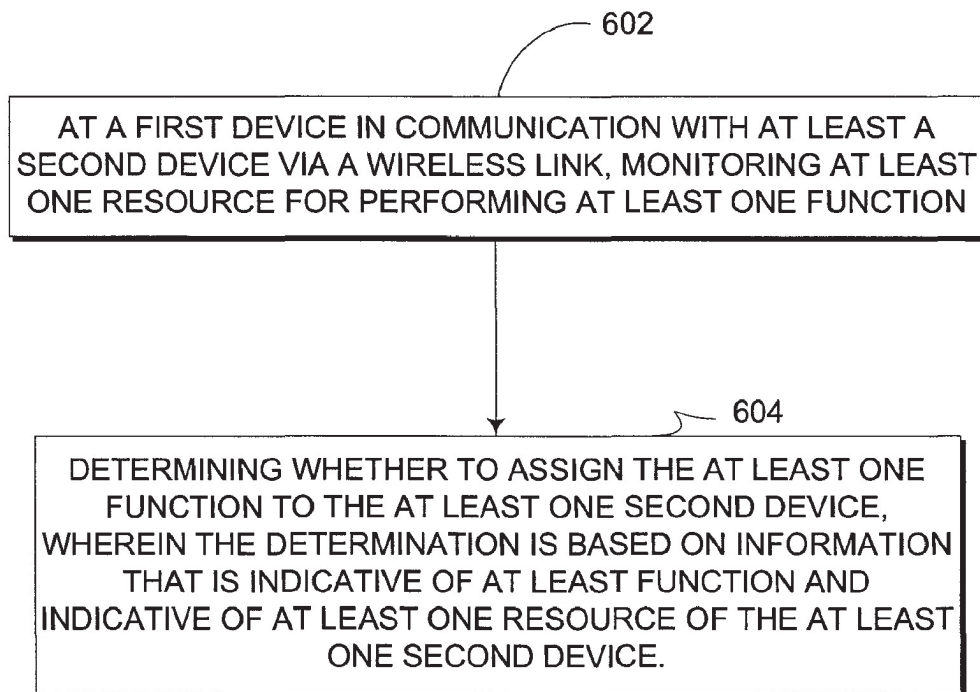


FIG. 5



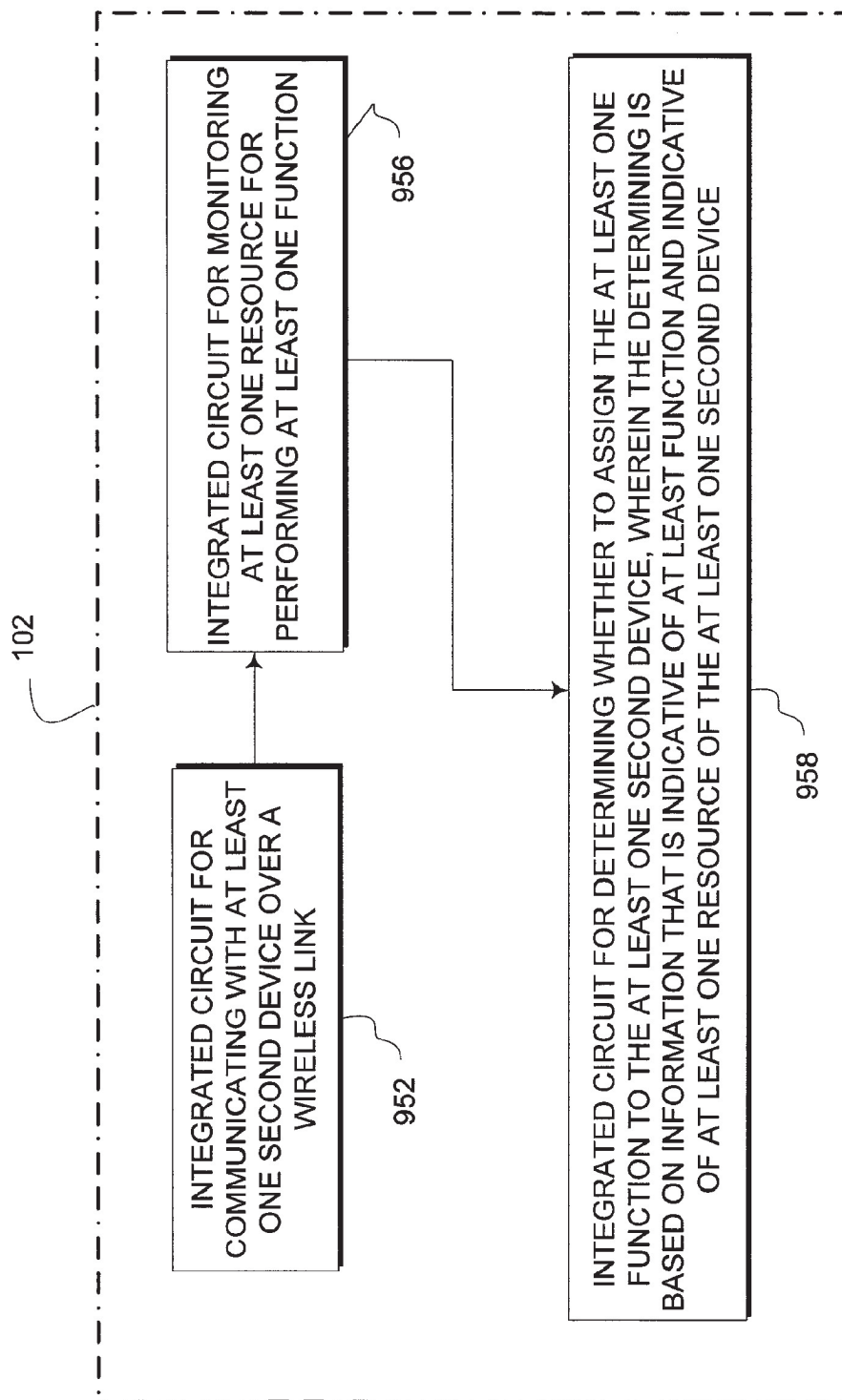


FIG. 6

**DYNAMIC DISTRIBUTION OF DEVICE
FUNCTIONALITY AND RESOURCE
MANAGEMENT**

CLAIM OF PRIORITY UNDER 35 U.S.C. §119

[0001] The present application for patent claims priority to U.S. Provisional Patent Application No. 60/795,445, entitled "METHOD FOR DISTRIBUTED DEVICE FUNCTIONALITY AND POWER MANAGEMENT," filed Apr. 26, 2006 (Attorney Docket No. 061197P1); and to U.S. Provisional Application No. 60/795,436, entitled "SYSTEM FOR PERSONAL BODY AREA NETWORK MOBILE TELEMETRY AND BIO-SENSING," filed Apr. 26, 2006 (Attorney Docket No. 061073P1). Each of the above-identified applications is assigned to the assignee hereof and hereby expressly incorporated by reference herein.

BACKGROUND

[0002] 1. Field

[0003] This application relates generally to communications, and more specifically, to ultra-wide band communication.

[0004] 2. Background

[0005] Wireless technologies enable communications between devices and may be employed for a variety of applications associated with various wireless communication networks such as personal area network ("PAN") and body area network ("BAN"). Devices in such a network may have different functional capabilities and resources. Thus, a need exists for methods and apparatuses for dynamically distributing at least one functionality and managing at least one resource for supporting at least one functionality.

SUMMARY

[0006] A summary of sample aspects of the disclosure follows. For convenience, one or more aspects of the disclosure may be referred to herein simply as "some aspects."

[0007] Methods and devices or apparatuses of the invention each have several aspects, no single one of which is solely responsible for its desirable attributes. Without limiting the scope of this invention as expressed by the claims which follow, its more prominent features will now be discussed briefly. After considering this discussion, and particularly after reading the section entitled "Detailed Description" one will understand how the features of this invention provide advantages that include reduced power consumption and increased functionality from distribution of functionality and power management in, for example, an ultra-wideband (UWB) network.

[0008] Some aspects include a method of communicating data. The method includes, at a first device in communication with at least a second device via a wireless link, monitoring at least one resource for performing at least one function. The method further includes determining whether to assign the at least one function to the at least one second device. The determining is based on information that is indicative of at least function and indicative of at least one resource of the at least one second device. Other aspects include apparatus and devices for communicating data, including according to one or more aspects of the method.

For example, some aspects include devices such as headsets, watches, and medical devices configured to use such methods and apparatuses for communicating data.

BRIEF DESCRIPTION OF THE DRAWINGS

[0009] FIG. 1 is a block diagram illustrating an example network of wirelessly connected devices.

[0010] FIG. 2 is a block diagram illustrating an example of a wireless device such as illustrated in FIG. 1.

[0011] FIG. 3 is a block diagram illustrating a transmitter of a device such as illustrated in FIG. 2.

[0012] FIG. 4 is a block diagram illustrating a receiver of a device such as illustrated in FIG. 2.

[0013] FIG. 5 is a flowchart illustrating an example of a method of allocating processing resources such as in the example network such as illustrated FIG. 1.

[0014] FIG. 6 is a block diagram illustrating an example of the device that allocates processing resources using a method such as illustrated in FIG. 5.

DETAILED DESCRIPTION

[0015] The following detailed description is directed to certain specific aspects of the invention. However, the invention can be embodied in a multitude of different ways as defined and covered by the claims. It should be apparent that the aspects herein may be embodied in a wide variety of forms and that any specific structure, function, or both being disclosed herein is merely representative. Based on the teachings herein one skilled in the art should appreciate that an aspect disclosed herein may be implemented independently of any other aspects and that two or more of these aspects may be combined in various ways. For example, an apparatus may be implemented or a method may be practiced using any number of the aspects set forth herein. In addition, such an apparatus may be implemented or such a method may be practiced using other structure, functionality, or structure and functionality in addition to or other than one or more of the aspects set forth herein. As an example of some of the above concepts, in some aspects, data transmissions disclosed herein may be transmitted on concurrent channels established based on pulse repetition frequencies. In some aspects, concurrent channels may be established based on time hopping sequences. In some aspects, concurrent channels may be established based on pulse repetition frequencies and time hopping sequences.

[0016] A body area network comprising one or more devices may define a system that provides distributed functionality as each of these devices (or sub-systems of the devices 102) performs certain functions. Moreover, each device may be powered independently. If a device loses power and is no longer functional, it can affect the capabilities of the system. According, in some aspects, a method, system, and apparatus is provided that manages the overall functionality of the network and to maximize the utilization of available power.

[0017] FIG. 1 is a block diagram illustrating an example system 100 of wirelessly connected devices 102a, 102b, 102c, and 102d (which are generically referenced herein as the device 102). The system 100 may comprise one or more of a personal area network (PAN) and/or a body area

network (BAN). The system 100 may optionally include one or more devices 102a that comprise a longer range, e.g., mobile telephone or other network interface and other device, each of which is configured to communicate over a wireless link 106. Each device 102 may be configured to communicate over the links 106 and at least one other data communications link, e.g., via any suitable wireless or wired network link. The devices 102 may comprise devices such as headsets and watches (or other portable devices configured to display information such as caller id from a phone and/or messages (or portions thereof) such as email, short message system (SMS) messages, or any other type of data, including data received over the wireless links 106 and 108. Other examples of devices 102 may include input/output devices, sensors, and medical devices. Each of the devices 102 may communicate with one, two, or any number of the other devices 102.

[0018] One or more of the devices 102 may detect the presence of the other devices 102 when the other devices 102 initially communicate over the link 106. Two or more devices 102 may be paired through an exchange of messages over the link 106. For example, two devices 102 may pair when one of the two devices 102 first detects (by receiving a message over the wireless link 106) the other device 102. The pairing process may be based at least partly on a user's authorization of the pairing. The paired group of the devices 102 may define a particular personal or body area network.

[0019] As discussed further below, in some aspects the communications link 106 a pulsed-based physical layer. For example, the physical layer may utilize ultra-wideband pulses that have a relatively short length (e.g., on the order of a few nanoseconds) and a relatively wide bandwidth. In some aspects, an ultra-wide band may be defined as having a fractional bandwidth on the order of approximately 20% or more and/or having a bandwidth on the order of approximately 500 MHz or more. The fractional bandwidth is a particular bandwidth associated with a device divided by its center frequency. For example, a device according to this disclosure may have a bandwidth of 1.75 GHz with center frequency 8.125 GHz and thus its fractional bandwidth is 1.75/8.125 or 21.5%.

[0020] Those skilled in the art would understand that information and signals may be represented using any of a variety of different technologies and techniques. For example, data, instructions, commands, information, signals, bits, symbols, and chips that may be referenced throughout the above description may be represented by voltages, currents, electromagnetic waves, magnetic fields or particles, optical fields or particles, or any combination thereof.

[0021] FIG. 2 is a block diagram illustrating an example of a wireless device 102. The device 102 includes a processor 202 that is in communication with a memory 204 and a network interface 206 for communicating via the wireless link 106. Optionally, the device 102 may also include one or more of a display 210, a user input device 212 such as a key, touch screen, or other suitable tactile input device, a loudspeaker 214 comprising a transducer adapted to provide audible output based on a signal received over the wireless link 106 and/or a microphone 216 comprising a transducer adapted to provide audible input of a signal that may be transmitted over the wireless link 106. For example, a watch

may include the display 210 adapted to provide a visual output based on a signal received via the wireless communication link. A medical or other sensor device may include one or more input devices 212 that include a transducer or sensor adapted to generate at least one sensed signal or sensed data to be transmitted via the wireless communication link 106. More examples of devices 102 are discussed below with reference to FIG. 2.

[0022] The network interface 206 may include any suitable antenna (not shown), a receiver 220, and a transmitter 222 so that the exemplary device 102 can communicate with one or more devices over the wireless link 106. Optionally, the network interface 206 may also have processing capabilities to reduce processing requirements of the processor 202.

[0023] Optionally, the device 102 may include a second network interface 208 that communicates over the network 110 via a link 108. For example, the device 102 may provide connectivity to the other network 110 (e.g., a wide area network such as the Internet) via a wired or wireless communication link. Accordingly, the device 102 may enable other devices 102 (e.g., a Wi-Fi station) to access the other network. In addition, it should be appreciated that one or more of the devices 102 may be portable or, in some cases, relatively non-portable. The second network interface 208 may transmit and receive RF signals according to the IEEE 802.11 standard, including IEEE 802.11(a), (b), or (g), the BLUETOOTH standard, and/or CDMA, GSM, AMPS or other known signals that are used to communicate within a wireless cell phone network. In addition, the second network interface 208 may comprise any suitable wired network interface such as Ethernet (IEEE 802.3).

[0024] The device 102 may optionally include a battery 231 to provide power to one or more components of the device 102. The device 102 may comprise at least one of a mobile handset, a personal digital assistant, a laptop computer, a headset, a vehicle hands free device, or any other electronic device. In addition, the device 102 may comprise one or more of a biomedical sensor, biometric sensor, a pacemaker, or any other device for measuring or affecting a human body. In particular, the teachings herein may be incorporated into (e.g., implemented within or performed by) a variety of the devices 102. For example, one or more aspects taught herein may be incorporated into a phone (e.g., a cellular phone), a personal data assistant ("PDA"), an entertainment device (e.g., a music or video device), a headset (e.g., headphones, an earpiece, etc.), a microphone, a biometric sensor (e.g., a heart rate monitor, a pedometer, an EKG device, a keyboard, a mouse, etc.), a user I/O device (e.g., a watch, a remote control, a light switch, etc.), a tire pressure monitor, a computer, a point-of-sale device, an entertainment device, a hearing aid, a set-top box, or any other suitable device.

[0025] The components described herein may be implemented in a variety of ways. Referring to FIG. 2, the device or apparatus 102 is represented as a series of interrelated functional blocks that may represent functions implemented by, for example the processor 202, software, some combination thereof, or in some other manner as taught herein. For example, the processor 202 may facilitate user input via the input devices 212. Further, the transmitter 222 may comprise a processor for transmitting that provides various function-

ality relating to transmitting information to another device **102**. The receiver **220** may comprise a processor for receiving that provides various functionalities relating to receiving information from another device **102** as taught herein.

[0026] As noted above, FIG. 2 illustrates that in some aspects these components may be implemented via appropriate processor components. These processor components may in some aspects be implemented, at least in part, using structure as taught herein. In some aspects, a processor may be adapted to implement a portion or all of the functionality of one or more of these components. In some aspects one or more of the components represented by dashed boxes are optional.

[0027] In some aspects, the device or apparatus **102** may comprise an integrated circuit. Thus, the integrated circuit may comprise one or more processors that provide the functionality of the processor components illustrated in FIG. 2. For example, in some aspects a single processor may implement the functionality of the illustrated processor components, while in other aspects more than one processor may implement the functionality of the illustrated processor components. In addition, in some aspects the integrated circuit may comprise other types of components that implement some or all of the functionality of the illustrated processor components.

[0028] FIG. 3 is a block diagram illustrating an example of the transmitter **222** of the device **102**. As would be apparent to one of skill in the art, in the illustrated block diagram of FIG. 3, logical modules of the device **102** are illustrated in terms of a layered, abstract description for a communications network. As noted below, each layer may comprise one or more logical modules that may be implemented in software, hardware, or any suitable combination of both. The transmitter **222** may include (i) an application layer **401** that provides information to a data link or media access control (MAC) layer **402** for transmission, (ii) a media access control (MAC) layer **402** that receives data from the application layer **401** and provides it to a physical layer **404**, and (iii) a physical (PHY) layer **404** that receives data from the MAC layer **402** and transmits the data over the wireless channel **106**. In the illustrated transmitter **222**, the PHY layer includes a pulse generator **406**, a coding and modulation block **408**, and a transmit block **410**. A phase locked loop (PLL) (not shown) may provide timing signals to the PHY layer. The pulse generator **406** generates waveforms such as Gaussian pulse waveforms. The coding and modulation block **408** codes the information signal provided by the MAC layer **402** using a coding scheme such as convolutional coding, block coding or concatenated coding and modulates the pulse signal based on the coded information signal using a scheme such as pulse position modulation, pulse amplitude modulation, or transmitted reference modulation. The transmit block **410** transmits the modulated pulse signal. Functions of the transmit block **410** may include amplifying the modulated pulse signal for transmission and providing the signal to an antenna.

[0029] FIG. 4 is a block diagram illustrating an example of the receiver **220** of the device **102**. As would be apparent to one of skill in the art, in the illustrated block diagram of FIG. 4, logical modules of the device **102** are illustrated in terms of a layered, abstract description for a communications

network. As noted below, each layer may comprise one or more logical modules that may be implemented in software, hardware, or any suitable combination of both. In FIG. 4, the receiver **220** includes the application layer **401** and the MAC layer **402**. The PHY layer **404** is in communication with the MAC layer **402**. The PHY layer **404** of the receiver includes a demodulation and decoding block **508** and a receive block **510**. The receive block **510** may include components (not shown) that may comprise an antenna, a power amplifier, and other suitable receiver components. The receive block **510** receives a wireless signal and provides that signal to the demodulation and decoding block **508**, which demodulates and decodes the signal and provides received data to the MAC layer **402**.

[0030] The receiver **220** and the transmitter **222** may employ a variety of wireless physical layer schemes. For example, the physical layer **404** of the receiver **220** and the transmitter **222** may utilize some form of CDMA, TDMA, OFDM, OFDMA, or other modulation and multiplexing schemes.

[0031] Power and/or functionality management is sometimes limited to management of the capabilities of a single device. For example, a user can adjust the backlighting settings of a mobile phone. Similarly, a user can adjust the functionality of a laptop computer to put the device to sleep, dim the screen, or shut down the hard drive when certain conditions are met. Devices **102** in a personal or body area network can be desirably configured to communicate resource information and functional assignment data to distribute functionality between the devices **102** to better utilize power and processing capabilities of the various devices **102**. For example, in some aspects, resource consumption associated performing functions of the system **100** can be shifted between devices **102** in the system **100**, e.g., from devices **102** that have small power or other resource capabilities to more capable devices **102**. Such resources may include battery power, data communication resources, data processing resources, display resources, audio input or output resources, and any other suitable resources of an electronic device **102** (such as the examples of devices **102** discussed above with reference to FIG. 1).

[0032] FIG. 5 is a flowchart illustrating an example of a method **600** of allocating processing resources such as in the example system **100**. The method **600** begins at a block **602** in which, e.g., the processor **202** at a first device **102** (e.g., the device **102a**) in communication with at least a second device **102** (e.g., the device **102b**) via the wireless link **106**, monitors at least one resource for performing at least one function. The resource may comprise resources of the first device **102a**, or one or more second devices **102**, including the device **102b**, in the system **100**. Monitoring information about the resource may be communicated via the wireless link **106** periodically to dynamically allocate the function as available resources change over time due to changes in the availability of resources (e.g. power consumption) or availability of devices **102** in the system **100**. Alternatively (or in addition), monitoring information about the resource may be communicated via the wireless link **106** when the second device(s) **102b** pairs with the first device **102a** or when the second device(s) **102b** enters or reenters the system **100** (e.g., when the device is powered up or is moved into communications range of the wireless link **106**).

[0033] Moving to a block 604, the processor 202 of the device 102a determines whether to assign the at least one function to the at least one second device 102b. The determination is based on information that is indicative of the at least function and indicative of the at least one resource of the at least one second device 102b. As noted above, the determination may be based on resource and function data that is received dynamically in time, e.g., based on periodically received resource information as resource availability changes over time. Alternatively, or in addition, the devices 102 such as the device 102b may be configured to provide resource information when resource availability changes or changes by a specified amount. Upon determining that a function is to be assigned, the function may be assigned via the wireless link 106. The function may be assigned to one or more of the second devices, e.g., the devices 102b, 102c, 102d, or may be assigned to the first device 102a, depending on the determination.

[0034] The determining may be based on numerous rules or heuristics. For example, the devices 102 may define or specify thresholds reserving a certain percentage of battery for certain functionality (e.g., a mobile handset device 102 may define power limits based on a minimum number of incoming and outgoing voice calls or minutes).

[0035] Moreover, in addition to determining to which device 102 a function is to be assigned, the determining may determine when, or if, to assign and perform the function. For example, the determining may adjust the frequency of certain operations (e.g. the polling between external devices 102) based on availability of resources such as battery power at the various devices 102. Further, the determining may be used to adjust when and on which of the devices 102 to perform certain operational settings to allow the system 100 to continue performing in a gracefully degraded mode (e.g. dim displays under certain conditions to preserve power). For example, in an example of the system 100 in which one of the devices 102 is configured to receive or otherwise acquire data (e.g., sensor data), a first of the devices 102, which may be the sensor device 102, a coordinating device 102, or data storage device, may determine based on power or storage resources whether to assign storage of data from the sensor device 102 to a particular one of the devices 102 in the system.

[0036] This determination can be dynamic and change over time as resource availability changes. Moreover, the devices 102 can be configured to transfer results of or other information associated with performing certain functions when those functions are assigned to a different device. For example, a particular device such as a mobile handset 102 can store data from a sensor based on a determination regarding the storage function when the sensor device 102 first begins providing sensor data. At a later time, the storage function and the previously stored data can be assigned (and transferred) to another device 102 that can more efficiently receive and store the data or which has greater storage capacity.

[0037] The determining may be based on past resource usage, availability of resources, resource capacity, resource reserves, and on predictions of future resource usage or demand, e.g., predictions based on present usage. For example, the determining may be based on predicting future usage and remaining battery life based on individual battery

states of one or more of the devices 102. The determining may be formulated as an optimization problem based on an objective function to be maximized or minimized. An objective function may include a cost function or any suitable functional relationship derived from any objective such as maximizing, minimizing, or otherwise substantially optimizing consumption of a resource such as power reserves, storage. The calculation of the objective function may be based on one or more resources of one or more of the devices 102 so as to allow the objective function to optimize for an individual device or to optimize resources across a number of devices. Moreover, the objective function may be calculated based on resources of each device that may be the same or different. For example, the objective function may consider tradeoffs of memory versus storage versus communications costs by being based on both types of resources. Resources (functionality and power) may then be allocated over time based on various factor such as definitions of functions or demands to be provided by a particular example of the system 100, a definition of the devices 102 in the particular example system 100 and the power or functionality provided by each of the devices 102. In some aspects, certain functionality may be provided by multiple sources (e.g. storage capabilities).

[0038] As noted above, the determining may be based on particular constraints or threshold associated with the overall example of the system 100 or of the particular devices 102 in the system, or particular resources of the devices 102. For example, a user may configure a setting on one or more of the devices 102 directing the device 102 to maintain a certain amount of power for emergency situations. The determining may therefore be based on maintaining this reserve and functions such as processing data, storing data, or communicating data assigned to a different device 102 to maintain this reserve.

[0039] By optimizing resource utilization, functionality can be shifted to devices that are more efficient, or which can more efficiently perform the particular function at a particular time, resulting in prolonged battery life, at least in aggregate. For example, certain conditions may trigger the display in the mobile device to be powered off and information conveyed in an alternate display of a watch that may consume less power. Similarly, if a given resource is unavailable (e.g. phone-based storage), this functionality can be shifted to another device (e.g. audio player) that can temporarily perform this function (storage) and then forward the stored data when the primary device becomes available. Thus, for example, the device 102a may assign an intermediate storage function to the device 102b, which may subsequently transfer the data to another device 102c. Continuing this example, the data stored on the device 102b may be generated by another device such as the device 102d.

[0040] Examples of the system 100 may include a network coordinator device (NCD) 102a that is configured to perform the determining and/or assignment of functions. In other examples of the system 100, each device 102a determines whether to assign particular functions to one or more other devices 102b in the system 100 and instructs or requests that other device 102b to perform the function based on the determination. The device 102b may perform the function and provide results back to the device 102a, or to another device 102c or 102d. Thus, the function may be offloaded from one of the devices 102a, 102c, or 102d, to the

device **102b** and the results returned to the corresponding device **102a**, **102c**, or **102d** for further processing or action based on any results of performing the function.

[0041] In one example of the system **100**, the device **102a** comprises a headset that has one or more resources for performing particular functions (e.g., MP3 decompression, echo cancellation, side tone, etc). Based on monitoring such resources of another device **102b**, which may comprise a mobile handset, that has similar capabilities, the headset **102** may assign those functions to itself or to the headset. The determination of where to assign the function may be based on power reserves of each device, and may change over time. For example, the headset **102a** may assign one or more of the functions to the handset **102b** and shut down its own resources (e.g., circuits) for performing those functions to save power locally. Further, at a later time when the battery of the handset **102b** drops below a specified or defined threshold, the headset **102a** reassigns the MP3 decompression to its own decompression circuit. Similarly, the headset **102a** may stream MP3 music from a FLASH dongle device **102c** that does not have MP3 decompression resources and assign and perform this function to itself (the headset **102a**).

[0042] In another example, a heart rate monitor sensor **102a** may send measured heart rate to a watch device **102b**. Later, based on monitoring power resources, the heart rate monitor may offload the heart rate calculation and assign the heart rate determination to a mobile handset device **102c**, to which the heart sensor **102** sends raw sensor data. The handset device **102c** then sends the measured heart rate the watch device **102b**. In addition, if for example the heart rate monitor maintains a log of heart rate over time, the handset **102c** may also send the measured heart rate back to the sensor **102a** for logging. Alternatively, the heart rate sensor **102a** may also determine that it should offload the logging to another device **102**, such as the mobile handset **102c** based on power or storage requirements. The mobile handset **102c** may comprise intermediate storage until another device such as a laptop **102d** connects to the sensor **102a** to obtain the log. The sensor **102a** may direct the laptop **102d** to at least partly obtain the log from the handset **102c**.

[0043] FIG. 6 a block diagram illustrating an example of the device **102** that allocates processing resources using the method **600** of FIG. 5. In the illustrated example, the device **102** comprises a means or an integrated circuit (IC) **952** for communicating with at least one second device **102** over a wireless link **106**. The IC **952** may comprise the receiver **220** and transmitter **222** of FIGS. 2-4. The device **102** also comprises a means or an IC **956** for monitoring at least one resource for performing at least one function. The IC **956** may comprise the processor **202** of FIG. 2. The device **102** also comprises a means or an IC **958** for determining whether to assign the at least one function to the at least one second device **102**. The determining is based on information that is indicative of at least function and indicative of at least one resource of the at least one second device **102**. The IC **958** may comprise the processor **202** of FIG. 2.

[0044] In view of the above, one will appreciate that the disclosure addresses how to enhance functionality such as battery life, including managing and adjusting the functionality and power consumption of multiple devices configured in a body area network and adjusting and/or shifting functionality from one device to another based on specified

thresholds. In some aspects, an objective function defined for a collection of devices by allocating functionality and power across multiple devices can be maximized or minimized. Accordingly, resources of individual devices **102** may be shared across the system **100** in a way that decreases degradation due to failures or lack of available power in a particular device **102**.

[0045] Any illustrative logical blocks, modules, and circuits described in connection with the aspects disclosed herein may be implemented within or performed by an integrated circuit ("IC"), an access terminal, or an access point. The IC may comprise a general purpose processor, a digital signal processor (DSP), an application specific integrated circuit (ASIC), a field programmable gate array (FPGA) or other programmable logic device, discrete gate or transistor logic, discrete hardware components, electrical components, optical components, mechanical components, or any combination thereof designed to perform the functions described herein, and may execute codes or instructions that reside within the IC, outside of the IC, or both. A general purpose processor may be a microprocessor, but in the alternative, the processor may be any conventional processor, controller, microcontroller, or state machine. A processor may also be implemented as a combination of computing devices, e.g., a combination of a DSP and a microprocessor, a plurality of microprocessors, one or more microprocessors in conjunction with a DSP core, or any other such configuration.

[0046] Those skilled in the art will recognize that the various illustrative logical blocks, modules, circuits, and algorithm steps described in connection with the aspects disclosed herein may be implemented as electronic hardware, computer software, or combinations of both. To clearly illustrate this interchangeability of hardware and software, various illustrative components, blocks, modules, circuits, and steps have been described above generally in terms of their functionality. Whether such functionality is implemented as hardware or software depends upon the particular application and design constraints imposed on the overall system. Skilled artisans may implement the described functionality in varying ways for each particular application, but such implementation decisions should not be interpreted as causing a departure from the scope of this disclosure.

[0047] The steps of a method or algorithm described in connection with the aspects disclosed herein may be embodied directly in hardware, in a software module executed by a processor, or in a combination of the two. A software module may reside in RAM memory, flash memory, ROM memory, EPROM memory, EEPROM memory, registers, hard disk, a removable disk, a CD-ROM, or any other form of storage medium known in the art. An exemplary storage medium is coupled to the processor such the processor can read information from, and write information to, the storage medium. In the alternative, the storage medium may be integral to the processor. The processor and the storage medium may reside in an ASIC. The ASIC may reside in a user terminal. In the alternative, the processor and the storage medium may reside as discrete components in a user terminal.

[0048] While the above detailed description has shown, described, and pointed out novel features of the invention as

applied to various aspects, it will be understood that various omissions, substitutions, and changes in the form and details of the device or process illustrated may be made by those skilled in the art without departing from the scope of this disclosure. As will be recognized, the invention may be embodied within a form that does not provide all of the features and benefits set forth herein, as some features may be used or practiced separately from others. The scope of this disclosure is defined by the appended claims, the foregoing description or both. All changes which come within the meaning and range of equivalency of the claims are to be embraced within their scope.

1. A method of wireless communications, comprising:
 - at a first device in communication with at least a second device via a wireless link, monitoring at least one resource for performing at least one function; and
 - determining whether to assign the at least one function to the at least one second device, wherein the determination is based on information that is indicative of at least one function and indicative of at least one resource of at least one second device.
2. The method of claim 1, further comprising assigning the at least one function to the first device based on the determination.
3. The method of claim 1, further comprising, based on the determination, transmitting a signal to the second device via the wireless link, the signal comprising data indicative of assigning the at least one function to the at least one second device.
4. The method of claim 3, further comprising receiving, at the first device from the second device, data indicative of at least one result of performing the at least one function.
5. The method of claim 1, wherein the information comprises at least one channel condition of the wireless link between the first and second devices.
6. The method of claim 1, wherein the information comprises at least one of power reserve of at least one of the first and second devices, and power capacity of at least one of the first and second devices.
7. The method of claim 1, wherein the information comprises duty cycle of at least one of the first and second devices.
8. The method of claim 1, further comprising adjusting a rate at which the at least one function is performed based on the determination.
9. The method of claim 1, wherein the information comprises information indicative of an estimate of future resource consumption of the second device.
10. The method of claim 9, wherein the estimate is an estimate of battery power consumption over a time period.
11. The method of claim 1, wherein the determination is based at least partly on information indicative of an estimate of future resource consumption of the first device.
12. The method of claim 1, wherein the determination comprises calculating at least one objective function based on at least one resource of the first and second devices.
13. The method of claim 1, wherein the monitoring comprises comparing the information of the second device to a defined threshold.
14. The method of claim 13, wherein the determination is based on the comparison.

15. The method of claim 1, further comprising assigning the at least one function to a third device based on the determination.

16. The method of claim 1, wherein the determination is based at least partly on comparing information indicative of resources of the first device to a defined threshold.

17. The method of claim 1, wherein the at least one function comprises at least one of displaying information, storing information, and communicating information.

18. The method of claim 1, wherein the at least one function comprises storing data provided by at least one third device.

19. The method of claim 1, wherein the information comprises information indicative of a distance between the first and second devices.

20. The method of claim 19, wherein the distance is determined based on a signal communicated via a wireless link between the first and second devices.

21. The method of claim 1, wherein the first and second devices are associated with a body area network or a personal area network.

22. The method of claim 1, wherein the monitoring comprises periodically receiving information indicative of the at least one resource from the second device at the first device and wherein the determination is based on the periodically received information.

23. The method of claim 1 further comprising receiving a pairing message from the second device at the first device, wherein the pairing message comprises the information indicative of the at least one resource of the second device.

24. The method of claim 1, further comprising receiving a signal comprising at least one pulse indicative of the information via the wireless link.

25. The method of claim 24, wherein the at least one pulse has a fractional bandwidth of at least about 20%, has a bandwidth of at least about 500 MHz, or has a fractional bandwidth of at least about 20% and has a bandwidth of at least about 500 MHz or more.

26. An electronic device for wireless communications, comprising:

- a transceiver configured to communicate with at least one second device over a wireless link; and

- a processor configured to:

- monitor at least one resource for performing at least one function; and

- determine whether to assign the at least one function to the at least one second device, wherein the processor is configured to determine based on information that is indicative of at least function and indicative of at least one resource of the at least one second device.

27. The device of claim 26, wherein the processor is further configured to assign the at least one function to the first device, based on the determination.

28. The device of claim 26, wherein the transceiver is further configured to transmit, based on the determination, data indicative of assigning the at least one function to the at least one second device.

29. The device of claim 28, wherein the transceiver is configured to receive, from the second device, data indicative of at least one result of performing the at least one function.

30. The device of claim 26, wherein the information comprises in at least one channel condition of the wireless link.

31. The device of claim 26, wherein the information comprises at least one of power reserves of at least one of the first and second devices, and power capacity of at least one of the first and second devices.

32. The device of claim 26, wherein the information comprises duty cycle of at least one of the first and second devices.

33. The device of claim 26, wherein the processor is configured to adjust a rate at which the at least one function is performed based on the determination.

34. The device of claim 26, wherein the information comprises information indicative of an estimate of future resource consumption of the second electronic device.

35. The device of claim 34, wherein the estimate is an estimate of battery power consumption over a time period.

36. The device of claim 26, wherein the information comprises information indicative of an estimate of future resource consumption of the electronic device.

37. The device of claim 26, wherein the determination comprises calculating at least one objective function based on at least one resource of the first and second devices.

38. The device of claim 26, wherein the processor is configured to compare the information to a defined threshold.

39. The device of claim 38, wherein the determination is based on the comparison.

40. The device of claim 26, wherein the processor is further configured to assign the at least one function to a third device based on the determination.

41. The device of claim 26, wherein the processor is configured to determine based at least partly on comparing information indicative of resources of the electronic device to a defined threshold.

42. The device of claim 26, wherein the at least one function comprises at least one of displaying information, storing information, or communicating information.

43. The device of claim 26, wherein the at least one function comprises storing data provided by at least one third device.

44. The device of claim 26, wherein the information comprises information indicative of a distance between the first and second devices.

45. The device of claim 44, wherein the distance is determined based on a signal communicated via the wireless link.

46. The device of claim 26, wherein the wireless link comprises at least one of a body area network and a personal area network.

47. The device of claim 26, wherein the transceiver is configured to periodically receiving information indicative of the at least one resource from the second device and wherein the processor is configured to monitor and determine based on the periodically received information.

48. The device of claim 26, wherein the transceiver is configured to receive a pairing message from the second device, and wherein the pairing message comprises information indicative of the at least one resource of the second device.

49. The device of claim 26, wherein the transceiver is configured to receive at least one pulse via the wireless link.

50. The device of claim 49, wherein the at least one pulse has a fractional bandwidth of at least about 20%, has a bandwidth of at least about 500 MHz, or has a fractional bandwidth of at least about 20% and has a bandwidth of at least about 500 MHz or more.

51. An electronic device for wireless communications, comprising:

means for communicating with at least one second device over a wireless link;

means for monitoring at least one resource for performing at least one function; and

means for determining whether to assign the at least one function to the at least one second device, wherein the determining means is configured to determine based on information that is indicative of at least function and indicative of at least one resource of the at least one second device.

52. The device of claim 51, further comprising means for assigning the at least one function to the first device, based on the determination.

53. The device of claim 51, wherein the communicating means is configured to transmit a signal to the at least one second device that is indicative of assigning the at least one function to the at least one second device.

54. The device of claim 53, wherein the communicating means is configured to receive, from the second device, data indicative of at least one result of performing the at least one function.

55. The device of claim 51, wherein the information comprises in at least one channel condition of the wireless link.

56. The device of claim 51, wherein the information comprises at least one of power reserves of at least one of the first and second devices, and power capacity of at least one of the first and second devices.

57. The device of claim 51, wherein the information comprises duty cycle of at least one of the first and second devices.

58. The device of claim 51, further comprising means for adjusting a rate at which the at least one function is performed based on the determination.

59. The device of claim 51, wherein the information comprises information indicative of an estimate of future resource consumption of the second device.

60. The device of claim 59, wherein the estimate is an estimate of battery power consumption over a time period.

61. The device of claim 51, wherein the information comprises information indicative of an estimate of future resource consumption of the electronic device.

62. The device of claim 51, wherein the determination comprises calculating at least one objective function based on at least one resource of the first and second devices.

63. The device of claim 51, wherein the monitoring means is configured to compare the information of the second device to a defined threshold.

64. The device of claim 63, wherein the determination is based on the comparison.

65. The device of claim 51, further comprising means for assigning the at least one function to a third device based on the determination.

66. The device of claim 51, wherein the determining means is configured to determine based at least partly on

comparing information indicative of resources of the electronic device to a defined threshold.

67. The device of claim 51, wherein the at least one function comprises at least one of displaying information, storing information, or communicating information.

68. The device of claim 51, wherein the at least one function comprises storing data provided by at least one third device.

69. The device of claim 51, wherein the information comprises information indicative of a distance between the first and second devices.

70. The device of claim 69, wherein the distance is determined based on a signal communicated via the wireless link.

71. The device of claim 51, wherein the wireless link comprises at least one of a body area network and a personal area network.

72. The device of claim 51, wherein the communicating means is configured to periodically receiving information indicative of the at least one resource from the second device and wherein the determining means is configured to monitor and determine based on the periodically received information.

73. The device of claim 51, wherein the communicating means is configured to receive a pairing message from the second device, and wherein the pairing message comprises information indicative of the at least one resource of the second device.

74. The device of claim 51, wherein the communicating means is configured to receive at least one pulse via the wireless link.

75. The device of claim 74, wherein the at least one pulse has a fractional bandwidth of at least about 20%, has a bandwidth of at least about 500 MHz, or has a fractional bandwidth of at least about 20% and has a bandwidth of at least about 500 MHz or more.

76. A computer-program product for wireless communications, comprising:

computer-readable medium comprising codes executable by at least one computer to:

at a first device in communication with at least a second device via a wireless link, monitor at least one resource for performing at least one function; and

determine whether to assign the at least one function to the at least one second device, wherein the determination is based on information that is indicative of at least function and indicative of at least one resource of the at least one second device.

77. A headset for wireless communications, comprising:

a microphone adapted to provide sensed data;

a transceiver configured to communicate with at least one second device over a wireless link; and

a processor configured to:

monitor at least one resource for performing at least one function on the sensed data; and

determine whether to assign the at least one function to the at least one second device, wherein the processor is configured to determine based on information that is indicative of the at least function and indicative of the at least one resource of the at least one second device.

78. A watch for wireless communications, comprising:

a transceiver configured to communicate with at least one second device over a wireless link;

a processor configured to:

monitor at least one resource for performing at least one function; and

determine whether to assign the at least one function to the at least one second device, wherein the processor is configured to determine based on information that is indicative of at least function and indicative of at least one resource of the at least one second device; and

a display adapted to provide a visual output based on at least one pulse received via the wireless communication link.

79. A medical device for wireless communications, comprising:

a sensor adapted to provide sensed data;

a transceiver configured to communicate with at least one second device over a wireless link;

a processor configured to:

monitor at least one resource for performing at least one function on the sensed data; and

determine whether to assign the at least one function to the at least one second device, wherein the processor is configured to determine based on information that is indicative of at least function and indicative of at least one resource of the at least one second device.

80. A sensor for wireless communications, comprising:

a transducer adapted to provide sensed data;

a transceiver configured to communicate with at least one second device over a wireless link;

a processor configured to:

monitor at least one resource for performing at least one function on the sensed data; and

determine whether to assign the at least one function to the at least one second device, wherein the processor is configured to determine based on information that is indicative of at least function and indicative of at least one resource of the at least one second device.

* * * * *