



US005108416A

# United States Patent [19]

[11] Patent Number: **5,108,416**

Ryan et al.

[45] Date of Patent: **Apr. 28, 1992**

## [54] STENT INTRODUCER SYSTEM

[75] Inventors: **Carol A. Ryan; Kim T. Chiev**, both of Lowell, Mass.

[73] Assignee: **C. R. Bard, Inc.**, Murray Hill, N.J.

[21] Appl. No.: **480,148**

[22] Filed: **Feb. 13, 1990**

[51] Int. Cl.<sup>5</sup> ..... **A61M 29/00**

[52] U.S. Cl. .... **606/194; 623/1; 604/96**

[58] Field of Search ..... **606/191, 194, 195, 192; 604/96, 104; 623/1, 12**

## [56] References Cited

### U.S. PATENT DOCUMENTS

3,502,069	3/1970	Silverman .	
4,140,126	2/1979	Choudhury .	
4,503,569	3/1985	Dotter .	
4,512,762	4/1985	Spears .	
4,553,545	11/1985	Maass et al. .	
4,560,374	12/1985	Hammerslag .	
4,580,568	4/1986	Gianturco .	
4,641,563	2/1987	Rockey .	
4,649,922	3/1987	Wiktor .....	606/194
4,655,771	4/1987	Wallsten .	
4,660,560	4/1987	Klein .	
4,665,918	5/1987	Garza et al. .	
4,681,110	7/1987	Wiktor .....	606/194
4,732,152	3/1988	Wallsten et al. .	
4,733,665	3/1988	Palmaz .....	623/1
4,739,762	4/1988	Palmaz .	
4,740,207	4/1988	Kreamer .....	623/1
4,762,128	8/1988	Rosenbluth .	
4,768,507	9/1988	Fischell et al. .	
4,776,337	10/1988	Palmaz .	
4,793,348	12/1988	Palmaz .	
4,795,458	1/1989	Regan .	
4,800,882	1/1989	Gianturco .....	606/194
4,878,906	11/1989	Lindemann et al. .	
4,878,908	11/1989	Martin et al. ....	623/1
4,886,062	12/1989	Wiktor .	
4,893,623	1/1990	Rosenbluth .....	606/192
4,907,336	3/1990	Gianturco .	
4,922,905	5/1990	Strecker .	
4,950,227	8/1990	Savin et al. ....	623/1
4,954,126	9/1990	Wallstein .....	623/1
4,969,458	11/1990	Wiktor .	

## OTHER PUBLICATIONS

Palmaz et al., "Expandable Intraluminal Graft: A Preliminary Study", *Radiology*, 156: 73-77 (1985).  
 Palmaz et al., "Expandable Intraluminal Vascular Graft: A Feasibility Study", *Surgery*, 99: 199-204, (1986).  
 Palmaz et al., "Atherosclerotic Rabbit Aortas: Expandable Intraluminal Grafting", *Radiology*, 160: 723-726, (1986).  
 Wright et al., "Percutaneous Endovascular Stents: An Experimental Evaluation", *Radiology*, 156: 69-72, (1985).  
 Wallace et al., "Trachobronchial Tree: Expandable Metallic Stents Used in Experimental and Clinical Applications", *Radiology*, 158: 309-312, (1986).  
 Charnsangavej et al., "Stenosis of the Vena Cava: Preliminary Assessment with Expandable Metallic Stents", *Radiology*, 161: 295-298, (1986).  
 Rosch et al., "Experimental Intrahepatic Portacaval Anastomosis: Use of Expandable Gianturco Stents", *Radiology*, 162: 481-485, (1987).

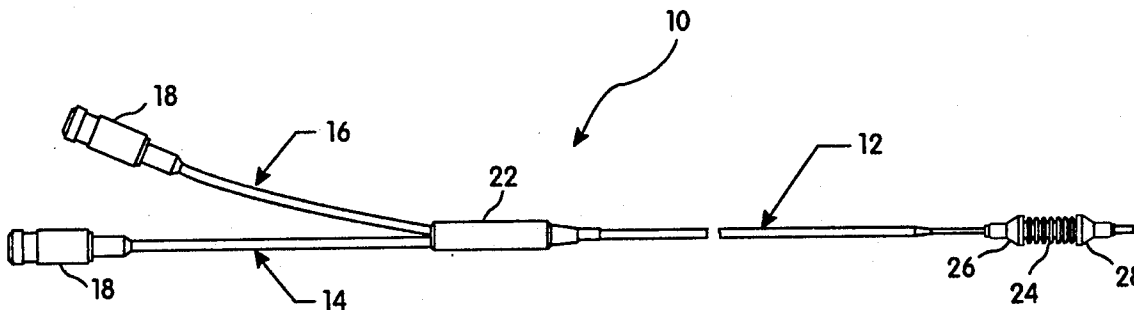
(List continued on next page.)

*Primary Examiner*—John D. Yasko  
*Assistant Examiner*—William W. Lewis  
*Attorney, Agent, or Firm*—Wolf, Greenfield & Sacks

## [57] ABSTRACT

A system for introducing a stent into a patient at a site of stenosis is disclosed. The system comprises a balloon catheter having a stent surrounding the balloon portion of the catheter. At least one stent-retaining means is located adjacent to at least one end of the balloon to retain the stent in position on the catheter until the balloon is inflated. Upon inflation of the balloon, the stent is expanded and the retention means releases the stent. The balloon is then deflated and the catheter is removed from the patient, leaving the expanded stent in place.

43 Claims, 16 Drawing Sheets



## OTHER PUBLICATIONS

Sigwart et al., "Intravascular Stents to Prevent Occlusion and Restenosis After Transluminal Angioplasty", *NEJM*, 316: 701-706, (1987).

Schatz et al., "Balloon-Expandable Intracoronary Stents in the Adult Dog", *Circulation* 76: 450-457, (1987).

Roubin et al., "Early and Late Results of Intracoronary

Arterial Stenting After Coronary Angioplasty in Dogs", *Circulation*, 76: 891-897, (1987).

Zollikofer et al., "Endovascular Stenting of Veins and Grafts: Preliminary Clinical Experience", *Radiology*, 167: 707-712, (1988).

Barth et al., "Flexible Tantalum Stents Implanted in Aortas and Iliac Arteries: Effects in Normal Canines", *Radiology*, 175: 91-96 (1990).

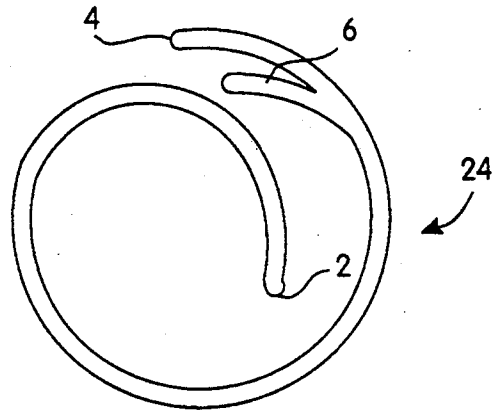


Fig. 1A

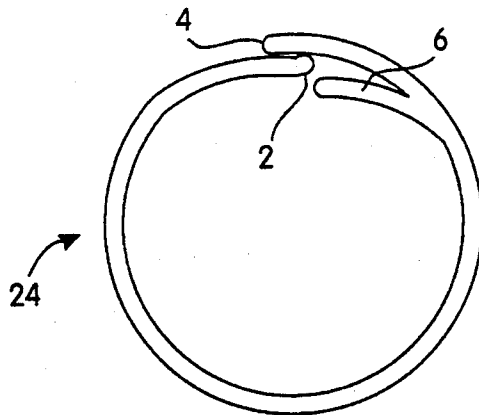


Fig. 1B

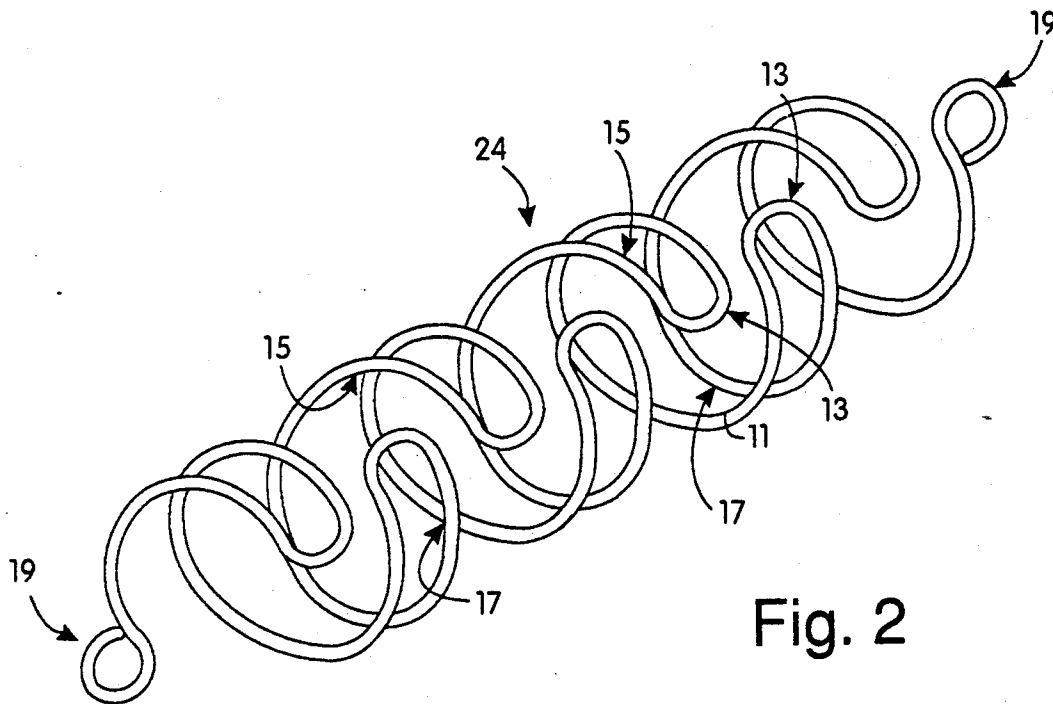


Fig. 2

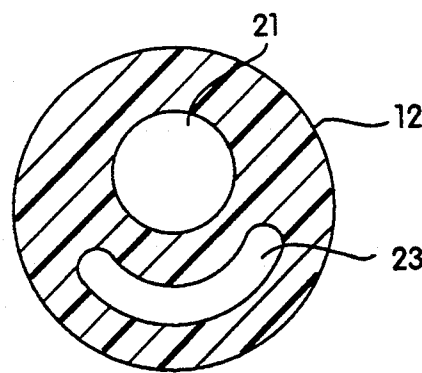


Fig. 3

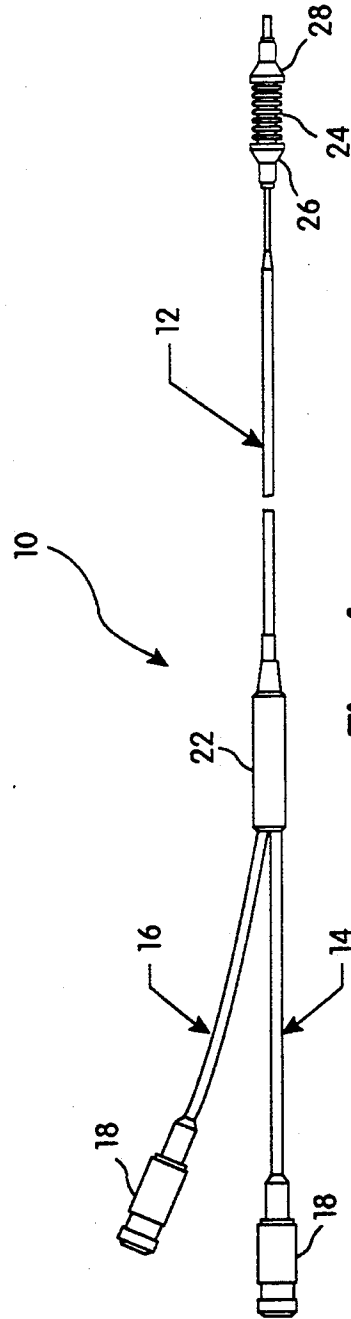


Fig. 4

# Explore Litigation Insights

Docket Alarm provides insights to develop a more informed litigation strategy and the peace of mind of knowing you're on top of things.

## Real-Time Litigation Alerts



Keep your litigation team up-to-date with **real-time alerts** and advanced team management tools built for the enterprise, all while greatly reducing PACER spend.

Our comprehensive service means we can handle Federal, State, and Administrative courts across the country.

## Advanced Docket Research



With over 230 million records, Docket Alarm's cloud-native docket research platform finds what other services can't. Coverage includes Federal, State, plus PTAB, TTAB, ITC and NLRB decisions, all in one place.

Identify arguments that have been successful in the past with full text, pinpoint searching. Link to case law cited within any court document via Fastcase.

## Analytics At Your Fingertips



Learn what happened the last time a particular judge, opposing counsel or company faced cases similar to yours.

Advanced out-of-the-box PTAB and TTAB analytics are always at your fingertips.

## API

Docket Alarm offers a powerful API (application programming interface) to developers that want to integrate case filings into their apps.

## LAW FIRMS

Build custom dashboards for your attorneys and clients with live data direct from the court.

Automate many repetitive legal tasks like conflict checks, document management, and marketing.

## FINANCIAL INSTITUTIONS

Litigation and bankruptcy checks for companies and debtors.

## E-DISCOVERY AND LEGAL VENDORS

Sync your system to PACER to automate legal marketing.