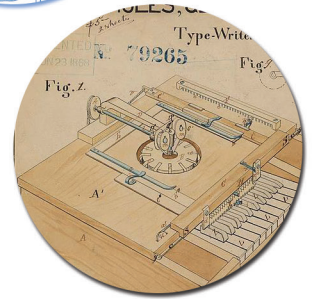

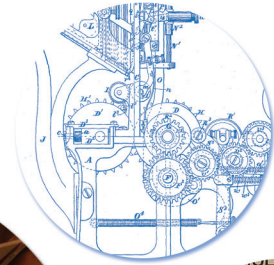



**IN THE UNITED STATES PATENT AND TRADEMARK OFFICE
BEFORE THE PATENT TRIAL AND APPEAL BOARD**

PRIME WIRE & CABLE, INC.)
)
Petitioner,)
)
v.)
)
CANTIGNY LIGHTING)
CONTROL, LLC.)
)
Patent owner)
)
JASCO PRODUCTS, INC.)
)
Licensee)

**Case: IPR2018-01592
Patent No.: 9,320,122**

EXHIBIT 1025



An act to promote The Progress



UNITED STATES PATENT AND TRADEMARK OFFICE
PERFORMANCE AND
ACCOUNTABILITY REPORT

CAL YEAR **2015**

**DOCKET
ALARM**

Find authenticated court documents without watermarks at docketalarm.com.

FINANCIAL AND RELATED HIGHLIGHTS

(Dollars In Thousands)	% Change 2015 over 2014	For the year ended September 30, 2015	For the year ended September 30, 2014
Fund Balance with Treasury	(0.4%)	\$ 2,494,267	\$ 2,504,977
Property, Plant, and Equipment, Net	23.6%	405,740	328,290
Other Assets	70.3%	23,916	14,041
Total Assets	2.7%	\$ 2,923,923	\$ 2,847,308
Deferred Revenue	(5.7%)	\$ 1,027,460	\$ 1,089,812
Accounts Payable	3.0%	116,211	112,809
Accrued Payroll, Benefits, and Leave	7.6%	217,666	202,362
Other Liabilities	9.9%	161,429	146,917
Total Liabilities	(1.9%)	\$ 1,522,766	\$ 1,551,900
Net Position	8.2%	1,401,157	1,295,408
Total Liabilities and Net Position	2.7%	\$ 2,923,923	\$ 2,847,308
Total Program Cost	10.3%	\$ 3,012,833	\$ 2,732,378
Total Earned Revenue	1.9%	(3,074,001)	(3,018,044)
Net Income from Operations	(78.6%)	\$ (61,168)	\$ (285,666)
Budgetary Resources Available for Spending	0.9%	\$ 3,680,369	\$ 3,648,414
Net Outlays/(Collections)	(104.7%)	\$ 23,140	\$ (494,974)
Federal Personnel	1.7%	12,667	12,450
On-Time Payments to Vendors	(2.0%)	97%	99%

PERFORMANCE HIGHLIGHTS

Performance Measures	FY 2015 Target	FY 2015 Actual	Performance Results*
Patent Average First Action Pendency (months)	16.4	17.3	Not Met
Patent Average Total Pendency (months)	27.7	26.6	Met
Patent Quality Composite Score	83-91	42.9	Not Met
Trademark Average First Action Pendency (months)	2.5-3.5	2.9	Met
Trademark Average Total Pendency (months)	12.0	10.1	Met
Trademark First Action Compliance Rate	95.5%	96.7%	Met
Trademark Final Compliance Rate	97.0%	97.6%	Met
Exceptional Office Action	36.0%	48.3%	Met
Trademark Applications Processed Electronically	80.0%	82.2%	Met
<i>Percentage of prioritized countries for which country teams have made progress on at least 75% of action steps in the country-specific action plans along the following dimensions:</i>			
<ul style="list-style-type: none"> • Institutional improvements of intellectual property (IP) office administration for advancing IP rights, • Institutional improvements of IP enforcement entities, • Improvements in IP laws and regulations, and • Establishment of government-to-government cooperative mechanisms. 	75%	100%	Met
Number of Foreign Government Officials Trained on Best Practices to Protect and Enforce IP	6,300	5,283	Not Met

* The performance result of a given measure is either met (100% or greater of target), slightly below (95-99% of the target), or not met (below 95% of target).

Table of Contents

MESSAGE	1
From the Under Secretary of Commerce for Intellectual Property and Director of the United States Patent and Trademark Office	
INTRODUCTION	6
About This Report	7
Your Guide to Using This Report	8
MANAGEMENT'S DISCUSSION AND ANALYSIS	10
Mission and Organization of the USPTO	11
Our Organization	11
Patent Organization	13
Trademark Organization	13
Our People	14
Significant Case Law Developments	15
Recent Decisions	15
Performance Highlights	17
Introduction to Performance	17
Strategic Performance Framework	17
Summary of Strategic Goal Results	20
Management Challenges and What's Ahead	22
Sustainable Funding	22
Managing the Patent Business' Transition to Maintenance Mode	22
Administering AIA Provisions	22
Establishment of Office of the Deputy Commissioner for Trademark Administration	23
Relationships with Oversight Entities	23
Reliance on Information Technology	24
Legal Challenges	24
Systems and Controls	25
Management Assurances	25
Other Compliance with Laws and Regulations	26
Other Systems and Control Considerations	28
Financial Discussion and Analysis	29
Financial Highlights	29
PERFORMANCE INFORMATION	47
Introduction to the USPTO's Performance Goals and Results	48
White House Executive Actions for Innovation	48
Performance Audits and Evaluations	49
Performance Data Verification and Validation	50

Patents: Strategic Goal I	52
Strategic Goal I: Optimize Patent Quality and Timeliness	54
Trademarks: Strategic Goal II	72
Strategic Goal II: Optimize Trademark Quality and Timeliness	74
Intellectual Property: Strategic Goal III	85
Strategic Goal III: Provide Domestic and Global Leadership to Improve Intellectual Property Policy, Protection, and Enforcement Worldwide	87
Management Goal	100
Management Goal: Achieve Organizational Excellence	101
FINANCIAL SECTION	118
Message	119
From the Chief Financial Officer	
Principal Financial Statements and Related Notes	122
Required Supplementary Information	155
Independent Auditor's Report	157
OTHER INFORMATION	166
Combined Schedule of Spending	167
Inspector General's Top Management Challenges Facing the USPTO	168
Summary of Financial Statement Audit & Management Assurances	169
Improper Payments Information Act (IPIA) of 2002, as Amended	170
Freeze the Footprint	174
Civil Monetary Penalty Act	175
FY 2015 USPTO Campus Updates	176
The Nature of the Training Provided to USPTO Examiners	178
FY 2015 USPTO Workload Tables	183
GLOSSARY OF ACRONYMS AND ABBREVIATION LIST	213
INDEX OF URLs	216

Explore Litigation Insights

Docket Alarm provides insights to develop a more informed litigation strategy and the peace of mind of knowing you're on top of things.

Real-Time Litigation Alerts



Keep your litigation team up-to-date with **real-time alerts** and advanced team management tools built for the enterprise, all while greatly reducing PACER spend.

Our comprehensive service means we can handle Federal, State, and Administrative courts across the country.

Advanced Docket Research



With over 230 million records, Docket Alarm's cloud-native docket research platform finds what other services can't. Coverage includes Federal, State, plus PTAB, TTAB, ITC and NLRB decisions, all in one place.

Identify arguments that have been successful in the past with full text, pinpoint searching. Link to case law cited within any court document via Fastcase.

Analytics At Your Fingertips



Learn what happened the last time a particular judge, opposing counsel or company faced cases similar to yours.

Advanced out-of-the-box PTAB and TTAB analytics are always at your fingertips.

API

Docket Alarm offers a powerful API (application programming interface) to developers that want to integrate case filings into their apps.

LAW FIRMS

Build custom dashboards for your attorneys and clients with live data direct from the court.

Automate many repetitive legal tasks like conflict checks, document management, and marketing.

FINANCIAL INSTITUTIONS

Litigation and bankruptcy checks for companies and debtors.

E-DISCOVERY AND LEGAL VENDORS

Sync your system to PACER to automate legal marketing.