



US009738929B2

(12) **United States Patent**
Turner et al.

(10) **Patent No.:** **US 9,738,929 B2**
(45) **Date of Patent:** ***Aug. 22, 2017**

(54) **NUCLEIC ACID SEQUENCE ANALYSIS**

USPC 435/6.1
See application file for complete search history.

(71) Applicant: **Pacific Biosciences of California, Inc.**,
Menlo Park, CA (US)

(56) **References Cited**

U.S. PATENT DOCUMENTS

(72) Inventors: **Stephen Turner**, Seattle, WA (US); **Jon Sorenson**, Alameda, CA (US); **Kenneth Mark Maxham**, Redwood City, CA (US); **John Eid**, San Francisco, CA (US); **Cheryl Heiner**, La Honda, CA (US); **Kevin Travers**, Menlo Park, CA (US)

5,001,050	A	3/1991	Blanco et al.
5,198,543	A	3/1993	Blanco et al.
5,308,751	A	5/1994	Ohkawa et al.
5,350,686	A	9/1994	Jhingan
5,470,724	A	11/1995	Ahern
5,547,839	A	8/1996	Dower et al.
5,576,204	A	11/1996	Blanco et al.
5,648,245	A	7/1997	Fire et al.
5,674,683	A	10/1997	Kool
5,674,716	A	10/1997	Tabor et al.
5,714,320	A	2/1998	Kool
5,854,033	A	12/1998	Lizardi
6,210,891	B1	4/2001	Nyren et al.
6,210,896	B1	4/2001	Chan
6,255,083	B1	7/2001	Williams
6,261,808	B1	7/2001	Auerbach
6,369,038	B1	4/2002	Blumenfeld et al.
6,404,907	B1	6/2002	Gilchrist et al.
6,451,563	B1	9/2002	Wittig et al.
6,498,023	B1	12/2002	Abarzua
6,673,615	B2	1/2004	Denison et al.
6,787,308	B2	9/2004	Balasubramanian
6,849,404	B2	2/2005	Park et al.
6,917,726	B2	7/2005	Levene et al.
7,013,054	B2	3/2006	Levene et al.
7,033,764	B2	4/2006	Korlach et al.
7,045,362	B2	5/2006	Hartwich et al.
7,052,847	B2	5/2006	Korlach et al.

(Continued)

(73) Assignee: **Pacific Biosciences of California, Inc.**,
Menlo Park, CA (US)

(*) Notice: Subject to any disclaimer, the term of this patent is extended or adjusted under 35 U.S.C. 154(b) by 0 days.

This patent is subject to a terminal disclaimer.

(21) Appl. No.: **15/383,965**

(22) Filed: **Dec. 19, 2016**

(65) **Prior Publication Data**

US 2017/0121764 A1 May 4, 2017

Related U.S. Application Data

(63) Continuation of application No. 14/708,603, filed on May 11, 2015, now Pat. No. 9,556,480, which is a continuation of application No. 14/091,961, filed on Nov. 27, 2013, now Pat. No. 9,057,102, which is a continuation of application No. 12/982,029, filed on Dec. 30, 2010, now Pat. No. 8,628,940, which is a continuation-in-part of application No. 12/413,226, filed on Mar. 27, 2009, now Pat. No. 8,143,030.

(60) Provisional application No. 61/099,696, filed on Sep. 24, 2008, provisional application No. 61/139,402, filed on Dec. 19, 2008.

(51) **Int. Cl.**
C12P 19/34 (2006.01)
C12Q 1/68 (2006.01)
G01N 33/487 (2006.01)

(52) **U.S. Cl.**
CPC **C12Q 1/6869** (2013.01); **G01N 33/48721** (2013.01)

(58) **Field of Classification Search**
CPC C12Q 1/6869; C12Q 2533/101; C12Q 2537/149; C12Q 2565/631; C12Q 2525/301; G01N 2021/7786; G01N 2021/6439; G01N 21/6428; G01N 21/6486; C12N 9/1252; G06F 19/22; Y10T 436/143333

FOREIGN PATENT DOCUMENTS

EP 1225234 B1 11/2007
EP 1907573 B1 1/2010

(Continued)

OTHER PUBLICATIONS

Bashir, A. et al., "Evaluation of paired-end sequencing strategies for detection of genome rearrangements in cancer" Plos CompBiol (2008) 4(4):1-14.

(Continued)

Primary Examiner — Cynthia B Wilder
(74) *Attorney, Agent, or Firm* — David C. Scherer

(57) **ABSTRACT**

Methods, devices, and systems for performing intermittent detection during analytical reactions are provided. Such methods facilitate collection of reaction data from disparate reaction times. Further, such methods are useful for reducing photo-induced damage of one or more reactants in an illuminated analytical reaction at a given reaction time. In preferred embodiments, the reaction mixture is subjected to at least one illuminated and non-illuminated period and allowed to proceed such that the time in which the reaction mixture is illuminated is less than a photo-induced damage threshold period.

17 Claims, 26 Drawing Sheets

(56)

References Cited

U.S. PATENT DOCUMENTS

7,056,661 B2 6/2006 Korlach et al.
 7,056,676 B2 6/2006 Korlach et al.
 7,170,050 B2 1/2007 Korlach et al.
 7,181,122 B1 2/2007 Levene et al.
 7,229,799 B2 6/2007 Williams et al.
 7,282,337 B1 10/2007 Harris et al.
 7,292,742 B2 11/2007 Levene et al.
 7,361,466 B2 4/2008 Korlach et al.
 7,368,265 B2 5/2008 Brenner et al.
 7,416,844 B2 8/2008 Korlach et al.
 7,476,503 B2 1/2009 Turner et al.
 7,485,424 B2 2/2009 Korlach et al.
 7,601,495 B2 10/2009 Chen et al.
 7,601,499 B2 10/2009 Berka et al.
 7,700,287 B2 4/2010 Chen et al.
 7,754,429 B2 7/2010 Rigatti et al.
 7,767,400 B2 8/2010 Harris et al.
 8,143,030 B2 3/2012 Maxham et al.
 8,168,380 B2 5/2012 Chan
 2001/0030290 A1 10/2001 Stern
 2002/0028458 A1 3/2002 Lexow
 2002/0094526 A1 7/2002 Bayley et al.
 2002/0168645 A1 11/2002 Taylor
 2002/0197618 A1 12/2002 Sampson
 2003/0044781 A1 3/2003 Korlach et al.
 2003/0044816 A1* 3/2003 Denison B82Y 15/00
 435/6.12
 2003/0096253 A1 5/2003 Nelson et al.
 2003/0143550 A1 7/2003 Green et al.
 2003/0190647 A1 10/2003 Odera
 2003/0207279 A1 11/2003 Crothers et al.
 2003/0213771 A1 11/2003 Ohshita et al.
 2003/0215862 A1 11/2003 Parce et al.
 2004/0002077 A1 1/2004 Taira et al.
 2004/0048300 A1 3/2004 Sood et al.
 2004/0152119 A1 8/2004 Sood et al.
 2004/0203008 A1 10/2004 Uemori et al.
 2004/0224319 A1 11/2004 Sood et al.
 2004/0248161 A1 12/2004 Rothberg et al.
 2004/0259082 A1 12/2004 Williams
 2005/0069939 A1 3/2005 Wang et al.
 2005/0176035 A1 8/2005 Crothers
 2005/0266456 A1 12/2005 Williams et al.
 2006/0024711 A1 2/2006 Lapidus et al.
 2006/0061754 A1 3/2006 Turner et al.
 2006/0147935 A1 7/2006 Linnarsson
 2006/0292611 A1 12/2006 Berka et al.
 2007/0062934 A1 3/2007 King
 2007/0161017 A1 7/2007 Eid et al.
 2007/0178482 A1 8/2007 Lezhava et al.
 2007/0190556 A1 8/2007 Brenner et al.
 2007/0231808 A1 10/2007 Gouda et al.
 2007/0269825 A1 11/2007 Wang et al.
 2008/0009007 A1 1/2008 Lyle et al.
 2008/0026393 A1 1/2008 Mindrinos et al.
 2008/0051294 A1 2/2008 Gormley et al.
 2008/0176241 A1 7/2008 Eid et al.
 2008/0218184 A1 9/2008 White et al.
 2008/0233575 A1 9/2008 Harris et al.
 2009/0005252 A1 1/2009 Drmanac et al.
 2009/0087850 A1 4/2009 Eid et al.
 2009/0197257 A1 8/2009 Harris
 2009/0233291 A1 9/2009 Chen et al.
 2009/0269771 A1 10/2009 Schroeder
 2009/0305248 A1 12/2009 Lander et al.
 2010/0216151 A1 8/2010 Lapidus et al.

FOREIGN PATENT DOCUMENTS

WO 9106678 A1 5/1991
 WO 9416090 A1 7/1994
 WO 9627025 A1 9/1996
 WO 9905315 A2 2/1999
 WO 2007003017 A1 1/2007

WO 2007010263 A2 1/2007
 WO 2007025124 A1 3/2007
 WO 2007070572 6/2007
 WO 2008064905 A2 6/2007
 WO 2008058282 5/2008
 WO 2009124255 A2 10/2009

OTHER PUBLICATIONS

Eid, et al., "Real-time DNA sequencing from single polymerase molecules" *Science* (2009) 323(5910):133-138.
 Harris, T.D. et al., "Single-molecule DNA sequencing of a viral genome" *Science* (2008) 320:106-109.
 Hong, Y.S. et al., "Construction of a BAC library and generation of BAC end sequence-tagged connectors for genome sequencing" *Mol Genet Genomics* (2003) 268:720-728.
 Koonin et al. "Computer-assisted dissection of rolling circle DNA replication" *Biosystems* (1993) 30(1-3):241-268.
 Korbel, J.O. et al. "Paired-end mapping reveals extensive structural variation in the human genome" *Science* (2007) 318:420-426.
 Kuhn et al., "Rolling-circle amplification under topological constraints" *Nucl Acids Res* (2002) 30(2):574-580.
 Levene et al., "Zero-mode waveguides for single-molecule analysis at high concentrations" *Science* (2003) 299(5607):682-686.
 Matray, T.J. et al. "A specific partner for abasic damage in DNA" *Nature* (1999) 399:704-708.
 Myers, G. "Whole-genome DNA sequencing" *IEEE* (May-Jun. 1999) pp. 33-43.
 Novick "Contrasting lifestyles of rolling-circle phages and plasmids" *Trends Biochem Sci* (1998) 23(11):434-438.
 Reifengerger, J. et al., *Advances in Genome Biol and Tech (AGBT)* (2009) Abstract Feb. 4-7, 2009.
 Reifengerger, J. et al., *Biophys Soc 53rd Ann Meeting* (2009) Abstract, Feb. 28, 2009.
 Smith, M. et al., "Genomic sequence sampling: a strategy for high resolution sequence-based physical mapping of complex genomes" *Nature Genetics* (1994) 7:40-47.
 Spinella et al., "Tandem arrayed ligation of expressed sequence tags (TALEST): a new method for generating global gene expression profiles" *Nucl Acids Res* (1999) 27(18):e22-e22.
 Velculescu et al. "Serial analysis of gene expression" *Science* (1995) 270(5235): 484-487.
 Volik, S. et al., "End-sequence profiling: sequence-based analysis of aberrant genomes" *PNAS* (2003) 100(13):7696-7701.
 Wiley, G. et al., "Methods for generating shotgun and mixed shotgun/paired-end libraries for the 454 DNA sequencer" *Current Protocols in Human Genomics* (2009) Chapter 18; Unit 18.1, pp. 1-21.
 Technology Spotlight: Illumina Sequencing Technology, current of Oct. 8, 2008, pp. 1-4.
 Hormozdiari, et al. "Combinatorial algorithms for structural variation detection in high-throughput sequenced genomes," *Genome Research* (2009) 19:1270-1278.
 Lee, et al., "A robust framework for detecting structural variations in a genome," *Bioinformatics* (2008) 24:i59-i67.
 Margulies, et al., "Genome sequencing in microfabricated high-density picolitre reactors," *Nature* (2005), 437:376-382.
 Pedler, "Occupation Times for Two State Markov Chains," *Journ Appl Probability* (1971), 8(2):381-90.
 Svoboda, et al., "Fluctuation analysis of motor protein movement and single enzyme kinetics," *PNAS* (1994), 91:11782-86.
 International Search Report and Written Opinion dated Apr. 29, 2010 for related case PCT/US2009/005169.
 International Search Report and Written Opinion dated Oct. 27, 2009 for related case PCT/US2009/001930.
 International Preliminary Report on Patentability dated Oct. 7, 2010 for related case PCT/US2009/001930.
 International Search Report and Written Opinion dated Nov. 17, 2009 for related case PCT/US2009/001926.
 Metzker, M.I., "Emerging Technologies in DNA Sequencing," *Genome Research* (2005) 15:1767-1776.
 International Preliminary Report on Patentability dated Apr. 7, 2011 for related case PCT/US2009/005169.

(56)

References Cited

OTHER PUBLICATIONS

International Search Report and Written Opinion dated Nov. 3, 2009 for related case PCT/US2009/001927.

International Preliminary Report on Patentability dated Apr. 7, 2011 for related case PCT/US2009/001927.

Supplementary European Search Report dated Mar. 20, 2012 for related case EP 09816557.4.

First Exam Report dated Jul. 18, 2013 of related EP 09816557.4.

Second Exam Report dated Apr. 9, 2015 of related EP 09816557.4.

Third Exam Report dated Mar. 30, 2016 of related EP 09816557.4.

Response and Exhibit List of Oxford Nanopore Technologies Ltd., Oxford Nanopore Technologies, Inc., and Metrichor, Ltd. Dated Jan. 6, 2017 to the Complaint of Pacific Biosciences of California, Inc., and Notice of Investigation in the Matter of Certain Single-Molecule Nucleic Acid Sequencing Systems and Reagents, Consumables, and Software for Use with Same (Investigation No. 337-TA-1032).

Etzevaz-Roulet et al., "Mechanical Separation of the Complementary Strands of DNA," *Proc. Natl. Acad. Sci. USA*, vol. 94, pp. 11935-11940 (Oct. 1997).

Greenleaf et al., "Single-Molecule, Motion-Based DNA Sequencing Using RNAPolymerase," *Science*, 313(5788): 801 (Aug. 2006).

Hattori et al., "Dideoxy Sequencing Method Using Denatured Plasmid Templates," *Analytical Biochemistry*, vol. 152, pp. 232-238 (1986).

Hayashizaki et al., "A new method for constructing NotI linking and boundary libraries using a restriction trapper," *Genomics*, vol. 14, pp. 733-739 (1992).

Jarvie et al., "3K Long-Tag Paired End sequencing with the Genome Sequencer FLX System," *BioTechniques*, vol. 44, No. 6, pp. 829-831 (2008).

Kalisch et al., "Covalently linked sequencing primer linkers (splinkers) for sequence analysis of restriction fragments," *Gene*, vol. 44, pp. 263-270 (1986).

Kambara et al., "Real Time Automated Simultaneous Double-Stranded DNA Sequencing Using Two-Color Fluorophore Labeling," *Biotechnology*, vol. 9, pp. 648-651 (Jul. 1991).

Kaur et al., "Novel amplification of DNA in a hairpin structure: towards a radical elimination of PCR errors from amplified DNA," *Nucleic Acids Research*, vol. 31, No. 6 e26 (2003).

"Kim et al., "DARFA: a novel technique for studying differential gene expression and bacterial comparative genomics," *Biochemical and Biophysical Research Communications*, vol. 336, pp. 168-174 (2005)".

Kuhn et al., "High-Purity Preparation of a Large DNA Dumbbell," *Antisense & Nucleic Acid Drug Development*, vol. 11, pp. 149-153 (2001).

Liu et al., "Rolling Circle DNA Synthesis: Small Circular Oligonucleotides as Efficient Templates for DNA Polymerases," *J. Am. Chem. Soc.*, vol. 118, pp. 1587-1594 (1996).

Luo et al., "Small interfering RNA production by enzymatic engineering of DNA (SPEED)," *PNAS*, vol. 101 No. 15, pp. 5494-5499 (Apr. 2004).

Miller et al., "Chain Terminator Sequencing of Double-stranded DNA with Built-In Error Detection," *J. theor. Biol.* vol. 161, pp. 407-429 (1993).

Taki et al., "Small-interfering-RNA expression in cells based on an efficiently constructed dumbbell-shaped DNA," *Angew. Chem. Int. Ed.* vol. 43, pp. 3160-3163 (2004).

Thelwell et al., "Mode of action and application of Scorpion primers to mutation detection," *Nucleic Acids Research*, vol. 28, No. 19, pp. 3752-3761 (2000).

Vercoutere, et al., "Discrimination among individual Watson-Crick base pairs at the termini of single DNA hairpin molecules," *Nucleic Acids Research*, vol. 31, No. 4, pp. 1311-1318 (2003).

Vercoutere, et al., "Rapid discrimination among individual DNA hairpin molecules at singlenucleotide resolution using an ion channel," *Nature Biotechnology*, vol. 19, pp. 248-252 (Mar. 2001).

Wiemann et al., "Simultaneous On-Line DNA Sequencing on Both Strands with Two Fluorescent Dyes," *Analytical Biochemistry*, vol. 224, pp. 117-121 (1995).

Winters-Hill et al., "Highly Accurate Classification of Watson-Crick Base pairs on Termini of Single DNA Molecules," *Biophysical Journal*, vol. 84, pp. 967-976 (Feb. 2003).

Woodside et al., "Nanomechanical Measurements of the Sequence-Dependent Folding Landscapes of Single Nucleic Acid Hairpins," *Proc. Natl. Acad. Sci. USA*, vol. 103, pp. 6190-6195 (Apr. 2006).

Zanta et al., "Gene delivery: a single nuclear localization signal peptide is sufficient to carry DNA to the cell nucleus," *Proc. Natl. Acad. Sci. USA*, vol. 96, pp. 91-96 (Jan. 1999).

Definition of "Consensus Sequence" from Medical dictionary, Printed on Feb. 6, 2017.

Keane, T. et al., "Assessing Assemblability of Reads from New sequencing Platforms" Wellcome Trust Poster, p. 1, 15th Annual International Conference on Intelligent Systems for Molecular Biology (ISMB) & 6th European Conference on Computational Biology (ECCB), Vienna, Austria Jul. 21-25, 2007.

Verified Complaint of Pacific Biosciences of California, Inc. Under Section 337 of the Tariff Act of 1930 filed with the United States International Trade Commission on Nov. 2, 2016.

Expert Report of Floyd Romesberg, Ph.D. Regarding U.S. Pat. No. 9,404,146 and U.S. Pat. No. 9,542,527 as they relate to the Complaint filed by Pacific Biosciences Under Section 337 of the Tariff Act of 1930 with the United States International Trade Commission on Nov. 2, 2016.

Miner et al., "Molecular Barcodes Detect Redundancy and Contamination in Hairpin-Bisulfite PCR," *Nucl. Acids Res.* (2004) 32(17):e135.

Pacific Biosciences Presentation for Cold Spring Harbor Personal Genomics Meeting on Oct. 12, 2008.

* cited by examiner

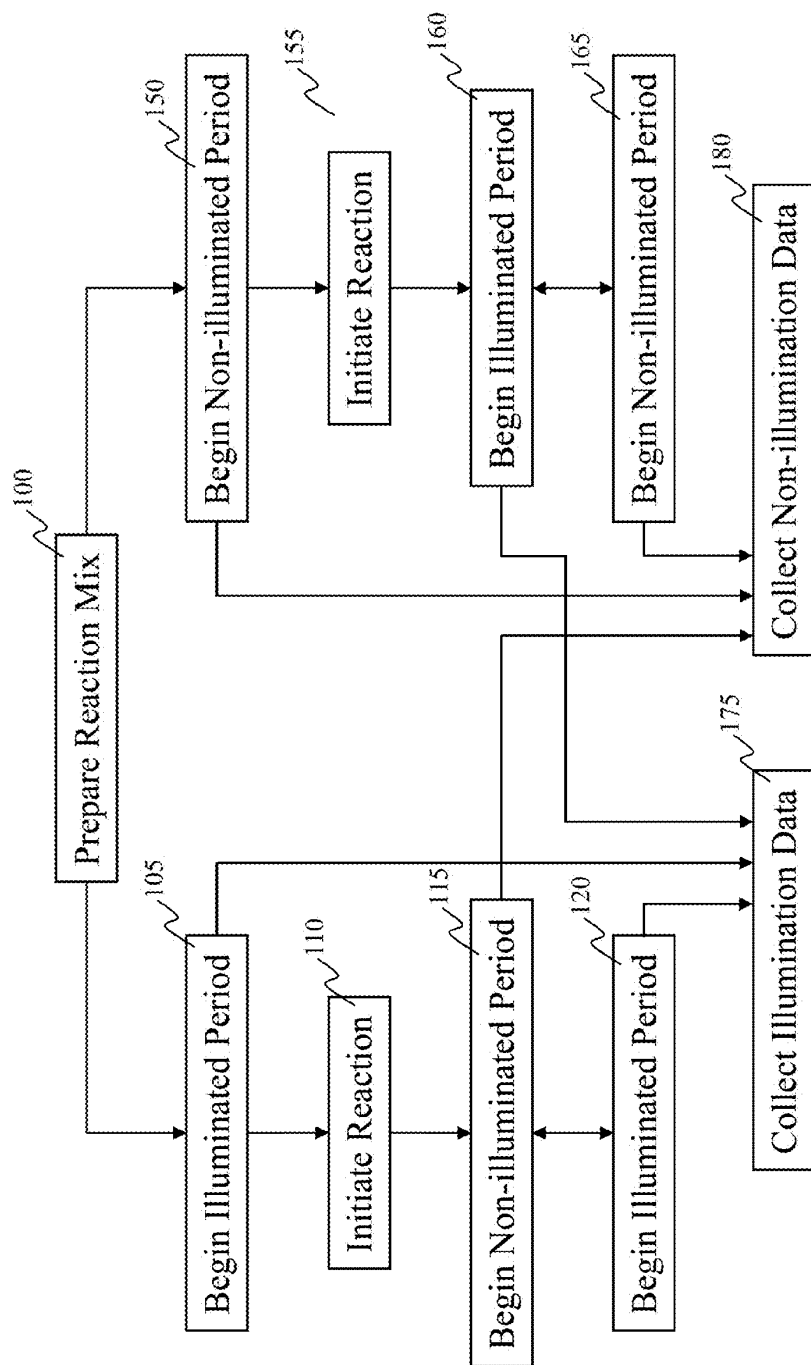


Figure 1

Figure 2A


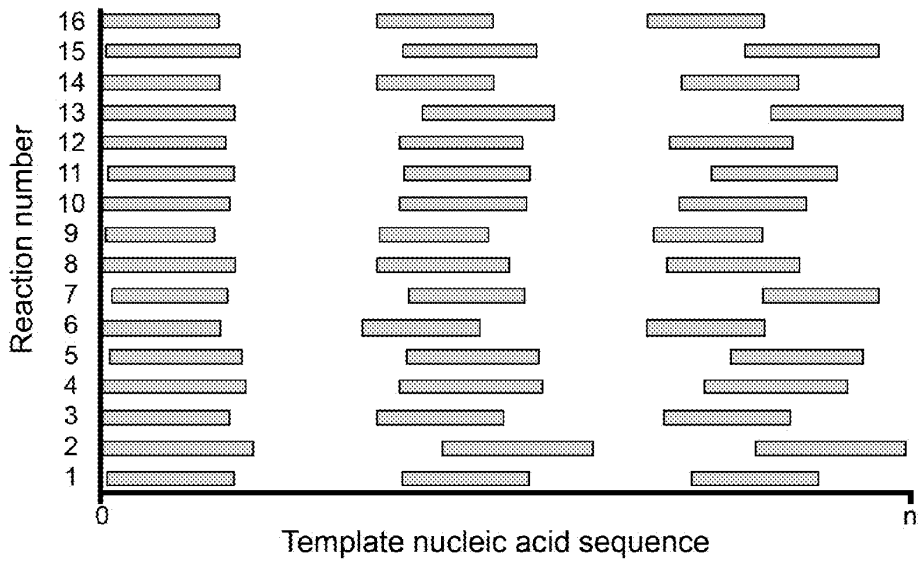


Figure 2B



Explore Litigation Insights

Docket Alarm provides insights to develop a more informed litigation strategy and the peace of mind of knowing you're on top of things.

Real-Time Litigation Alerts



Keep your litigation team up-to-date with **real-time alerts** and advanced team management tools built for the enterprise, all while greatly reducing PACER spend.

Our comprehensive service means we can handle Federal, State, and Administrative courts across the country.

Advanced Docket Research



With over 230 million records, Docket Alarm's cloud-native docket research platform finds what other services can't. Coverage includes Federal, State, plus PTAB, TTAB, ITC and NLRB decisions, all in one place.

Identify arguments that have been successful in the past with full text, pinpoint searching. Link to case law cited within any court document via Fastcase.

Analytics At Your Fingertips



Learn what happened the last time a particular judge, opposing counsel or company faced cases similar to yours.

Advanced out-of-the-box PTAB and TTAB analytics are always at your fingertips.

API

Docket Alarm offers a powerful API (application programming interface) to developers that want to integrate case filings into their apps.

LAW FIRMS

Build custom dashboards for your attorneys and clients with live data direct from the court.

Automate many repetitive legal tasks like conflict checks, document management, and marketing.

FINANCIAL INSTITUTIONS

Litigation and bankruptcy checks for companies and debtors.

E-DISCOVERY AND LEGAL VENDORS

Sync your system to PACER to automate legal marketing.