



APPLICATION NO.	ISSUE DATE	PATENT NO.	ATTORNEY DOCKET NO.	CONFIRMATION NO.
14/333,134	05/22/2018	9974914	FPHCR.112C1	6841

20995 7590 05/02/2018  
KNOBBE MARTENS OLSON & BEAR LLP  
2040 MAIN STREET  
FOURTEENTH FLOOR  
IRVINE, CA 92614

### ISSUE NOTIFICATION

The projected patent number and issue date are specified above.

#### **Determination of Patent Term Adjustment under 35 U.S.C. 154 (b)** (application filed on or after May 29, 2000)

The Patent Term Adjustment is 299 day(s). Any patent to issue from the above-identified application will include an indication of the adjustment on the front page.

If a Continued Prosecution Application (CPA) was filed in the above-identified application, the filing date that determines Patent Term Adjustment is the filing date of the most recent CPA.

Applicant will be able to obtain more detailed information by accessing the Patent Application Information Retrieval (PAIR) WEB site (<http://pair.uspto.gov>).

Any questions regarding the Patent Term Extension or Adjustment determination should be directed to the Office of Patent Legal Administration at (571)-272-7702. Questions relating to issue and publication fee payments should be directed to the Application Assistance Unit (AAU) of the Office of Data Management (ODM) at (571)-272-4200.

APPLICANT(s) (Please see PAIR WEB site <http://pair.uspto.gov> for additional applicants):

Alastair Edwin McAuley, Dallas, TX;  
Fisher & Paykel Healthcare Limited, Auckland, NEW ZEALAND;  
Craig Robert Prentice, Auckland, NEW ZEALAND;  
Oliver Gleeson, Auckland, NEW ZEALAND;

The United States represents the largest, most dynamic marketplace in the world and is an unparalleled location for business investment, innovation, and commercialization of new technologies. The USA offers tremendous resources and advantages for those who invest and manufacture goods here. Through SelectUSA, our nation works to encourage and facilitate business investment. To learn more about why the USA is the best country in the world to develop technology, manufacture products, and grow your business, visit [SelectUSA.gov](http://SelectUSA.gov).

PTO/SB/08 Equivalent

<b>INFORMATION DISCLOSURE STATEMENT BY APPLICANT</b>	Application No.	14/333,134	
	Filing Date	July 16, 2014	
	First Named Inventor	Alastair Edwin McAuley	
	Art Unit	3778	
(Multiple sheets used when necessary)		Examiner	Annette Fredricka Dixon
SHEET 1 OF 2		Attorney Docket No.	FPHCR.112C1

U.S. PATENT DOCUMENTS						
Examiner Initials	Cite No.	Document Number Number - Kind Code (if known) Example: 1,234,567 B1	Publication Date MM-DD-YYYY	Name	Pages, Columns, Lines Where Relevant Passages or Relevant Figures Appear	
	1	2,452,845	11/2/1948	Fisher		
	2	3,599,635	8/17/1971	Kenneth		
	3	4,454,880	6/19/1984	Muto et al.		
	4	4,621,632	11/11/1986	Bartels et al.		
	5	6,135,109	10/24/2000	Blasdell et al.		
	6	6,526,978	3/4/2003	Dominguez		
	7	6,651,663	11/25/2003	Barnett et al.		
	8	6,817,362	11/16/2004	Gelinas et al.		
	9	6,823,869	11/30/2004	Raje et al.		
	10	7,448,386	11/11/2008	Ho et al.		
	11	7,753,051	7/13/2010	Burrow et al.		
	12	8,136,525	6/6/2006	Lubke et al.		
Change(s) applied to document, /J.H./ 4/20/2018	13	9,439,405 09/2016	<del>11/10/2017</del>	<del>McAuley et al.</del> Bruggemann et al.		
	14	9,517,317	12/13/2016	McAuley et al.		
	15	9,561,339	2/7/2017	McAuley et al.		
	16	2003-0005509	1/9/2003	Kelzer		
	17	2005-0045182	3/3/2005	Wood et al.		
	18	2005-0121037	6/9/2005	Wood		
	19	2006-0042632	3/2/2006	Bishop et al.		
	20	2007-0209663	9/13/2007	Marque et al.		
	21	2017-0072155	3/16/2017	Allan et al.		
	22	2017-0239438	8/24/2017	McAuley et al.		
	23	2017-0304574	10/26/2017	McAuley et al.		
	24	2017-0326324	11/16/2017	McAuley et al.		

FOREIGN PATENT DOCUMENTS						
Examiner Initials	Cite No.	Foreign Patent Document Country Code-Number-Kind Code Example: JP 1234567 A1	Publication Date MM-DD-YYYY	Name	Pages, Columns, Lines Where Relevant Passages or Relevant Figures Appear	T <sup>1</sup>

Examiner Signature	/Annette Dixon/ (03/07/2018)	Date Considered	03/07/2018
--------------------	------------------------------	-----------------	------------

\*Examiner: Initial if reference considered, whether or not citation is in conformance with MPEP 609. Draw line through citation if not in conformance and not considered. Include copy of this form with next communication to applicant.

<b>INFORMATION DISCLOSURE STATEMENT BY APPLICANT</b>	Application No.	14/333,134	
	Filing Date	July 16, 2014	
	First Named Inventor	Alastair Edwin McAuley	
	Art Unit	3778	
<i>(Multiple sheets used when necessary)</i>		Examiner	Annette Fredricka Dixon
SHEET 9 OF 12		Attorney Docket No.	FPHCR.112C1

U.S. PATENT DOCUMENTS					
Examiner Initials	Cite No.	Document Number <i>Number - Kind Code (if known)</i> Example: 1,234,567 B1	Publication Date MM-DD-YYYY	Name	Pages, Columns, Lines Where Relevant Passages or Relevant Figures Appear
	225	2006/0137690	06-01-2006	Gunaratnam et al.	
	226	2006/0130844	06-22-2006	Ho et al.	
	227	2006/0174887	08-01-2006	Chandran et al.	
	228	2006/0196511	09-07-2006	Lau et al.	
	229	2006/0201514	09-14-2006	Jones et al.	
	230	2006/0237017	10-26-2006	Davidson et al.	
	231	2006/0237018	10-26-2006	McAuley et al.	
	232	2006/0254593	11-16-2006	Chang	
	233	2006/0266361	11-30-2006	Hernandez	
	234	2006/0283461	12-21-2006	Lubke et al.	
	235	2007/0000492	01-04-2007	Hansel et al.	
	236	2007/0010786	01-11-2007	Casey et al.	
	237	2007/0044804	03-01-2007	Matula et al.	
	238	2007/0089749	04-26-2007	Ho et al.	
	239	2007/0125385	06-07-2007	Ho et al.	
Change(s) applied to document, J.H./4/23/2018	240	2007/0125387	06-07-2007	Zollinger et al.	
	241	2007/0137653	06-21-2007	Wood	
	242	2007/0142785 <sup>06/2007</sup>	<del>06-26-1995</del>	<del>Bartholomew</del> Lundgaard et al.	
	243	2007/0157353	07-12-2007	Guney et al.	
	244	2007/163600 A1	07-19-2007	Hoffman	
	245	2007/0175480	08-02-2007	Gradon et al.	
	246	2007/0174952	08-02-2007	Jacob	
	247	2007/0215161	09-20-2007	Frater et al.	
	248	2007/0221227	09-27-2007	Ho	
	249	2007/0227541	10-04-2007	Van Den	
	250	2007/0267017	11-22-2007	McAuley et al.	
	251	2007/0295335	12-01-2007	Nashed	
	252	2008/0047560	02-01-2008	Veliss et al.	

Examiner Signature /Annette Dixon/ (09/12/2017)	Date Considered 09/12/2017
-------------------------------------------------	----------------------------

\*Examiner: Initial if reference considered, whether or not citation is in conformance with MPEP 609. Draw line through citation if not in conformance and not considered. Include copy of this form with next communication to applicant.

T<sup>1</sup> - Place a check mark in this area when an English language Translation is attached.

ALL REFERENCES CONSIDERED EXCEPT WHERE LINED THROUGH. /AD/

<b>INFORMATION DISCLOSURE STATEMENT BY APPLICANT</b>	Application No.	14/333134	
	Filing Date	July 16, 2014	
	First Named Inventor	Alastair Edwin McAuley	
	Art Unit	3771	
<i>(Multiple sheets used when necessary)</i>		Examiner	Unassigned
SHEET 1 OF 2		Attorney Docket No.	FPHCR.112C1

U.S. PATENT DOCUMENTS					
Examiner Initials	Cite No.	Document Number <i>Number - Kind Code (if known)</i> Example: 1,234,567 B1	Publication Date MM-DD-YYYY	Name of Patentee or Applicant	Pages, Columns, Lines Where Relevant Passages or Relevant Figures Appear
	1	4,367,735	01-11-1983	Dali	
	2	4,753,233	06-28-1988	Grimes	
	3	4,782,832	11-08-1988	Trimble et al.	
	4	4,915,105	04-10-1990	Lee	
	5	5,113,857	05-19-1992	Dickerman et al.	
	6	5,148,802	09-22-1992	Sanders et al.	
	7	5,245,995	09-21-1993	Sullivan et al.	
	8	5,269,296	12-14-1993	Landis	
	9	5,477,852	12-26-1995	Landis et al.	
	10	5,533,506	07-09-1996	Wood	
	11	5,595,174	01-21-1997	Gwaltney.	
	12	5,921,239	07-13-1999	McCall et al.	
	13	6,298,850	10-09-2001	Argraves .	
	14	6,431,172	08-13-2002	Bordewick	
	15	6,439,234	08-27-2002	Curti et al.	
	16	6,478,026	11-12-2002	Wood	
	17	6,561,188 <sup>05/2003</sup>	<del>08-13-2003</del>	Ellis	
	18	6,588,424	07-08-2003	Bardel	
	19	6,637,434	10-28-2003	Noble	
	20	6,644,315	<del>11/2003</del> <del>10-28-2003</del>	Noble Ziaee	
	21	6,651,658	11-25-2003	Hill et al.	
	22	6,679,265	01-20-2004	Strickland et al.	
	23	7,096,864	08-29-2006	Mayer et al.	
	24	7,201,169	04-10-2007	Wilkie et al.	
	25	7,207,333	04-24-2007	Tohara	
	26	7,210,481	05-01-2007	Lovell et .	
	27	2002/0053347	05-09-2002	Ziaee	
	28	2002/0059935	05-23-2002	Wood.	

Change(s) applied to document, /S.X.R./ 6/7/2017

Examiner Signature	/Annette Dixon/ (09/27/2016)	Date Considered
--------------------	------------------------------	-----------------

\*Examiner: Initial if reference considered, whether or not citation is in conformance with MPEP 609. Draw line through citation if not in conformance and not considered. Include copy of this form with next communication to applicant.

PART B - FEE(S) TRANSMITTAL

Complete and send this form, together with applicable fee(s), to: **Mail** Mail Stop ISSUE FEE  
**Commissioner for Patents**  
**P.O. Box 1450**  
**Alexandria, Virginia 22313-1450**  
**or Fax (571)-273-2885**

INSTRUCTIONS: This form should be used for transmitting the ISSUE FEE and PUBLICATION FEE (if required). Blocks 1 through 5 should be completed where appropriate. All further correspondence including the Patent, advance orders and notification of maintenance fees will be mailed to the current correspondence address as indicated unless corrected below or directed otherwise in Block 1, by (a) specifying a new correspondence address; and/or (b) indicating a separate "FEE ADDRESS" for maintenance fee notifications.

CURRENT CORRESPONDENCE ADDRESS (Note: Use Block 1 for any change of address)

Note: A certificate of mailing can only be used for domestic mailings of the Fee(s) Transmittal. This certificate cannot be used for any other accompanying papers. Each additional paper, such as an assignment or formal drawing, must have its own certificate of mailing or transmission.

20995 7590 03/26/2018  
**KNOBBE MARTENS OLSON & BEAR LLP**  
**2040 MAIN STREET**  
**FOURTEENTH FLOOR**  
**IRVINE, CA 92614**

**Certificate of Mailing or Transmission**

I hereby certify that this Fee(s) Transmittal is being deposited with the United States Postal Service with sufficient postage for first class mail in an envelope addressed to the Mail Stop ISSUE FEE address above, or being facsimile transmitted to the USPTO (571) 273-2885, on the date indicated below.

(Depositor's name)
(Signature)
(Date)

APPLICATION NO.	FILING DATE	FIRST NAMED INVENTOR	ATTORNEY DOCKET NO.	CONFIRMATION NO.
14/333,134	07/16/2014	Alastair Edwin McAuley	FPHCR.112C1	6841

TITLE OF INVENTION: BREATHING ASSISTANCE APPARATUS

APPLN. TYPE	ENTITY STATUS	ISSUE FEE DUE	PUBLICATION FEE DUE	PREV. PAID ISSUE FEE	TOTAL FEE(S) DUE	DATE DUE
nonprovisional	UNDISCOUNTED	\$1000	\$0	\$0	\$1000	06/26/2018

EXAMINER	ART UNIT	CLASS-SUBCLASS
DIXON, ANNETTE FREDRICKA	3778	128-207180

1. Change of correspondence address or indication of "Fee Address" (37 CFR 1.363).

Change of correspondence address (or Change of Correspondence Address form PTO/SB/122) attached.

"Fee Address" indication (or "Fee Address" Indication form PTO/SB/47; Rev 03-02 or more recent) attached. Use of a **Customer Number is required.**

2. For printing on the patent front page, list

(1) The names of up to 3 registered patent attorneys or agents OR, alternatively,

(2) The name of a single firm (having as a member a registered attorney or agent) and the names of up to 2 registered patent attorneys or agents. If no name is listed, no name will be printed.

1 Knobbe, Martens, Olson & Bear, LLP

2 \_\_\_\_\_

3 \_\_\_\_\_

3. ASSIGNEE NAME AND RESIDENCE DATA TO BE PRINTED ON THE PATENT (print or type)

PLEASE NOTE: Unless an assignee is identified below, no assignee data will appear on the patent. If an assignee is identified below, the document has been filed for recordation as set forth in 37 CFR 3.11. Completion of this form is NOT a substitute for filing an assignment.

(A) NAME OF ASSIGNEE **Fisher & Paykel Healthcare Limited**

(B) RESIDENCE: (CITY and STATE OR COUNTRY) **Auckland, New Zealand**

Please check the appropriate assignee category or categories (will not be printed on the patent):  Individual  Corporation or other private group entity  Government

4a. The following fee(s) are submitted:

Issue Fee

Publication Fee (No small entity discount permitted)

Advance Order - # of Copies \_\_\_\_\_

4b. Payment of Fee(s): (Please first reapply any previously paid issue fee shown above)

A check is enclosed.

Payment via EFS Web.

The director is hereby authorized to charge the required fee(s), any deficiency, or credits any overpayment, to Deposit Account Number 11-1410 (enclose an extra copy of this form).

5. Change in Entity Status (from status indicated above)

Applicant certifying micro entity status. See 37 CFR 1.29

Applicant asserting small entity status. See 37 CFR 1.27

Applicant changing to regular undiscouted fee status.

NOTE: Absent a valid certification of Micro Entity Status (see forms PTO/SB/15A and 15B), issue fee payment in the micro entity amount will not be accepted at the risk of application abandonment.

NOTE: If the application was previously under micro entity status, checking this box will be taken to be a notification of loss of entitlement to micro entity status.

NOTE: Checking this box will be taken to be a notification of loss of entitlement to small or micro entity status, as applicable.

NOTE: This form must be signed in accordance with 37 CFR 1.31 and 1.33. See 37 CFR 1.4 for signature requirements and certifications.

Authorized Signature /Michael Guiliana/ Date 2018-04-17

Typed or printed name Michael A. Guiliana Registration No. 42,611

## Electronic Patent Application Fee Transmittal

<b>Application Number:</b>	14333134			
<b>Filing Date:</b>	16-Jul-2014			
<b>Title of Invention:</b>	BREATHING ASSISTANCE APPARATUS			
<b>First Named Inventor/Applicant Name:</b>	Alastair Edwin McAuley			
<b>Filer:</b>	Michael A. Guiliana/Linh Do			
<b>Attorney Docket Number:</b>	FPHCR.112C1			
Filed as Large Entity				
<b>Filing Fees for Utility under 35 USC 111(a)</b>				
<b>Description</b>	<b>Fee Code</b>	<b>Quantity</b>	<b>Amount</b>	<b>Sub-Total in USD(\$)</b>
<b>Basic Filing:</b>				
<b>Pages:</b>				
<b>Claims:</b>				
<b>Miscellaneous-Filing:</b>				
<b>Petition:</b>				
<b>Patent-Appeals-and-Interference:</b>				
<b>Post-Allowance-and-Post-Issuance:</b>				
UTILITY APPL ISSUE FEE	1501	1	1000	1000

Description	Fee Code	Quantity	Amount	Sub-Total in USD(\$)
<b>Extension-of-Time:</b>				
<b>Miscellaneous:</b>				
<b>Total in USD (\$)</b>				<b>1000</b>

## Electronic Acknowledgement Receipt

<b>EFS ID:</b>	32366915
<b>Application Number:</b>	14333134
<b>International Application Number:</b>	
<b>Confirmation Number:</b>	6841
<b>Title of Invention:</b>	BREATHING ASSISTANCE APPARATUS
<b>First Named Inventor/Applicant Name:</b>	Alastair Edwin McAuley
<b>Customer Number:</b>	20995
<b>Filer:</b>	Michael A. Guiliana/Jennifer Neat
<b>Filer Authorized By:</b>	Michael A. Guiliana
<b>Attorney Docket Number:</b>	FPHCR.112C1
<b>Receipt Date:</b>	17-APR-2018
<b>Filing Date:</b>	16-JUL-2014
<b>Time Stamp:</b>	19:49:24
<b>Application Type:</b>	Utility under 35 USC 111(a)

### Payment information:

Submitted with Payment	yes
Payment Type	CARD
Payment was successfully received in RAM	\$1000
RAM confirmation Number	041818INTEFSW19501800
Deposit Account	111410
Authorized User	Jennifer Neat

The Director of the USPTO is hereby authorized to charge indicated fees and credit any overpayment as follows:

37 CFR 1.16 (National application filing, search, and examination fees)

37 CFR 1.17 (Patent application and reexamination processing fees)

RMD



--	--	--	--	--	--

**File Listing:**

Document Number	Document Description	File Name	File Size(Bytes)/ Message Digest	Multi Part /.zip	Pages (if appl.)
1	Issue Fee Payment (PTO-85B)	Issue_Fee.pdf	208619	no	1
			ef444dfccd61f2205c3ebc4ada9294b2ee53457a		

**Warnings:**

**Information:**

2	Fee Worksheet (SB06)	fee-info.pdf	30056	no	2
			c5dbb7afd35642efa2aac4472f105afdafb672d7		

**Warnings:**

**Information:**

<b>Total Files Size (in bytes):</b>	238675
-------------------------------------	--------

**This Acknowledgement Receipt evidences receipt on the noted date by the USPTO of the indicated documents, characterized by the applicant, and including page counts, where applicable. It serves as evidence of receipt similar to a Post Card, as described in MPEP 503.**

**New Applications Under 35 U.S.C. 111**

**If a new application is being filed and the application includes the necessary components for a filing date (see 37 CFR 1.53(b)-(d) and MPEP 506), a Filing Receipt (37 CFR 1.54) will be issued in due course and the date shown on this Acknowledgement Receipt will establish the filing date of the application.**

**National Stage of an International Application under 35 U.S.C. 371**

**If a timely submission to enter the national stage of an international application is compliant with the conditions of 35 U.S.C. 371 and other applicable requirements a Form PCT/DO/EO/903 indicating acceptance of the application as a national stage submission under 35 U.S.C. 371 will be issued in addition to the Filing Receipt, in due course.**

**New International Application Filed with the USPTO as a Receiving Office**

**If a new international application is being filed and the international application includes the necessary components for an international filing date (see PCT Article 11 and MPEP 1810), a Notification of the International Application Number and of the International Filing Date (Form PCT/RO/105) will be issued in due course, subject to prescriptions concerning national security, and the date shown on this Acknowledgement Receipt will establish the international filing date of the application.**



NOTICE OF ALLOWANCE AND FEE(S) DUE

20995 7590 03/26/2018
KNOBBE MARTENS OLSON & BEAR LLP
2040 MAIN STREET
FOURTEENTH FLOOR
IRVINE, CA 92614

Table with 2 columns: EXAMINER (DIXON, ANNETTE FREDRICKA), ART UNIT (3778), PAPER NUMBER (6841)

DATE MAILED: 03/26/2018

Table with 5 columns: APPLICATION NO., FILING DATE, FIRST NAMED INVENTOR, ATTORNEY DOCKET NO., CONFIRMATION NO.

TITLE OF INVENTION: BREATHING ASSISTANCE APPARATUS

Table with 7 columns: APPLN. TYPE, ENTITY STATUS, ISSUE FEE DUE, PUBLICATION FEE DUE, PREV. PAID ISSUE FEE, TOTAL FEE(S) DUE, DATE DUE

THE APPLICATION IDENTIFIED ABOVE HAS BEEN EXAMINED AND IS ALLOWED FOR ISSUANCE AS A PATENT. PROSECUTION ON THE MERITS IS CLOSED. THIS NOTICE OF ALLOWANCE IS NOT A GRANT OF PATENT RIGHTS. THIS APPLICATION IS SUBJECT TO WITHDRAWAL FROM ISSUE AT THE INITIATIVE OF THE OFFICE OR UPON PETITION BY THE APPLICANT. SEE 37 CFR 1.313 AND MPEP 1308.

THE ISSUE FEE AND PUBLICATION FEE (IF REQUIRED) MUST BE PAID WITHIN THREE MONTHS FROM THE MAILING DATE OF THIS NOTICE OR THIS APPLICATION SHALL BE REGARDED AS ABANDONED. THIS STATUTORY PERIOD CANNOT BE EXTENDED. SEE 35 U.S.C. 151. THE ISSUE FEE DUE INDICATED ABOVE DOES NOT REFLECT A CREDIT FOR ANY PREVIOUSLY PAID ISSUE FEE IN THIS APPLICATION. IF AN ISSUE FEE HAS PREVIOUSLY BEEN PAID IN THIS APPLICATION (AS SHOWN ABOVE), THE RETURN OF PART B OF THIS FORM WILL BE CONSIDERED A REQUEST TO REAPPLY THE PREVIOUSLY PAID ISSUE FEE TOWARD THE ISSUE FEE NOW DUE.

HOW TO REPLY TO THIS NOTICE:

I. Review the ENTITY STATUS shown above. If the ENTITY STATUS is shown as SMALL or MICRO, verify whether entitlement to that entity status still applies.

If the ENTITY STATUS is the same as shown above, pay the TOTAL FEE(S) DUE shown above.

If the ENTITY STATUS is changed from that shown above, on PART B - FEE(S) TRANSMITTAL, complete section number 5 titled "Change in Entity Status (from status indicated above)".

For purposes of this notice, small entity fees are 1/2 the amount of undiscounted fees, and micro entity fees are 1/2 the amount of small entity fees.

II. PART B - FEE(S) TRANSMITTAL, or its equivalent, must be completed and returned to the United States Patent and Trademark Office (USPTO) with your ISSUE FEE and PUBLICATION FEE (if required). If you are charging the fee(s) to your deposit account, section "4b" of Part B - Fee(s) Transmittal should be completed and an extra copy of the form should be submitted. If an equivalent of Part B is filed, a request to reapply a previously paid issue fee must be clearly made, and delays in processing may occur due to the difficulty in recognizing the paper as an equivalent of Part B.

III. All communications regarding this application must give the application number. Please direct all communications prior to issuance to Mail Stop ISSUE FEE unless advised to the contrary.

IMPORTANT REMINDER: Maintenance fees are due in utility patents issuing on applications filed on or after Dec. 12, 1980. It is patentee's responsibility to ensure timely payment of maintenance fees when due. More information is available at www.uspto.gov/PatentMaintenanceFees.

**PART B - FEE(S) TRANSMITTAL**

**Complete and send this form, together with applicable fee(s), to: Mail Mail Stop ISSUE FEE  
 Commissioner for Patents  
 P.O. Box 1450  
 Alexandria, Virginia 22313-1450  
 or Fax (571)-273-2885**

**INSTRUCTIONS:** This form should be used for transmitting the ISSUE FEE and PUBLICATION FEE (if required). Blocks 1 through 5 should be completed where appropriate. All further correspondence including the Patent, advance orders and notification of maintenance fees will be mailed to the current correspondence address as indicated unless corrected below or directed otherwise in Block 1, by (a) specifying a new correspondence address; and/or (b) indicating a separate "FEE ADDRESS" for maintenance fee notifications.

CURRENT CORRESPONDENCE ADDRESS (Note: Use Block 1 for any change of address)

Note: A certificate of mailing can only be used for domestic mailings of the Fee(s) Transmittal. This certificate cannot be used for any other accompanying papers. Each additional paper, such as an assignment or formal drawing, must have its own certificate of mailing or transmission.

20995                      7590                      03/26/2018  
**KNOBBE MARTENS OLSON & BEAR LLP**  
 2040 MAIN STREET  
 FOURTEENTH FLOOR  
 IRVINE, CA 92614

**Certificate of Mailing or Transmission**

I hereby certify that this Fee(s) Transmittal is being deposited with the United States Postal Service with sufficient postage for first class mail in an envelope addressed to the Mail Stop ISSUE FEE address above, or being facsimile transmitted to the USPTO (571) 273-2885, on the date indicated below.

(Depositor's name)
(Signature)
(Date)

APPLICATION NO.	FILING DATE	FIRST NAMED INVENTOR	ATTORNEY DOCKET NO.	CONFIRMATION NO.
14/333,134	07/16/2014	Alastair Edwin McAuley	FPHCR.112C1	6841

TITLE OF INVENTION: BREATHING ASSISTANCE APPARATUS

APPLN. TYPE	ENTITY STATUS	ISSUE FEE DUE	PUBLICATION FEE DUE	PREV. PAID ISSUE FEE	TOTAL FEE(S) DUE	DATE DUE
nonprovisional	UNDISCOUNTED	\$1000	\$0	\$0	\$1000	06/26/2018

EXAMINER	ART UNIT	CLASS-SUBCLASS
DIXON, ANNETTE FREDRICKA	3778	128-207180

<p>1. Change of correspondence address or indication of "Fee Address" (37 CFR 1.363).</p> <p><input type="checkbox"/> Change of correspondence address (or Change of Correspondence Address form PTO/SB/122) attached.</p> <p><input type="checkbox"/> "Fee Address" indication (or "Fee Address" Indication form PTO/SB/47; Rev 03-02 or more recent) attached. <b>Use of a Customer Number is required.</b></p>	<p>2. For printing on the patent front page, list</p> <p>(1) The names of up to 3 registered patent attorneys or agents OR, alternatively, _____ 1</p> <p>(2) The name of a single firm (having as a member a registered attorney or agent) and the names of up to 2 registered patent attorneys or agents. If no name is listed, no name will be printed. _____ 2</p> <p>_____ 3</p>
-------------------------------------------------------------------------------------------------------------------------------------------------------------------------------------------------------------------------------------------------------------------------------------------------------------------------------------------------------------------------------------------------------------------	---------------------------------------------------------------------------------------------------------------------------------------------------------------------------------------------------------------------------------------------------------------------------------------------------------------------------------------------------------------------------------------

3. ASSIGNEE NAME AND RESIDENCE DATA TO BE PRINTED ON THE PATENT (print or type)

PLEASE NOTE: Unless an assignee is identified below, no assignee data will appear on the patent. If an assignee is identified below, the document has been filed for recordation as set forth in 37 CFR 3.11. Completion of this form is NOT a substitute for filing an assignment.

(A) NAME OF ASSIGNEE \_\_\_\_\_ (B) RESIDENCE: (CITY and STATE OR COUNTRY) \_\_\_\_\_

Please check the appropriate assignee category or categories (will not be printed on the patent) :  Individual  Corporation or other private group entity  Government

<p>4a. The following fee(s) are submitted:</p> <p><input type="checkbox"/> Issue Fee</p> <p><input type="checkbox"/> Publication Fee (No small entity discount permitted)</p> <p><input type="checkbox"/> Advance Order - # of Copies _____</p>	<p>4b. Payment of Fee(s): (<b>Please first reapply any previously paid issue fee shown above</b>)</p> <p><input type="checkbox"/> A check is enclosed.</p> <p><input type="checkbox"/> Payment by credit card. Form PTO-2038 is attached.</p> <p><input type="checkbox"/> The director is hereby authorized to charge the required fee(s), any deficiency, or credits any overpayment, to Deposit Account Number _____ (enclose an extra copy of this form).</p>
-------------------------------------------------------------------------------------------------------------------------------------------------------------------------------------------------------------------------------------------------	------------------------------------------------------------------------------------------------------------------------------------------------------------------------------------------------------------------------------------------------------------------------------------------------------------------------------------------------------------------------------------------------------------------------------------------------------------------

5. **Change in Entity Status** (from status indicated above)

Applicant certifying micro entity status. See 37 CFR 1.29

Applicant asserting small entity status. See 37 CFR 1.27

Applicant changing to regular undiscounted fee status.

**NOTE:** Absent a valid certification of Micro Entity Status (see forms PTO/SB/15A and 15B), issue fee payment in the micro entity amount will not be accepted at the risk of application abandonment.

**NOTE:** If the application was previously under micro entity status, checking this box will be taken to be a notification of loss of entitlement to micro entity status.

**NOTE:** Checking this box will be taken to be a notification of loss of entitlement to small or micro entity status, as applicable.

**NOTE:** This form must be signed in accordance with 37 CFR 1.31 and 1.33. See 37 CFR 1.4 for signature requirements and certifications.

Authorized Signature \_\_\_\_\_ Date \_\_\_\_\_

Typed or printed name \_\_\_\_\_ Registration No. \_\_\_\_\_



UNITED STATES DEPARTMENT OF COMMERCE
United States Patent and Trademark Office
Address: COMMISSIONER FOR PATENTS
P.O. Box 1450
Alexandria, Virginia 22313-1450
www.uspto.gov

Table with 5 columns: APPLICATION NO., FILING DATE, FIRST NAMED INVENTOR, ATTORNEY DOCKET NO., CONFIRMATION NO.
14/333,134 07/16/2014 Alastair Edwin McAuley FPHCR.112C1 6841

20995 7590 03/26/2018
KNOBBE MARTENS OLSON & BEAR LLP
2040 MAIN STREET
FOURTEENTH FLOOR
IRVINE, CA 92614

Table with 1 column: EXAMINER
DIXON, ANNETTE FREDRICKA

Table with 2 columns: ART UNIT, PAPER NUMBER
3778

DATE MAILED: 03/26/2018

Determination of Patent Term Adjustment under 35 U.S.C. 154 (b)

(Applications filed on or after May 29, 2000)

The Office has discontinued providing a Patent Term Adjustment (PTA) calculation with the Notice of Allowance.

Section 1(h)(2) of the AIA Technical Corrections Act amended 35 U.S.C. 154(b)(3)(B)(i) to eliminate the requirement that the Office provide a patent term adjustment determination with the notice of allowance. See Revisions to Patent Term Adjustment, 78 Fed. Reg. 19416, 19417 (Apr. 1, 2013). Therefore, the Office is no longer providing an initial patent term adjustment determination with the notice of allowance. The Office will continue to provide a patent term adjustment determination with the Issue Notification Letter that is mailed to applicant approximately three weeks prior to the issue date of the patent, and will include the patent term adjustment on the patent. Any request for reconsideration of the patent term adjustment determination (or reinstatement of patent term adjustment) should follow the process outlined in 37 CFR 1.705.

Any questions regarding the Patent Term Extension or Adjustment determination should be directed to the Office of Patent Legal Administration at (571)-272-7702. Questions relating to issue and publication fee payments should be directed to the Customer Service Center of the Office of Patent Publication at 1-(888)-786-0101 or (571)-272-4200.

## OMB Clearance and PRA Burden Statement for PTOL-85 Part B

The Paperwork Reduction Act (PRA) of 1995 requires Federal agencies to obtain Office of Management and Budget approval before requesting most types of information from the public. When OMB approves an agency request to collect information from the public, OMB (i) provides a valid OMB Control Number and expiration date for the agency to display on the instrument that will be used to collect the information and (ii) requires the agency to inform the public about the OMB Control Number's legal significance in accordance with 5 CFR 1320.5(b).

The information collected by PTOL-85 Part B is required by 37 CFR 1.311. The information is required to obtain or retain a benefit by the public which is to file (and by the USPTO to process) an application. Confidentiality is governed by 35 U.S.C. 122 and 37 CFR 1.14. This collection is estimated to take 12 minutes to complete, including gathering, preparing, and submitting the completed application form to the USPTO. Time will vary depending upon the individual case. Any comments on the amount of time you require to complete this form and/or suggestions for reducing this burden, should be sent to the Chief Information Officer, U.S. Patent and Trademark Office, U.S. Department of Commerce, P.O. Box 1450, Alexandria, Virginia 22313-1450. DO NOT SEND FEES OR COMPLETED FORMS TO THIS ADDRESS. SEND TO: Commissioner for Patents, P.O. Box 1450, Alexandria, Virginia 22313-1450. Under the Paperwork Reduction Act of 1995, no persons are required to respond to a collection of information unless it displays a valid OMB control number.

### Privacy Act Statement

**The Privacy Act of 1974 (P.L. 93-579)** requires that you be given certain information in connection with your submission of the attached form related to a patent application or patent. Accordingly, pursuant to the requirements of the Act, please be advised that: (1) the general authority for the collection of this information is 35 U.S.C. 2(b)(2); (2) furnishing of the information solicited is voluntary; and (3) the principal purpose for which the information is used by the U.S. Patent and Trademark Office is to process and/or examine your submission related to a patent application or patent. If you do not furnish the requested information, the U.S. Patent and Trademark Office may not be able to process and/or examine your submission, which may result in termination of proceedings or abandonment of the application or expiration of the patent.

The information provided by you in this form will be subject to the following routine uses:

1. The information on this form will be treated confidentially to the extent allowed under the Freedom of Information Act (5 U.S.C. 552) and the Privacy Act (5 U.S.C. 552a). Records from this system of records may be disclosed to the Department of Justice to determine whether disclosure of these records is required by the Freedom of Information Act.
2. A record from this system of records may be disclosed, as a routine use, in the course of presenting evidence to a court, magistrate, or administrative tribunal, including disclosures to opposing counsel in the course of settlement negotiations.
3. A record in this system of records may be disclosed, as a routine use, to a Member of Congress submitting a request involving an individual, to whom the record pertains, when the individual has requested assistance from the Member with respect to the subject matter of the record.
4. A record in this system of records may be disclosed, as a routine use, to a contractor of the Agency having need for the information in order to perform a contract. Recipients of information shall be required to comply with the requirements of the Privacy Act of 1974, as amended, pursuant to 5 U.S.C. 552a(m).
5. A record related to an International Application filed under the Patent Cooperation Treaty in this system of records may be disclosed, as a routine use, to the International Bureau of the World Intellectual Property Organization, pursuant to the Patent Cooperation Treaty.
6. A record in this system of records may be disclosed, as a routine use, to another federal agency for purposes of National Security review (35 U.S.C. 181) and for review pursuant to the Atomic Energy Act (42 U.S.C. 218(c)).
7. A record from this system of records may be disclosed, as a routine use, to the Administrator, General Services, or his/her designee, during an inspection of records conducted by GSA as part of that agency's responsibility to recommend improvements in records management practices and programs, under authority of 44 U.S.C. 2904 and 2906. Such disclosure shall be made in accordance with the GSA regulations governing inspection of records for this purpose, and any other relevant (i.e., GSA or Commerce) directive. Such disclosure shall not be used to make determinations about individuals.
8. A record from this system of records may be disclosed, as a routine use, to the public after either publication of the application pursuant to 35 U.S.C. 122(b) or issuance of a patent pursuant to 35 U.S.C. 151. Further, a record may be disclosed, subject to the limitations of 37 CFR 1.14, as a routine use, to the public if the record was filed in an application which became abandoned or in which the proceedings were terminated and which application is referenced by either a published application, an application open to public inspection or an issued patent.
9. A record from this system of records may be disclosed, as a routine use, to a Federal, State, or local law enforcement agency, if the USPTO becomes aware of a violation or potential violation of law or regulation.

<b>Notice of Allowability</b>	<b>Application No.</b> 14/333,134	<b>Applicant(s)</b> MCAULEY ET AL.	
	<b>Examiner</b> ANNETTE DIXON	<b>Art Unit</b> 3778	<b>AIA (First Inventor to File) Status</b> No

**-- The MAILING DATE of this communication appears on the cover sheet with the correspondence address--**

All claims being allowable, PROSECUTION ON THE MERITS IS (OR REMAINS) CLOSED in this application. If not included herewith (or previously mailed), a Notice of Allowance (PTOL-85) or other appropriate communication will be mailed in due course. **THIS NOTICE OF ALLOWABILITY IS NOT A GRANT OF PATENT RIGHTS.** This application is subject to withdrawal from issue at the initiative of the Office or upon petition by the applicant. See 37 CFR 1.313 and MPEP 1308.

1.  This communication is responsive to 12/19/17.  
 A declaration(s)/affidavit(s) under **37 CFR 1.130(b)** was/were filed on \_\_\_\_\_.
2.  An election was made by the applicant in response to a restriction requirement set forth during the interview on \_\_\_\_\_; the restriction requirement and election have been incorporated into this action.
3.  The allowed claim(s) is/are 1-3,5-13 and 15-30. As a result of the allowed claim(s), you may be eligible to benefit from the **Patent Prosecution Highway** program at a participating intellectual property office for the corresponding application. For more information, please see [http://www.uspto.gov/patents/init\\_events/pph/index.jsp](http://www.uspto.gov/patents/init_events/pph/index.jsp) or send an inquiry to [PPHfeedback@uspto.gov](mailto:PPHfeedback@uspto.gov).
4.  Acknowledgment is made of a claim for foreign priority under 35 U.S.C. § 119(a)-(d) or (f).

**Certified copies:**

- a)  All    b)  Some    \*c)  None of the:
  1.  Certified copies of the priority documents have been received.
  2.  Certified copies of the priority documents have been received in Application No. 10/598,026.
  3.  Copies of the certified copies of the priority documents have been received in this national stage application from the International Bureau (PCT Rule 17.2(a)).

\* Certified copies not received: \_\_\_\_\_.

Applicant has THREE MONTHS FROM THE "MAILING DATE" of this communication to file a reply complying with the requirements noted below. Failure to timely comply will result in ABANDONMENT of this application.

**THIS THREE-MONTH PERIOD IS NOT EXTENDABLE.**

5.  CORRECTED DRAWINGS ( as "replacement sheets") must be submitted.  
 including changes required by the attached Examiner's Amendment / Comment or in the Office action of Paper No./Mail Date \_\_\_\_\_.  
**Identifying indicia such as the application number (see 37 CFR 1.84(c)) should be written on the drawings in the front (not the back) of each sheet. Replacement sheet(s) should be labeled as such in the header according to 37 CFR 1.121(d).**
6.  DEPOSIT OF and/or INFORMATION about the deposit of BIOLOGICAL MATERIAL must be submitted. Note the attached Examiner's comment regarding REQUIREMENT FOR THE DEPOSIT OF BIOLOGICAL MATERIAL.

**Attachment(s)**

- |                                                                                                                             |                                                                           |
|-----------------------------------------------------------------------------------------------------------------------------|---------------------------------------------------------------------------|
| 1. <input type="checkbox"/> Notice of References Cited (PTO-892)                                                            | 5. <input type="checkbox"/> Examiner's Amendment/Comment                  |
| 2. <input checked="" type="checkbox"/> Information Disclosure Statements (PTO/SB/08),<br>Paper No./Mail Date <u>ALL IDS</u> | 6. <input type="checkbox"/> Examiner's Statement of Reasons for Allowance |
| 3. <input type="checkbox"/> Examiner's Comment Regarding Requirement for Deposit<br>of Biological Material                  | 7. <input type="checkbox"/> Other _____.                                  |
| 4. <input type="checkbox"/> Interview Summary (PTO-413),<br>Paper No./Mail Date _____ .                                     |                                                                           |

/ANNETTE DIXON/  
Primary Examiner, Art Unit 3778



UNITED STATES PATENT AND TRADEMARK OFFICE

UNITED STATES DEPARTMENT OF COMMERCE  
 United States Patent and Trademark Office  
 Address: COMMISSIONER FOR PATENTS  
 P.O. Box 1450  
 Alexandria, Virginia 22313-1450  
 www.uspto.gov

BIB DATA SHEET

CONFIRMATION NO. 6841

<b>SERIAL NUMBER</b> 14/333,134	<b>FILING or 371(c) DATE</b> 07/16/2014 <b>RULE</b>	<b>CLASS</b> 128	<b>GROUP ART UNIT</b> 3778	<b>ATTORNEY DOCKET NO.</b> FPHCR.112C1	
<b>APPLICANTS</b> Fisher & Paykel Healthcare Limited, Auckland, NEW ZEALAND; <b>INVENTORS</b> Alastair Edwin McAuley, Dallas, TX; Craig Robert Prentice, Auckland, NEW ZEALAND; Oliver Gleeson, Auckland, NEW ZEALAND; <b>** CONTINUING DATA ***** /ad/</b> This application is a CON of 10/598,026 10/18/2007 PAT 8783257 which is a 371 of PCT/NZ05/00023 02/18/2005 <b>** FOREIGN APPLICATIONS ***** /ad/</b> NEW ZEALAND 531332 02/23/2004 NEW ZEALAND 534606 08/06/2004 <b>** IF REQUIRED, FOREIGN FILING LICENSE GRANTED **</b> 07/25/2014					
Foreign Priority claimed <input checked="" type="checkbox"/> Yes <input type="checkbox"/> No 35 USC 119(a-d) conditions met <input checked="" type="checkbox"/> Yes <input type="checkbox"/> No Verified and /ANNETTE FREDRICKA DIXON/ Acknowledged Examiner's Signature	<input type="checkbox"/> Met after Allowance Initials	<b>STATE OR COUNTRY</b> TX	<b>SHEETS DRAWINGS</b> 10	<b>TOTAL CLAIMS</b> <del>25</del> 28 /ad/	<b>INDEPENDENT CLAIMS</b> 2
<b>ADDRESS</b> KNOBBE MARTENS OLSON & BEAR LLP 2040 MAIN STREET FOURTEENTH FLOOR IRVINE, CA 92614 UNITED STATES					
<b>TITLE</b> BREATHING ASSISTANCE APPARATUS					
<b>FILING FEE RECEIVED</b> 1740	FEES: Authority has been given in Paper No. _____ to charge/credit DEPOSIT ACCOUNT No. _____ for following:		<input type="checkbox"/> All Fees <input type="checkbox"/> 1.16 Fees (Filing) <input type="checkbox"/> 1.17 Fees (Processing Ext. of time) <input type="checkbox"/> 1.18 Fees (Issue) <input type="checkbox"/> Other _____ <input type="checkbox"/> Credit		

<b>INFORMATION DISCLOSURE STATEMENT BY APPLICANT</b>	Application No.	14/333,134	
	Filing Date	July 16, 2014	
	First Named Inventor	Alastair Edwin McAuley	
	Art Unit	3778	
<i>(Multiple sheets used when necessary)</i>		Examiner	Annette Fredricka Dixon
SHEET 1 OF 2		Attorney Docket No.	FPHCR.112C1

U.S. PATENT DOCUMENTS					
Examiner Initials	Cite No.	Document Number <i>Number - Kind Code (if known)</i> Example: 1,234,567 B1	Publication Date MM-DD-YYYY	Name	Pages, Columns, Lines Where Relevant Passages or Relevant Figures Appear
	1	2,452,845	11/2/1948	Fisher	
	2	3,599,635	8/17/1971	Kenneth	
	3	4,454,880	6/19/1984	Muto et al.	
	4	4,621,632	11/11/1986	Bartels et al.	
	5	6,135,109	10/24/2000	Blasdell et al.	
	6	6,526,978	3/4/2003	Dominguez	
	7	6,651,663	11/25/2003	Barnett et al.	
	8	6,817,362	11/16/2004	Gelinas et al.	
	9	6,823,869	11/30/2004	Raje et al.	
	10	7,448,386	11/11/2008	Ho et al.	
	11	7,753,051	7/13/2010	Burrow et al.	
	12	8,136,525	6/6/2006	Lubke et al.	
	13	9,439,405	1/10/2017	McAuley et al.	
	14	9,517,317	12/13/2016	McAuley et al.	
	15	9,561,339	2/7/2017	McAuley et al.	
	16	2003-0005509	1/9/2003	Kelzer	
	17	2005-0045182	3/3/2005	Wood et al.	
	18	2005-0121037	6/9/2005	Wood	
	19	2006-0042632	3/2/2006	Bishop et al.	
	20	2007-0209663	9/13/2007	Marque et al.	
	21	2017-0072155	3/16/2017	Allan et al.	
	22	2017-0239438	8/24/2017	McAuley et al.	
	23	2017-0304574	10/26/2017	McAuley et al.	
	24	2017-0326324	11/16/2017	McAuley et al.	

FOREIGN PATENT DOCUMENTS						
Examiner Initials	Cite No.	Foreign Patent Document <i>Country Code-Number-Kind Code</i> Example: JP 1234567 A1	Publication Date MM-DD-YYYY	Name	Pages, Columns, Lines Where Relevant Passages or Relevant Figures Appear	T <sup>1</sup>

Examiner Signature	<b>/Annette Dixon/ (03/07/2018)</b>	Date Considered	<b>03/07/2018</b>
--------------------	-------------------------------------	-----------------	-------------------

\*Examiner: Initial if reference considered, whether or not citation is in conformance with MPEP 609. Draw line through citation if not in conformance and not considered. Include copy of this form with next communication to applicant.



<b>INFORMATION DISCLOSURE STATEMENT BY APPLICANT</b>	Application No.	14/333,134
	Filing Date	July 16, 2014
	First Named Inventor	Alastair Edwin McAuley
	Art Unit	3778
<i>(Multiple sheets used when necessary)</i>	Examiner	Annette Fredricka Dixon
SHEET 2 OF 2	Attorney Docket No.	FPHCR.112C1

FOREIGN PATENT DOCUMENTS						
Examiner Initials	Cite No.	Foreign Patent Document <i>Country Code-Number-Kind Code</i> Example: JP 1234567 A1	Publication Date MM-DD-YYYY	Name	Pages, Columns, Lines Where Relevant Passages or Relevant Figures Appear	T <sup>1</sup>
	25	EP 1 582 231	10/5/2005	Intersurgical Limited		
	26	GB 2186801	8/26/1987	Smiths Industries Public Limited Company		X-abstract
	27	JP 2000-325481	11/28/2000	Fujisawa Pharmaceutical Co Ltd.; Taisei Kako KK		X-abstract
	28	WO 01/058293	8/16/2001	3M Innovative Properties Co.		
	29	WO 01/32250	5/10/2001	Australian Centre for Advanced Medicine Technology Ltd.		
	30	WO 02/005883	1/24/2002	Australian Centre for Advanced Medical Technology Ltd		
	31	WO 06/050559	5/18/2006	Resmed Limited		

NON PATENT LITERATURE DOCUMENTS			
Examiner Initials	Cite No.	Include name of the author (in CAPITAL LETTERS), title of the article (when appropriate), title of the item (book, magazine, journal, serial, symposium, catalog, etc.), date, page(s), volume-issue number(s), publisher, city and/or country where published.	T <sup>1</sup>
	32	First Chinese Office Action for Chinese Patent Application No. 201610116121.1 dated September 28, 2017 in 5 pages.	
	33	Australian Examination Report No. 1; dated October 13, 2017; Application No. 2017200991; 3 pages	


26964711

Examiner Signature /Annette Dixon/ (03/07/2018)	Date Considered 03/07/2018
-------------------------------------------------	----------------------------

\*Examiner: Initial if reference considered, whether or not citation is in conformance with MPEP 609. Draw line through citation if not in conformance and not considered. Include copy of this form with next communication to applicant.

T<sup>1</sup> - Place a check mark in this area when an English language Translation is attached.


ALL REFERENCES CONSIDERED EXCEPT WHERE LINED THROUGH. /AD/

<b>Issue Classification</b> 	<b>Application/Control No.</b> 14333134	<b>Applicant(s)/Patent Under Reexamination</b> MCAULEY ET AL.
	<b>Examiner</b> ANNETTE DIXON	<b>Art Unit</b> 3778

CPC						
Symbol					Type	Version
A61M		16		0666	F	2013-01-01
A61M		16		0683	I	2013-01-01
A61M		16		16	I	2013-01-01
A61M		16		0825	I	2014-02-04
A61M		16		0069	I	2014-02-04
A61M		16		109	I	2014-02-04
A61M		16		0875	I	2013-01-01
A61M		16		0616	I	2014-02-04
A61M		16		0816	I	2013-01-01
A61M		2205		0216	A	2013-01-01
A61M		16		0057	I	2013-01-01
A61M		16		08	I	2013-01-01


CPC Combination Sets							
Symbol				Type	Set	Ranking	Version

NONE		<b>Total Claims Allowed:</b>	
(Assistant Examiner)	(Date)	28	
/ANNETTE DIXON/ Primary Examiner. Art Unit 3778	03/07/2018	O.G. Print Claim(s)	O.G. Print Figure
(Primary Examiner)	(Date)	1	11, 12

<b>Issue Classification</b> 	<b>Application/Control No.</b> 14333134	<b>Applicant(s)/Patent Under Reexamination</b> MCAULEY ET AL.
	<b>Examiner</b> ANNETTE DIXON	<b>Art Unit</b> 3778

US ORIGINAL CLASSIFICATION					INTERNATIONAL CLASSIFICATION									
CLASS		SUBCLASS			CLAIMED					NON-CLAIMED				
128		207.18			A	6	1	M	16 / 06 (2006.01.01)					
<b>CROSS REFERENCE(S)</b>					A	6	1	M	16 / 16 (2006.01.01)					
					<b>CLASS</b>		<b>SUBCLASS (ONE SUBCLASS PER BLOCK)</b>							
128	200.26	207.13												

NONE		<b>Total Claims Allowed:</b>	
(Assistant Examiner)		28	
(Date)			
/ANNETTE DIXON/ Primary Examiner. Art Unit 3778		03/07/2018	
(Primary Examiner)		(Date)	
		O.G. Print Claim(s)	O.G. Print Figure
		1	11, 12

<b>Issue Classification</b> 	<b>Application/Control No.</b> 14333134	<b>Applicant(s)/Patent Under Reexamination</b> MCAULEY ET AL.
	<b>Examiner</b> ANNETTE DIXON	<b>Art Unit</b> 3778

<input type="checkbox"/> <b>Claims renumbered in the same order as presented by applicant</b>																<input type="checkbox"/> <b>CPA</b>		<input type="checkbox"/> <b>T.D.</b>		<input type="checkbox"/> <b>R.1.47</b>	
Final	Original	Final	Original	Final	Original	Final	Original	Final	Original	Final	Original	Final	Original	Final	Original						
1	1	16	17																		
2	2	17	18																		
3	3	18	19																		
	4	19	20																		
4	5	20	21																		
5	6	21	22																		
6	7	22	23																		
7	8	23	24																		
8	9	24	25																		
9	10	25	26																		
10	11	26	27																		
11	12	27	28																		
12	13	14	29																		
	14	28	30																		
13	15																				
15	16																				

NONE		<b>Total Claims Allowed:</b>	
		28	
(Assistant Examiner)	(Date)	O.G. Print Claim(s)	O.G. Print Figure
/ANNETTE DIXON/ Primary Examiner. Art Unit 3778	03/07/2018	1	11, 12
(Primary Examiner)	(Date)		

## EAST Search History

## EAST Search History (Prior Art)

Ref #	Hits	Search Query	DBs	Default Operator	Plurals	Time Stamp
L1	51801	(128/200.14; 128/200.22; 128/200.24; 128/200.26; 128/201.12; 128/201.13; 128/201.14; 128/201.19; 128/201.22; 128/202.27; 128/203.12; 128/203.15; 128/203.16; 128/203.17; 128/203.22; 128/203.25; 128/203.26; 128/204.12; 128/204.18; 128/204.23; 128/205.24; 128/205.25; 128/205.27; 128/205.28; 128/206.11; 128/206.12; 128/206.13; 128/206.18; 128/206.21; 128/206.22; 128/206.23; 128/206.24; 128/206.26; 128/206.27; 128/206.28; 128/206.29; 128/207.11; 128/207.12; 128/207.13; 128/207.14; 128/207.15; 128/207.16; 128/207.17; 128/207.18; 128/912; 128/DIG.26; 2/454; 285/101; 285/106; 285/11; 285/111; 285/112; 285/113; 285/114; 285/121.7; 285/124.1; 285/124.4; 285/127.1; 285/13; 285/133.21; 285/14; 285/144.1; 285/145.3; 285/146.1; 285/147.1; 285/148.2; 285/15; 285/181; 285/190; 285/223; 285/226; 285/254; 285/261; 285/263; 285/264; 285/265; 285/266; 285/267; 285/269; 285/270; 285/271; 285/276; 285/281; 285/288.11; 285/288.5; 285/288.6; 285/29; 285/299; 285/302; 285/305; 285/312; 285/316; 285/317; 285/321; 285/322; 285/328; 285/330; 285/331; 285/332.2; 285/333; 285/336; 285/343; 285/347; 285/348; 285/349; 285/351; 285/358; 285/359; 285/363; 285/368; 285/370; 285/374; 285/375; 285/383; 285/419; 285/422; 285/423; 285/45; 285/47; 285/55; 285/8; 285/88; 285/904; 285/91; 285/910; 285/914; 285/917; 285/918; 285/919; 285/94; 285/95; 285/98; 600/532; 600/543; 604/94.01; 606/192; D24/110.4; D24/164).ccls.	US-PGPUB; USPAT	OR	ON	2018/03/07 12:54
L2	105736	(A61B5/0205; A61B5/083; A61B5/0836; A61B5/087; A61B5/097; A61B5/14551; A61B5/4806; A61B5/4818; A61B5/6819; A61J11/0005; A61J17/006; A61M11/1698; A61M11/001; A61M11/005; A61M11/06; A61M15/0033; A61M15/0065; A61M15/0085; A61M15/08; A61M16/0003; A61M16/0057; A61M16/0066; A61M16/0465; A61M16/0488; A61M16/049; A61M16/0493;	US-PGPUB; USPAT; USOCR; EPO; JPO; DERWENT; IBM_TDB	OR	ON	2018/03/07 12:54

		<p>A61M16/0497; A61M16/06;  A61M16/0616; A61M16/0633;  A61M16/0666; A61M16/0672;  A61M16/0677; A61M16/0683;  A61M16/08; A61M16/0816;  A61M16/0825; A61M16/085;  A61M16/0858; A61M16/0875;  A61M16/1045; A61M16/105;  A61M16/107; A61M16/1075;  A61M16/109; A61M16/12;  A61M16/122; A61M16/125;  A61M16/14; A61M16/142; A61M16/16;  A61M16/161; A61M16/162;  A61M16/18; A61M16/201;  A61M16/203; A61M16/208;  A61M2001/1006; A61M2016/0021;  A61M2016/0024; A61M2016/0039;  A61M2016/0611; A61M2016/0616;  A61M2016/0633; A61M2016/0638;  A61M2016/0825; A61M2016/1025;  A61M2016/103; A61M2039/1027;  A61M2202/0208; A61M2205/07;  A61M2205/071; A61M2205/18;  A61M2205/3331; A61M2205/3368;  A61M2205/3379; A61M2205/3606;  A61M2205/3653; A61M2205/42;  A61M2205/50; A61M2205/502;  A61M2205/8206; A61M2205/8225;  A61M2205/825; A61M2209/08;  A61M2210/0618; A61M2210/0625;  A61M2210/0662; A61M2230/005;  A61M2230/42; A61M2230/43;  A61M2230/432; A61M2230/435;  A61M2230/50; A61M2240/00;  A61M3/0254; A61M3/0258;  A61M39/10; A61M39/1011;  A61M39/105; A62B17/04; A62B18/00;  A62B18/02; A62B18/082; A62B18/084;  A62B25/005; A62B9/003; B64D10/00;  B64D2231/025; F16L1/15; F16L1/26;  F16L11/133; F16L11/18; F16L11/22;  F16L13/02; F16L13/10; F16L15/001;  F16L19/02; F16L19/04; F16L2201/30;  F16L23/00; F16L23/167; F16L27/04;  F16L27/047; F16L27/053; F16L27/06;  F16L27/067; F16L27/073;  F16L27/0804; F16L27/0824;  F16L27/0828; F16L27/0857;  F16L27/0861; F16L27/1004;  F16L27/12; F16L33/22; F16L37/127;  F16L37/23; F16L37/30; F16L37/32;  F16L37/34; F16L37/36; F16L37/38;  F16L37/40; F16L37/413; F16L37/44;  F16L37/56; F16L37/565; F16L39/00;  F16L39/005; F16L39/06; F16L41/021;  F16L41/04; F16L47/03; F16L47/32;  F16L51/025; F16L55/1683; F16L55/17;  F16L59/185; F16L59/21; F16L59/22;  Y10S128/26; Y10S128/912).cpc.</p>				
L3	48	<p>((nose nostril nasal nare) with (cannula  cannulae prong pillow) with (angle  angled)) and (L1 L2 "128".clas  A61M\$.cpc.) and @ad&lt;="20040223"</p>	<p>US-PGPUB;  USPAT;  USOCR;  FPRS;  EPO; JPO;</p>	OR	ON	2018/03/07 13:06

			DERWENT; IBM_TDB			
L4	27	( "20030005509"   "20050045182"   "20050121037"   "20060042632"   "20070209663"   "20170072155"   "20170239438"   "20170304574"   "20170326324"   "2452845"   "3599635"   "4454880"   "4621632"   "6135109"   "6526978"   "6651663"   "6817362"   "6823869"   "7448386"   "7753051"   "8136525"   "9439405"   "9517317"   "9561339"   "163554507"   "20012001001713408"   "20012001002047409"   "20022002002041602"   "20022002002693403"   "20022002002978003"   "20022002004675504"   "20022002010861308"   "20032003001949501"   "20032003001949601"   "20032003002945402"   "20032003004718503"   "20032003007518204"   "20032003008937305"   "20032003009417705"   "20032003012151907"   "20032003016417009"   "20032003017293609"   "20032003019665510"   "20032003019665610"   "20032003019665810"   "20032003019665910"   "20032003019666410"   "20030593101"   "200319665610"   "20042004002588202"   "20042004006532804"   "20042004006733304"   "20042004010796806"   "20042004011840606"   "20042004013997307"   "20042004014928008"   "20042004018239809"   "20042004021142710"   "20042004025594912"   "20052005001653201"   "20052005003324702"   "20052005005117703"   "20052005006697603"   "20052005007691304"   "20052005009232705"   "20052005009818305"   "20052005015049707"   "20052005015560407"   "20052005019924209"   "20052005023599910"   "20062006003250402"   "20062006004262903"   "20062006006020003"   "20062006008125604"   "20062006009659805"   "20062006010795805"   "20062006011811706"   "20062006012413106"	US-PGPUB; USPAT	OR	ON	2018/03/07 13:33

"20062006013084406"  
"20062006013769006"  
"20062006017488708"  
"20062006019651109"  
"20062006020151409"  
"20062006023701710"  
"20062006023701810"  
"20062006025459311"  
"20062006026636111"  
"20062006028346112"  
"20072007001078601"  
"20072007004480403"  
"20070049201" |  
"20072007008974904"  
"20072007012538506"  
"20072007012538706"  
"20072007013765306"  
"20072007014278503"  
"20072007015735307"  
"20070163600" |  
"20072007017495208"  
"20072007017548008"  
"20072007021516109"  
"20072007022122709"  
"20072007022754110"  
"20072007026701711"  
"20072007029533512"  
"20082008004138802"  
"20082008004139302"  
"20082008004756002"  
"20082008006064803"  
"20082008006065703"  
"20082008009902405"  
"20082008010525705"  
"20082008011046405"  
"20082008014201906"  
"20082008017887507"  
"20082008019043208"  
"20082008019043608"  
"20082008019672808"  
"20082008023658610"  
"20082008026442210"  
"20082008031438812"  
"20092009001400701"  
"20092009004480802"  
"20092009010750404"  
"20092009012044205"  
"20092009013369705"  
"20092009014542906"  
"20092009017334907"  
"20102010005103103"  
"20100053801" |  
"20102010008396104"  
"20102010010807205"  
"20102010015479806"  
"20102010017051607"  
"20102010025813210"  
"20102010025813610"  
"20102010030750212"  
"20102010031389112"  
"20102010031970012"  
"20112011007255303"  
"20112011014668506"  
"20112011026579611"



		"20112011030852012"   "20122012012533905"   "20122012013220905"   "20122012028545711"   "20122012030499912"   "20122012031827012"   "20132013015291806"   "20132013016076906"   "20142014008342803"   "20142014008343003").PN.				
L5	50	("20142014013787005"   "20152015001367801"   "20152015003345702"   "20152015009026604"   "20152015029785510"   "20152015037494612"   "20162016003870502"   "20162016003870602"   "20162016003870702"   "20162016016679206"   "20160855801"   "20172017011998805"   "212675508"   "222821801"   "229615009"   "235364307"   "235950610"   "238860411"   "250805005"   "269380011"   "273878803"   "284312107"   "285974811"   "293945806"   "301111107"   "342463301"   "349045201"   "385017111"   "397232108"   "397743208"   "399272011"   "409051005"   "415046404"   "420120505"   "425871003"   "426654005"   "427808207"   "435448810"   "437801103"   "443746203"   "467624106"   "47223804"   "483620006"   "485650808"   "491510404"   "491912804"   "494146707"   "494431007"   "497105111"   "498626901"   "501092504"   "501662505"   "506242111"   "506575611"   "507429712"   "509423603"   "516465211"   "523197908"   "524397109"   "525937711"   "534994909"   "540077603"   "542968307"   "544923409"   "545820210"   "551363405"   "554212808"   "555141909"   "555809009"   "557068911"   "558842312"   "560107802"   "564953207"   "565775208"   "566210109"   "566456609"   "569009711"   "572496503"   "574620112"   "575251005"   "575557805"   "57792603"   "580672709"   "585746001"   "588462403"   "590427805"   "594124508"   "594347308"   "595376309"   "601680401"   "601731501"   "601910102"   "603904403"   "605026004"   "611274609"   "611969309"   "611969409"	US-PGPUB; USPAT	OR	ON	2018/03/07 13:33

		"613543210"   "619288602"   "630210510"   "634160601"   "634763102"   "639819706"   "641248807"   "641892807"   "642769408"   "643518108"   "645747310"   "646748310"   "648866412"   "649103412"   "651352602"   "656119005"   "656119105"   "658159406"   "658160106"   "663171810"   "665910212"   "666280312"   "666882812"   "667925701"   "669170702"   "671207203"   "677276108"   "679630809"   "685142502"   "689272905"   "689596505"   "690788206"   "691839007"   "695121810"   "695335410"   "700416502"   "700769603"   "702131104"   "706617906"   "707712607"   "717852502"   "71847001"   "721966905"   "722581106"   "729054611"   "731843701"   "735382704"   "740696608"   "75109102"   "752375404"   "766546402"   "769467704"   "77001309"   "781491110"   "782799011"   "789600303"   "804253910"   "813652403"   "837130202"   "844380705"   "847974107"   "856740410"   "863179301"   "863600501"   "870166704"   "871415705"   "875715706"   "878325707"   "894406102"   "895040402"   "896019602"   "902755605"   "903295505"   "907285207"   "911993109"   "913855509"   "914959610"   "924206201"   "932056604"   "933331505"   "933962405"   "937554506"   "938131607"   "952224612"   "D250047"   "D250131"   "D252322"   "D293613"   "D310431"   "D320677"   "D321419"   "D322318"   "D340317"   "D354128"   "D355484"   "D378610"   "D440302"   "D455891"   "D520140"   "D526094"   "D533269"   "D595841"   "D661796"   "D686313"   "20020053347"   "20020059935"   "20020096178"   "20030005933"   "20030079749"   "20030200970"   "20040226566"   "20050011524"   "20050028822"   "20050205096"   "4367735"   "4753233"   "4782832"   "4915105"   "5113857"   "5148802"   "5245995"   "5269296"   "5298850"   "5477852"   "5533506"   "5595174"   "5921239"   "6431172"   "6439234"   "6478026"   "6561188"   "6588424"   "6637434"   "6644315").PN.				
L6	6	("6651658"   "6679265"   "7096864"   "7201169"   "7207333"   "7210481").PN.	US-PGPUB; USPAT	OR	ON	2018/03/07 13:33

L7	11	((("20070089749") or ("20020053347") or ("20050150497") or ("20090120442")).PN.	US-PGPUB; USPAT; USOCR; FPRS; EPO; JPO; DERWENT; IBM_TDB	OR	OFF	2018/03/07 13:36
L8	5	(viasys.as. and (@ad="20081204" @pd="20081204"))	US-PGPUB; USPAT; USOCR; FPRS; EPO; JPO; DERWENT; IBM_TDB	OR	ON	2018/03/07 13:37
L9	3	(paykel.as. and (@ad="20091119" @pd="20091119"))	US-PGPUB; USPAT; USOCR; FPRS; EPO; JPO; DERWENT; IBM_TDB	OR	ON	2018/03/07 13:38
L10	24	("20030005509"   "20050045182"   "20050121037"   "20060042632"   "20070209663"   "20170072155"   "20170239438"   "20170304574"   "20170326324"   "2452845"   "3599635"   "4454880"   "4621632"   "6135109"   "6526978"   "6651663"   "6817362"   "6823869"   "7448386"   "7753051"   "8136525"   "9439405"   "9517317"   "9561339").PN.	US-PGPUB; USPAT	OR	ON	2018/03/07 13:40
S1	58	("6637434"   "20020096178"   "6651658"   "7201169"   "5148802"   "5477852"   "6679265"   "5595174"   "6431172"   "4753233"   "20020053347"   "20050011524"   "5533506"   "5595174"   "20050028822"   "4367735"   "5113857"   "6298850"   "4915105"   "5245995"   "4782832"   "20030005933"   "20050205096"   "6478026"   "6561188"   "20040226566"   "20050028822"   "7207333"   "7210481").PN.	US-PGPUB; USPAT; USOCR; EPO; JPO; DERWENT; IBM_TDB	OR	ON	2011/08/09 14:20
S2	1171	("0007476"   "0077540"   "0396936"   "0428592"   "0443191"   "0603021"   "0701538"   "0718785"   "0759152"   "0812706"   "0838434"   "0853431"   "0855439"   "1109318"   "1125542"   "1155608"   "1158780"   "1162416"   "1176886"   "1192186"   "1206045"   "1221246"   "1270404"   "1322375"   "1362766"   "1443820"   "1610793"   "1632449"   "1823094"   "20010023640"   "20010029954"   "20020059935"   "20020162558"   "20040089303"   "2016212"   "2057397"   "2062325"   "2100374"   "2122897"   "2185997"   "2237954"   "2241535"   "2245969"   "2248477"   "2254854"   "2259817"   "2300273"   "2335936"   "2376871"   "2376971")	US-PGPUB; USPAT; USOCR	OR	ON	2011/08/09 14:27

"2408136"	"2493326"	"2526586"
"2540567"	"2625155"	"2663297"
"2672138"	"2693178"	"2693182"
"2693800"	"2702089"	"2735432"
"2751906"	"2763263"	"2792000"
"2818861"	"2837090"	"2868196"
"2902033"	"2917045"	"2931356"
"2931358"	"3013556"	"3042035"
"3117574"	"3288138"	"3315672"
"3330273"	"3357428"	"3362404"
"3481339"	"3508543"	"3513844"
"3516407"	"3566862"	"3568678"
"3584621"	"3640282"	"3670726"
"3683907"	"3707151"	"3725953"
"3731678"	"3739774"	"3741208"
"3747597"	"3766924"	"3794036"
"3799164"	"3834383"	"3840006"
"3850176"	"3856051"	"3858615"
"3861385"	"3863630"	"3867946"
"3874380"	"3889671"	"3902486"
"3903893"	"3905335"	"3905361"
"3961627"	"3972327"	"4018221"
"4036221"	"4050466"	"4056104"
"4062357"	"4077404"	"4077779"
"4090518").PN. OR ("4106505"		
"4114626"	"4151843"	"4154235"
"4156426"	"4167185"	"4178937"
"4201205"	"4210174"	"4216769"
"4221217"	"4226234"	"4231363"
"4235239"	"4239039"	"4248229"
"4249527"	"4249529"	"4266540"
"4267845"	"4270529"	"4273124"
"4278082"	"4284076"	"4312359"
"4327719"	"4334533"	"4337767"
"4347468"	"4354488"	"4367735"
"4369284"	"4406283"	"4412537"
"4414973"	"4417575"	"4421113"
"4422456"	"4430995"	"4446576"
"4454880"	"4458679"	"4465067"
"4469494"	"4477264"	"4478215"
"4491459"	"4493614"	"4506666"
"4537190"	"4538606"	"4549542"
"4570631"	"4572323"	"4587967"
"4593688"	"4601465"	"4614186"
"4617637"	"4630614"	"4637386"
"4648397"	"4648398"	"4655213"
"4660555"	"4665570"	"4674134"
"4676241"	"4683869"	"4686974"
"4699139"	"4706664"	"4707863"
"4736741"	"4742824"	"4753233"
"4768235"	"4770169"	"4773411"
"4774946"	"4782832"	"4790308"
"4793343"	"4799477"	"4799526"
"4801308"	"4807617"	"4811730"
"4818320"	"4821736"	"4823788"
"4826510"	"4830008"	"4836200"
"4838257"	"4840169"	"4850346"
"4856118"	"4859217"	"4899740"
"4915103"	"4915104"	"4915105"
"4915106"	"4919128"	"4925464"
"4938212"	"4944310"	"4960121"
"4967742"	"4968329"	"4971051"
"4971609"	"4989271"	"4996983"
"5000173"	"5003631"	"5003633"

"5011474"	"5018519"	"5022900"
"5024219"	"5024220"	"5025805"
"5029572").PN. OR ("5038772"		
"5042478"	"5046491"	"5062420"
"5065756"	"5074297"	"5074892"
"5087118"	"5093940"	"5105807"
"5109839"	"5112367"	"5113857"
"5114441"	"5117818"	"5121745"
"5127397"	"5134995"	"5137017"
"5138722"	"5139510"	"5146914"
"5148802"	"5161525"	"5181506"
"5188101"	"5199424"	"5222486"
"5226410"	"5243971"	"5245995"
"5265592"	"5265595"	"5267556"
"5268021"	"5269296"	"5271391"
"5284134"	"5299599"	"5305742"
"5331691"	"5333608"	"5334646"
"5335656"	"5335659"	"5343878"
"5349949"	"5365922"	"5366541"
"5372130"	"5375593"	"5385141"
"5390373"	"5394568"	"5396885"
"5398676"	"5400776"	"5400781"
"5413625"	"5417205"	"5425359"
"5429683"	"5437267"	"5438979"
"5477852"	"5485836"	"5485837"
"5490504"	"5495848"	"5507535"
"5509409"	"5511541"	"5513634"
"5513635"	"5517986"	"5522382"
"5526806"	"5533506"	"5535739"
"5540223"	"5560354"	"5568808"
"5570684"	"5592938"	"5593478"
"5595174"	"5617849"	"5626151"
"5636630"	"5645054"	"5645058"
"5647357"	"5657752"	"5660174"
"5662101"	"5665104"	"5682881"
"5687715"	"5704345"	"5704916"
"5706801"	"5715813"	"5724965"
"5727580"	"5730778"	"5740795"
"5740799"	"5746201"	"5752510"
"5752511"	"5775335"	"5794619"
"5807423"	"5814130"	"5814131"
"5820656"	"5827358"	"5848591"
"5874897"	"5884624"	"5890490"
"5891217"	"5893944"	"5896857"
"5906203").PN. OR ("5912422"		
"5921239"	"5928189"	"5931159"
"5966745"	"5975081"	"5988165"
"6000395"	"6001057"	"6006748"
"6010317"	"6010555"	"6012455"
"6019101"	"6028514"	"6029660"
"6029665"	"6044844"	"6050940"
"6051050"	"6056804"	"6068680"
"6076520"	"6091973"	"6098205"
"6112746"	"6119694"	"6123072"
"6143056"	"6152135"	"6152137"
"6152991"	"6165133"	"6176538"
"6176897"	"6192886"	"6196223"
"6213955"	"6253778"	"6263874"
"6298850"	"6302107"	"6346139"
"6349724"	"6354293"	"6379312"
"6401487"	"6422240"	"6431172"
"6439234"	"6478026"	"6484725"
"6561193"	"6631718"	"D156060"
"D161337"	"D248497"	"D285496"

		"D304384"   "D310431"   "D333015"   "D335322"   "D385960"   "D398987"   "D402755"   "D419658"   "D421298"   "D423096"   "D428987"   "RE35099"   "RE35339"   "RE36165").PN. OR ("2002/0053347"   "2002/0096178"   "2003/0005933"   "2004/0226566"   "2005/0011524"   "2005/0028822"   "2005/0205096"   "4367735"   "4753233"   "4782832"   "4915105"   "5113857"   "5148802"   "5245995"   "5477852"   "5533506"   "5595174"   "6298850"   "6431172"   "6478026"   "6561188"   "6637434"   "6651658"   "6679265"   "7201169"   "7207333"   "7210481").URPN.				
S3	61680	((nasal nose nare) with (cannula prong)) cannula)	US-PGPUB; USPAT; USOCR	OR	ON	2011/08/09 15:16
S4	4158	((nasal nose nare) with (cannula prong)) cannula) and "128".clas.	US-PGPUB; USPAT; USOCR	OR	ON	2011/08/09 15:16
S5	2375	((nasal nose nare) with (cannula prong)) cannula) and "128".clas. and @ad<="20040223"	US-PGPUB; USPAT; USOCR	OR	ON	2011/08/09 15:16
S6	12	("20100252044"   "6626177"   "6581601"   "20070074724"   "20030200970"   "7578294"   "7874293"   "20040065330"   "5193532"   "20050011524"   "4915105"   "4782832").PN.	US-PGPUB; USPAT; USOCR	OR	ON	2011/08/09 15:41
S7	2453	angled with (prong cannula)	US-PGPUB; USPAT; USOCR; EPO; JPO; DERWENT; IBM_TDB	OR	ON	2011/08/10 09:30
S8	135	S7 and "128".clas.	US-PGPUB; USPAT; USOCR; EPO; JPO; DERWENT; IBM_TDB	OR	ON	2011/08/10 09:30
S9	71	S7 and "128".clas. and @ad<="20040223"	US-PGPUB; USPAT; USOCR; EPO; JPO; DERWENT; IBM_TDB	OR	ON	2011/08/10 09:30
S10	38	angled with (prong pillow cannula) with (nose nasal nare)	US-PGPUB; USPAT; USOCR; EPO; JPO; DERWENT; IBM_TDB	OR	ON	2011/08/10 09:31
S11	3	S10 and "128".clas. and @ad<="20040223"	US-PGPUB; USPAT; USOCR; EPO; JPO; DERWENT; IBM_TDB	OR	ON	2011/08/10 09:31

S12	45	offset with (prong pillow cannula) with (nose nasal nare)	US-PGPUB; USPAT; USOCR; EPO; JPO; DERWENT; IBM_TDB	OR	ON	2011/08/10 09:51
S13	2	S12 and "128".clas. and @ad<="20040223"	US-PGPUB; USPAT; USOCR; EPO; JPO; DERWENT; IBM_TDB	OR	ON	2011/08/10 09:51
S14	4863	(prong pillow cannula) with (nose nasal nare)	US-PGPUB; USPAT; USOCR; EPO; JPO; DERWENT; IBM_TDB	OR	ON	2011/08/10 09:54
S15	809	S14 and "128".clas. and @ad<="20040223"	US-PGPUB; USPAT; USOCR; EPO; JPO; DERWENT; IBM_TDB	OR	ON	2011/08/10 09:54
S16	3188	(cannula ((prong pillow cannula) with (nose nasal nare))) same (replacable removable)	US-PGPUB; USPAT; USOCR; EPO; JPO; DERWENT; IBM_TDB	OR	ON	2011/08/10 12:12
S17	150	S16 and "128".clas. and @ad<="20040223"	US-PGPUB; USPAT; USOCR; EPO; JPO; DERWENT; IBM_TDB	OR	ON	2011/08/10 12:12
S18	984	((((prong pillow cannula) with (nose nasal nare))) and (replacable removable interchangeable))	US-PGPUB; USPAT; USOCR; EPO; JPO; DERWENT; IBM_TDB	OR	ON	2011/08/10 12:15
S19	125	S18 and "128".clas. and @ad<="20040223"	US-PGPUB; USPAT; USOCR; EPO; JPO; DERWENT; IBM_TDB	OR	ON	2011/08/10 12:15
S20	4276	((((prong cannula) with (nose nasal nare)))	US-PGPUB; USPAT; USOCR; EPO; JPO; DERWENT; IBM_TDB	OR	ON	2011/08/10 12:17
S21	720	S20 and "128".clas. and @ad<="20040223"	US-PGPUB; USPAT; USOCR; EPO; JPO; DERWENT; IBM_TDB	OR	ON	2011/08/10 12:17

S22	108	("0443191"   "0718785"   "0838434"   "1192186"   "1221246"   "1270404"   "1443820"   "1610793"   "2100374"   "2702089"   "2792000"   "3731678"   "3902486").PN. OR ("4915105").URPN.	US-PGPUB; USPAT; USOCR	OR	ON	2011/08/10 12:27
S23	2252	(mcuaaley prentice gleeson).in.	US-PGPUB; USPAT; USOCR; EPO; JPO; DERWENT; IBM_TDB	OR	ON	2011/08/10 16:03
S24	18	(mcuaaley prentice gleeson).in. near (alastair craig oliver)	US-PGPUB; USPAT; USOCR; EPO; JPO; DERWENT; IBM_TDB	OR	ON	2011/08/10 16:03
S25	2	(((((prong cannula) and (nose nasal nare))))).clm. and S24	US-PGPUB; USPAT; USOCR; EPO; JPO; DERWENT; IBM_TDB	OR	ON	2011/08/10 16:04
S26	2312	((128/207.18) or (128/206.21) or (128/207.13) or (128/206.11) or (128/206.18) or (128/203.22)).CCLS.	US-PGPUB; USPAT; USOCR; EPO; JPO; DERWENT; IBM_TDB	OR	OFF	2011/08/10 16:06
S27	625	(((((prong cannula) and (nose nasal nare)))) and S26	US-PGPUB; USPAT; USOCR; EPO; JPO; DERWENT; IBM_TDB	OR	ON	2011/08/10 16:06
S28	6966	((128/200.24) or (128/200.26) or (128/203.12) or (128/203.15) or (128/203.16) or (128/203.17) or (128/205.25) or (128/206.21)).CCLS.	US-PGPUB; USPAT; USOCR; EPO; JPO; DERWENT; IBM_TDB	OR	OFF	2011/08/10 16:08
S29	1022	(((((prong cannula) and (nose nasal nare)))) and (S26 S28)	US-PGPUB; USPAT; USOCR; EPO; JPO; DERWENT; IBM_TDB	OR	ON	2011/08/10 16:09
S30	5446	(cannula ((nose nasal nare nostril) with (plug prong pillow))) and "128".clas.	US-PGPUB; USPAT; USOCR; EPO; JPO; DERWENT; IBM_TDB	OR	ON	2013/04/11 14:01
S31	2094	(cannula ((nose nasal nare nostril) with (plug prong pillow))) and "128".clas. and (\$PAP (positive with pressure))	US-PGPUB; USPAT; USOCR; EPO; JPO; DERWENT; IBM_TDB	OR	ON	2013/04/11 14:02
S32	8	tiep.in. and "128".clas.	US-PGPUB;	OR	ON	2013/04/11



			USPAT; USOCR; FPRS; EPO; JPO; DERWENT; IBM_TDB			14:03
S33	36	("2535938"   "2677371"   "3794021"   "3973564"   "4054133"   "4106505"   "4120300"   "4256101").PN. OR ("4535767").URPN.	US-PGPUB; USPAT; USOCR	OR	ON	2013/04/11 14:04
S34	10	(US-20110009763-\$ or US-20080142019-\$ or US-20070175473-\$ or US-20070107737-\$ or US-20050284484-\$ or US-20040134494-\$).did. or (US-8333194-\$ or US-7225807-\$ or US-5477852-\$ or US-5269296-\$).did.	US-PGPUB; USPAT	OR	ON	2013/04/11 14:46
S35	4	S34 and @ad<="20040223"	US-PGPUB; USPAT; USOCR; EPO; JPO; DERWENT; IBM_TDB	OR	ON	2013/04/11 14:46
S36	150	("2793326"   "2931358"   "3481339"   "3516407"   "3640282"   "3707151"   "3766924"   "3794036"   "3850176"   "3856051"   "3903893"   "4056104"   "4090518"   "4106505"   "4156426"   "4178937"   "4235239"   "4273124"   "4422456"   "4465067"   "4538606"   "4709308"   "4753233"   "4782832"   "4818320"   "4836200"   "4915105"   "5042478").PN. OR ("5269296").URPN.	US-PGPUB; USPAT; USOCR	OR	ON	2013/04/11 14:47
S37	218	(wood landis).in. and "128".clas.	US-PGPUB; USPAT; USOCR	OR	ON	2013/04/11 14:53
S38	70	S37 and @ad<="20040223"	US-PGPUB; USPAT; USOCR; EPO; JPO; DERWENT; IBM_TDB	OR	ON	2013/04/11 14:54
S39	2	("6439234").PN.	US-PGPUB; USPAT; USOCR; FPRS; EPO; JPO; DERWENT; IBM_TDB	OR	OFF	2013/04/11 14:56
S40	2	("6478026").PN.	US-PGPUB; USPAT; USOCR; FPRS; EPO; JPO; DERWENT; IBM_TDB	OR	OFF	2013/04/11 14:59
S41	2	("6679265").PN.	US-PGPUB; USPAT; USOCR; FPRS; EPO; JPO;	OR	OFF	2013/04/11 15:00

			DERWENT; IBM_TDB			
S42	2	("20030079749").PN.	US-PGPUB; USPAT; USOCR; FPRS; EPO; JPO; DERWENT; IBM_TDB	OR	OFF	2013/04/12 09:10
S43	0	(humidifer with (\$PAP)) and "128".clas.	US-PGPUB; USPAT; USOCR; FPRS; EPO; JPO; DERWENT; IBM_TDB	OR	ON	2013/04/12 09:31
S44	0	(humidifer same (\$PAP)) and "128".clas.	US-PGPUB; USPAT; USOCR; FPRS; EPO; JPO; DERWENT; IBM_TDB	OR	ON	2013/04/12 09:31
S45	1	(humidifer and (\$PAP)) and "128".clas.	US-PGPUB; USPAT; USOCR; FPRS; EPO; JPO; DERWENT; IBM_TDB	OR	ON	2013/04/12 09:31
S46	0	(humidifer and (\$PAP)) and "128".clas. and @ad<="20040223"	US-PGPUB; USPAT; USOCR; FPRS; EPO; JPO; DERWENT; IBM_TDB	OR	ON	2013/04/12 09:31
S47	14	(humidifer and (\$PAP (positive with pressure) blower fan turbine impeller generator generating compressor pump)) and "128".clas. and @ad<="20040223"	US-PGPUB; USPAT; USOCR; FPRS; EPO; JPO; DERWENT; IBM_TDB	OR	ON	2013/04/12 09:32
S48	0	(option\$ with humidifer with (\$PAP (positive with pressure) blower fan turbine impeller generator generating compressor pump)) and "128".clas. and @ad<="20040223"	US-PGPUB; USPAT; USOCR; FPRS; EPO; JPO; DERWENT; IBM_TDB	OR	ON	2013/04/12 09:32
S49	0	(option\$ same humidifer same (\$PAP (positive with pressure) blower fan turbine impeller generator generating compressor pump)) and "128".clas. and @ad<="20040223"	US-PGPUB; USPAT; USOCR; FPRS; EPO; JPO; DERWENT; IBM_TDB	OR	ON	2013/04/12 09:33
S50	733	((humidify humidifier humidifying) and (\$PAP (positive with pressure) blower fan turbine impeller generator	US-PGPUB; USPAT; USOCR;	OR	ON	2013/04/12 09:34

		generating compressor pump)) and "128".clas. and @ad<="20040223"	FPRS; EPO; JPO; DERWENT; IBM_TDB			
S51	11	(option\$ with (humidify humidifier humidifying) with (\$PAP (positive with pressure) blower fan turbine impeller generator generating compressor pump)) and "128".clas. and @ad<="20040223"	US-PGPUB; USPAT; USOCR; FPRS; EPO; JPO; DERWENT; IBM_TDB	OR	ON	2013/04/12 09:34
S52	45	matula.in. and "128".clas.	US-PGPUB; USPAT; USOCR; FPRS; EPO; JPO; DERWENT; IBM_TDB	OR	ON	2013/04/12 09:38
S53	2	S52 and @ad<="20040223"	US-PGPUB; USPAT; USOCR; FPRS; EPO; JPO; DERWENT; IBM_TDB	OR	ON	2013/04/12 09:38
S54	309	(ball with socket) and "128".clas. and @ad<="20040223"	US-PGPUB; USPAT; USOCR; FPRS; EPO; JPO; DERWENT; IBM_TDB	OR	ON	2013/04/12 09:39
S55	109	(ball with socket) and "128".clas. and @ad<="20040223" and (cannula cannulae (nose nasal nare nostril))	US-PGPUB; USPAT; USOCR; FPRS; EPO; JPO; DERWENT; IBM_TDB	OR	ON	2013/04/12 09:40
S56	1267	(oval ellip\$) and "128".clas. and @ad<="20040223" and (cannula cannulae (nose nasal nare nostril))	US-PGPUB; USPAT; USOCR; FPRS; EPO; JPO; DERWENT; IBM_TDB	OR	ON	2013/04/12 09:57
S57	350	"128".clas. and @ad<="20040223" and ((cannula cannulae (nose nasal nare nostril)) same (oval ellip\$))	US-PGPUB; USPAT; USOCR; FPRS; EPO; JPO; DERWENT; IBM_TDB	OR	ON	2013/04/12 09:58
S58	745	"128".clas. and @ad<="20040223" and ((strap headgear harness) with (tube hose))	US-PGPUB; USPAT; USOCR; FPRS; EPO; JPO; DERWENT; IBM_TDB	OR	ON	2013/04/12 10:28
S59	21	(mculey prentice gleeson).in. near	US-PGPUB;	OR	ON	2013/04/12

		(alastair craig oliver)	USPAT; USOCR; EPO; JPO; DERWENT; IBM_TDB			10:59
S60	4	S59 and (aperture hole opening vent).clm.	US-PGPUB; USPAT; USOCR; EPO; JPO; DERWENT; IBM_TDB	OR	ON	2013/04/12 10:59
S61	4	S59 and (aperture hole opening vent).clm. and (cannula cannulae nasal nostril nose nare).clm.	US-PGPUB; USPAT; USOCR; EPO; JPO; DERWENT; IBM_TDB	OR	ON	2013/04/12 11:00
S62	1	S59 and (aperture hole opening vent).clm. and (cannula cannulae nasal nostril nose nare).clm. and flange.clm.	US-PGPUB; USPAT; USOCR; EPO; JPO; DERWENT; IBM_TDB	OR	ON	2013/04/12 11:00
S63	2817	((128/207.18) or (128/206.21) or (128/207.13) or (128/206.11) or (128/206.18) or (128/203.22)).CCLS.	US-PGPUB; USPAT; USOCR; EPO; JPO; DERWENT; IBM_TDB	OR	OFF	2013/09/10 12:49
S64	9019	((128/200.24) or (128/200.26) or (128/203.12) or (128/203.15) or (128/203.16) or (128/203.17) or (128/205.25) or (128/206.21)).CCLS.	US-PGPUB; USPAT; USOCR; EPO; JPO; DERWENT; IBM_TDB	OR	OFF	2013/09/10 12:49
S65	10479	S63 S64	US-PGPUB; USPAT; USOCR; FPRS; EPO; JPO; DERWENT; IBM_TDB	OR	ON	2013/09/10 12:49
S66	2253	(nose nostril nasal nare cannula) and S65 and @ad<="20040223"	US-PGPUB; USPAT; USOCR	OR	ON	2013/09/10 12:49
S67	7697	(nose nostril nasal nare cannula) and "128".clas. and @ad<="20040223"	US-PGPUB; USPAT; USOCR	OR	ON	2013/09/10 13:08
S68	1783	(nose nostril nasal nare cannula) and (ball joint socket) and "128".clas. and @ad<="20040223"	US-PGPUB; USPAT; USOCR	OR	ON	2013/09/10 13:08
S69	1378	S68 not S66	US-PGPUB; USPAT; USOCR	OR	ON	2013/09/10 13:08
S70	4234	(nose nostril nasal nare cannula) and (ball joint socket) and "128".clas.	US-PGPUB; USPAT; USOCR	OR	ON	2013/09/10 13:18
S71	2451	S70 not (S66 S68)	US-PGPUB; USPAT; USOCR	OR	ON	2013/09/10 13:18

S72	48	matula.in. and "128".clas.	US-PGPUB; USPAT; USOCR	OR	ON	2013/09/10 14:08
S73	62	hoffman.in. and "128".clas.	US-PGPUB; USPAT; USOCR	OR	ON	2013/09/10 14:08
S74	247	RI C.as. and "128".clas.	US-PGPUB; USPAT; USOCR	OR	ON	2013/09/10 14:10
S75	2	("2003180088").PN.	US-PGPUB; USPAT; USOCR; FPRS; EPO; JPO; DERWENT; IBM_TDB	OR	OFF	2013/09/10 14:13
S76	2	("20030180088").PN.	US-PGPUB; USPAT; USOCR; FPRS; EPO; JPO; DERWENT; IBM_TDB	OR	OFF	2013/09/10 14:13
S77	9	((("20030180088") or ("1695263") or ("7178525"))).PN.	US-PGPUB; USPAT; USOCR; FPRS; EPO; JPO; DERWENT; IBM_TDB	OR	OFF	2013/09/10 14:14
S78	12	((("20030180088") or ("1695263") or ("7178525") or ("20030200970"))).PN.	US-PGPUB; USPAT; USOCR; FPRS; EPO; JPO; DERWENT; IBM_TDB	OR	OFF	2013/09/10 14:16
S79	112	((nose nostril nasal nare cannula) with (vent venting)) and S65 and @ad<="20040223"	US-PGPUB; USPAT; USOCR	OR	ON	2013/09/10 14:31
S80	2	((nose nostril nasal nare cannula) with (ball with socket)) and S65 and @ad<="20040223"	US-PGPUB; USPAT; USOCR	OR	ON	2013/09/10 14:34
S81	1	((vent venting) with (ball with socket)) and S65 and @ad<="20040223"	US-PGPUB; USPAT; USOCR	OR	ON	2013/09/10 14:35
S82	2	((vent venting) same (ball with socket)) and S65 and @ad<="20040223"	US-PGPUB; USPAT; USOCR	OR	ON	2013/09/10 14:36
S83	5	ziaee.in. and S65 and @ad<="20040223"	US-PGPUB; USPAT; USOCR	OR	ON	2013/09/10 14:46
S84	1660	((tube conduit hose) with (strap headgear)) and "128".clas.	US-PGPUB; USPAT; USOCR	OR	ON	2013/09/10 16:05
S85	748	((tube conduit hose) with (strap headgear)) and "128".clas. and @ad<="20040223"	US-PGPUB; USPAT; USOCR	OR	ON	2013/09/10 16:05

S86	19794	((tube tubular conduit hose) adj\$3 (strap headgear)) and "128".clas. and @ad<="20040223"	US-PGPUB; USPAT; USOCR	OR	ON	2013/09/10 16:06
S87	21443	((tube tubular conduit hose) near\$3 (strap headgear)) and "128".clas. and @ad<="20040223"	US-PGPUB; USPAT; USOCR	OR	ON	2013/09/10 16:06
S88	20782	((tube conduit hose) near\$3 (strap headgear)) and "128".clas. and @ad<="20040223"	US-PGPUB; USPAT; USOCR	OR	ON	2013/09/10 16:06
S89	20782	((tube conduit hose) near\$3 (strap headgear)) and "128".clas. and @ad<="20040223"	US-PGPUB; USPAT; USOCR	OR	ON	2013/09/10 16:06
S90	18892	((tube conduit hose) adj\$3 (strap headgear)) and "128".clas. and @ad<="20040223"	US-PGPUB; USPAT; USOCR	OR	ON	2013/09/10 16:06
S91	748	((tube conduit hose) with (strap headgear)) and "128".clas. and @ad<="20040223"	US-PGPUB; USPAT; USOCR	OR	ON	2013/09/10 16:06
S92	1	((tube conduit hose) with (strap headgear) with textile) and "128".clas. and @ad<="20040223"	US-PGPUB; USPAT; USOCR	OR	ON	2013/09/10 16:08
S93	574	((tube conduit hose tubular) with (strap headgear)).detd. and "128".clas. and @ad<="20040223"	US-PGPUB; USPAT; USOCR	OR	ON	2013/09/10 16:09
S94	16	((tube conduit hose tubular) with (strap headgear) with (textile fabric)).detd. and "128".clas. and @ad<="20040223"	US-PGPUB; USPAT; USOCR	OR	ON	2013/09/10 16:11
S95	17	((tube conduit hose tubular) with (strap headgear harness) with (textile fabric)).detd. and "128".clas. and @ad<="20040223"	US-PGPUB; USPAT; USOCR	OR	ON	2013/09/10 16:11
S96	622	((tube conduit hose tubular) with (strap headgear harness)).detd. and "128".clas. and @ad<="20040223"	US-PGPUB; USPAT; USOCR	OR	ON	2013/09/10 16:13
S97	605	S96 not S95	US-PGPUB; USPAT; USOCR	OR	ON	2013/09/10 16:13
S98	76	(thickness with (nasal nostril nare nose) with (prong pillow))	US-PGPUB; USPAT; USOCR	OR	ON	2013/09/10 16:30
S99	6	(thickness with (nasal nostril nare nose) with (prong pillow)) and "128".clas. and @ad<="20040223"	US-PGPUB; USPAT; USOCR	OR	ON	2013/09/10 16:30
S100	23	(mcuaaley prentice gleeson).in. near (alastair craig oliver)	US-PGPUB; USPAT; USOCR; EPO; JPO; DERWENT; IBM_TDB	OR	ON	2013/09/10 16:45
S101	1	S100 and (aperture hole opening vent venting).clm. and (cannula cannulae nasal nostril nose nare).clm. and flange.clm.	US-PGPUB; USPAT; USOCR; EPO; JPO; DERWENT; IBM_TDB	OR	ON	2013/09/10 16:45
S102	1	S100 and (aperture hole opening vent venting leak leaking leakage).clm. and	US-PGPUB; USPAT;	OR	ON	2013/09/10 16:45

		(cannula cannulae nasal nostril nose nare).clm. and flange.clm.	USOCR; EPO; JPO; DERWENT; IBM_TDB			
S103	6	S100 and (aperture hole opening vent venting leak leaking leakage).clm. and (cannula cannulae nasal nostril nose nare).clm.	US-PGPUB; USPAT; USOCR; EPO; JPO; DERWENT; IBM_TDB	OR	ON	2013/09/10 16:46
S104	6	S100 and (aperture hole opening vent venting leak leaking leakage).clm. and (cannula cannulae nasal nostril nose nare).clm. and (ball and socket)	US-PGPUB; USPAT; USOCR; EPO; JPO; DERWENT; IBM_TDB	OR	ON	2013/09/10 16:46
S105	2	S100 and (aperture hole opening vent venting leak leaking leakage).clm. and (cannula cannulae nasal nostril nose nare).clm. and (ball and socket).clm.	US-PGPUB; USPAT; USOCR; EPO; JPO; DERWENT; IBM_TDB	OR	ON	2013/09/10 16:46
S106	2202	((ball socket) with (joint connector connection) with (leak leakage leaking))	US-PGPUB; USPAT; USOCR; EPO; JPO; DERWENT; IBM_TDB	OR	ON	2014/02/28 08:48
S107	3083	((128/207.18) or (128/206.21) or (128/207.13) or (128/206.11) or (128/206.18) or (128/203.22)).CCLS.	US-PGPUB; USPAT; USOCR; EPO; JPO; DERWENT; IBM_TDB	OR	OFF	2014/02/28 08:52
S108	9990	((128/200.24) or (128/200.26) or (128/203.12) or (128/203.15) or (128/203.16) or (128/203.17) or (128/205.25) or (128/206.21)).CCLS.	US-PGPUB; USPAT; USOCR; EPO; JPO; DERWENT; IBM_TDB	OR	OFF	2014/02/28 08:52
S109	3083	((128/207.18) or (128/206.21) or (128/207.13) or (128/206.11) or (128/206.18) or (128/203.22)).CCLS.	US-PGPUB; USPAT; USOCR; EPO; JPO; DERWENT; IBM_TDB	OR	OFF	2014/02/28 08:52
S110	9990	((128/200.24) or (128/200.26) or (128/203.12) or (128/203.15) or (128/203.16) or (128/203.17) or (128/205.25) or (128/206.21)).CCLS.	US-PGPUB; USPAT; USOCR; EPO; JPO; DERWENT; IBM_TDB	OR	OFF	2014/02/28 08:52
S111	11515	S109 S110	US-PGPUB; USPAT; USOCR; FPRS; EPO; JPO; DERWENT; IBM_TDB	OR	ON	2014/02/28 08:52
S112	19	((ball socket) with (joint connector	US-PGPUB;	OR	ON	2014/02/28

		connection) with (leak leakage leaking) and (S107 S108 S111)	USPAT; USOCR; EPO; JPO; DERWENT; IBM_TDB			08:52
S113	11	((ball socket) with (joint connector connection) with (leak leakage leaking) with (channel passage passageway)) and (S107 S108 S111)	US-PGPUB; USPAT; USOCR; EPO; JPO; DERWENT; IBM_TDB	OR	ON	2014/02/28 08:54
S114	11	((ball socket) with (joint connector connection) with (leak leakage leaky leaking) with (channel passage passageway)) and (S107 S108 S111)	US-PGPUB; USPAT; USOCR; EPO; JPO; DERWENT; IBM_TDB	OR	ON	2014/02/28 08:58
S115	210	((ball socket) with (joint connector connection) with (leak leakage leaky leaking) with (channel passage passageway))	US-PGPUB; USPAT; USOCR; EPO; JPO; DERWENT; IBM_TDB	OR	ON	2014/02/28 08:59
S116	19	S115 AND ( (A61M16/06 OR A61M16/0683 OR A61M16/08 OR A61M2016/0825 OR A61M2016/0611 OR A61M2016/0616 OR A61M2016/0638 OR A61M2016/0633 OR A61M1/1698 OR A61M2001/1006 OR A61M2205/42 OR A61M3/0258 OR A61M2039/1027 OR A61M2205/8225 OR A61M39/10 OR A61M39/1011 OR A61M39/105 OR A61M3/0254).CPC. OR (128/205.25 OR 128/206.24 OR 128/206.27 OR 128/207.11 OR 128/207.13 OR 128/201.19 OR 128/206.18 OR 128/206.23 OR 128/206.21 OR 128/204.18 OR 128/207.18 OR 128/200.22 OR 128/201.12 OR 128/201.13 OR 128/201.14 OR 128/205.27 OR 128/205.28 OR 128/206.11 OR 128/206.12 OR 128/206.22 OR 128/207.12 OR 128/207.16 OR 128/912).CCLS. )	US-PGPUB; USPAT; USOCR; EPO; JPO; DERWENT; IBM_TDB	OR	ON	2014/02/28 09:00
S117	2	S116 and @ad<="20040223"	US-PGPUB; USPAT; USOCR; EPO; JPO; DERWENT; IBM_TDB	OR	ON	2014/02/28 09:00
S118	3777	((((ball socket) adj (joint connector connection)) with ((leak leakage leaky leaking) (channel passage passageway))))	US-PGPUB; USPAT; USOCR; EPO; JPO; DERWENT; IBM_TDB	OR	ON	2014/02/28 09:10
S119	29	((((ball socket) adj (joint connector connection)) with ((leak leakage leaky leaking) with (channel passage passageway))))	US-PGPUB; USPAT; USOCR; EPO; JPO; DERWENT;	OR	ON	2014/02/28 09:13



			IBM_TDB			
S120	44	((ball socket) adj (joint connector connection)) with ((leak leakage leaky leaking) same (channel passage passageway)))	US-PGPUB; USPAT; USOCR; EPO; JPO; DERWENT; IBM_TDB	OR	ON	2014/02/28 09:13
S121	24	(S119 S120) and @ad<="20040223"	US-PGPUB; USPAT; USOCR; EPO; JPO; DERWENT; IBM_TDB	OR	ON	2014/02/28 09:13
S122	93	((ball socket) with (joint connector connection)) with ((leak leakage leaky leaking) same (channel passage passageway))) and @ad<="20040223"	US-PGPUB; USPAT; USOCR; EPO; JPO; DERWENT; IBM_TDB	OR	ON	2014/02/28 09:23
S123	69	S122 not (S119 S120 S121)	US-PGPUB; USPAT; USOCR; EPO; JPO; DERWENT; IBM_TDB	OR	ON	2014/02/28 09:23
S124	257	((ball socket) with (joint connector connection)) with ((leak leakage leaky leaking) same (channel passage passageway)))	US-PGPUB; USPAT; USOCR; EPO; JPO; DERWENT; IBM_TDB	OR	ON	2014/02/28 09:24
S125	83	S124 AND ( (A61M16/06 OR A61M16/0683 OR A61M16/08 OR A61M2016/0825 OR A61M2016/0611 OR A61M2016/0616 OR A61M2016/0638 OR A61M2016/0633 OR A61M1/1698 OR A61M2001/1006 OR A61M2205/42 OR A61M3/0258 OR A61M2039/1027 OR A61M2205/8225 OR A61M39/10 OR A61M39/1011 OR A61M39/105 OR A61M3/0254 OR F16L37/23 OR F16L1/15 OR F16L27/04 OR F16L37/413 OR F16L27/047 OR F16L27/053 OR F16L27/06 OR F16L37/40 OR F16L11/18 OR F16L13/02 OR F16L13/10 OR F16L23/00 OR F16L27/0861 OR F16L37/30 OR F16L37/32 OR F16L37/34 OR F16L37/36 OR F16L41/021 OR F16L59/185 OR F16L59/21 OR F16L11/133 OR F16L11/22 OR F16L15/001 OR F16L19/02 OR F16L19/04 OR F16L1/26 OR F16L2201/30 OR F16L23/167 OR F16L27/067 OR F16L27/073 OR F16L27/0804 OR F16L27/0824 OR F16L27/0828 OR F16L27/0857 OR F16L27/1004 OR F16L27/12 OR F16L33/22 OR F16L37/127 OR F16L37/38 OR F16L37/44 OR F16L37/56 OR F16L37/565 OR F16L39/00 OR F16L39/005 OR	US-PGPUB; USPAT; USOCR; EPO; JPO; DERWENT; IBM_TDB	OR	ON	2014/02/28 09:25

		F16L39/06 OR F16L41/04 OR F16L47/03 OR F16L47/32 OR F16L51/025 OR F16L55/1683 OR F16L55/17 OR F16L59/22).CPC. OR (128/205.25 OR 128/206.24 OR 128/206.27 OR 128/207.11 OR 128/207.13 OR 128/201.19 OR 128/206.18 OR 128/206.23 OR 128/206.21 OR 128/204.18 OR 128/207.18 OR 128/200.22 OR 128/201.12 OR 128/201.13 OR 128/201.14 OR 128/205.27 OR 128/205.28 OR 128/206.11 OR 128/206.12 OR 128/206.22 OR 128/207.12 OR 128/207.16 OR 128/912 OR 285/261 OR 285/146.1 OR 285/106 OR 285/190 OR 285/271 OR 285/330 OR 285/332.2 OR 285/333 OR 285/349 OR 285/94 OR 285/101 OR 285/111 OR 285/133.21 OR 285/226 OR 285/265 OR 285/269 OR 285/270 OR 285/276 OR 285/281 OR 285/347 OR 285/351 OR 285/370 OR 285/374 OR 285/45 OR 285/8 OR 285/91 OR 285/918 OR 285/98 OR 285/11 OR 285/112 OR 285/113 OR 285/114 OR 285/121.7 OR 285/124.1 OR 285/124.4 OR 285/127.1 OR 285/13 OR 285/14 OR 285/144.1 OR 285/145.3 OR 285/147.1 OR 285/148.2 OR 285/15 OR 285/181 OR 285/223 OR 285/254 OR 285/263 OR 285/264 OR 285/266 OR 285/267 OR 285/288.11 OR 285/288.5 OR 285/288.6 OR 285/29 OR 285/299 OR 285/302 OR 285/305 OR 285/312 OR 285/316 OR 285/317 OR 285/321 OR 285/322 OR 285/328 OR 285/331 OR 285/336 OR 285/343 OR 285/348 OR 285/358 OR 285/359 OR 285/363 OR 285/368 OR 285/375 OR 285/383 OR 285/419 OR 285/422 OR 285/423 OR 285/47 OR 285/55 OR 285/88 OR 285/904 OR 285/910 OR 285/914 OR 285/917 OR 285/919 OR 285/95).CCLS. )				
S126	93	S124 and @ad<="20040223"	US-PGPUB; USPAT; USOCR; EPO; JPO; DERWENT; IBM_TDB	OR	ON	2014/02/28 09:25
S127	484	((((ball socket) with (joint connector connection)) with ((vent venting vented leak leakage leaky leaking) same (channel passage passageway)))	US-PGPUB; USPAT; USOCR; EPO; JPO; DERWENT; IBM_TDB	OR	ON	2014/02/28 09:26
S128	179	S127 and @ad<="20040223"	US-PGPUB; USPAT; USOCR; EPO; JPO; DERWENT; IBM_TDB	OR	ON	2014/02/28 09:26

S129	86	S128 not (S119 S120 S121 S125 S126)	US-PGPUB; USPAT; USOCR; EPO; JPO; DERWENT; IBM_TDB	OR	ON	2014/02/28 09:27
S130	94	S127 AND ( (A61M16/06 OR A61M16/0683 OR A61M16/08 OR A61M2016/0825 OR A61M2016/0611 OR A61M2016/0616 OR A61M2016/0638 OR A61M2016/0633 OR A61M1/1698 OR A61M2001/1006 OR A61M2205/42 OR A61M3/0258 OR A61M2039/1027 OR A61M2205/8225 OR A61M39/10 OR A61M39/1011 OR A61M39/105 OR A61M3/0254 OR F16L37/23 OR F16L1/15 OR F16L27/04 OR F16L37/413 OR F16L27/047 OR F16L27/053 OR F16L27/06 OR F16L37/40 OR F16L11/18 OR F16L13/02 OR F16L13/10 OR F16L23/00 OR F16L27/0861 OR F16L37/30 OR F16L37/32 OR F16L37/34 OR F16L37/36 OR F16L41/021 OR F16L59/185 OR F16L59/21 OR F16L11/133 OR F16L11/22 OR F16L15/001 OR F16L19/02 OR F16L19/04 OR F16L1/26 OR F16L2201/30 OR F16L23/167 OR F16L27/067 OR F16L27/073 OR F16L27/0804 OR F16L27/0824 OR F16L27/0828 OR F16L27/0857 OR F16L27/1004 OR F16L27/12 OR F16L33/22 OR F16L37/127 OR F16L37/38 OR F16L37/44 OR F16L37/56 OR F16L37/565 OR F16L39/00 OR F16L39/005 OR F16L39/06 OR F16L41/04 OR F16L47/03 OR F16L47/32 OR F16L51/025 OR F16L55/1683 OR F16L55/17 OR F16L59/22).CPC. OR (128/205.25 OR 128/206.24 OR 128/206.27 OR 128/207.11 OR 128/207.13 OR 128/201.19 OR 128/206.18 OR 128/206.23 OR 128/206.21 OR 128/204.18 OR 128/207.18 OR 128/200.22 OR 128/201.12 OR 128/201.13 OR 128/201.14 OR 128/205.27 OR 128/205.28 OR 128/206.11 OR 128/206.12 OR 128/206.22 OR 128/207.12 OR 128/207.16 OR 128/912 OR 285/261 OR 285/146.1 OR 285/106 OR 285/190 OR 285/271 OR 285/330 OR 285/332.2 OR 285/333 OR 285/349 OR 285/94 OR 285/101 OR 285/111 OR 285/133.21 OR 285/226 OR 285/265 OR 285/269 OR 285/270 OR 285/276 OR 285/281 OR 285/347 OR 285/351 OR 285/370 OR 285/374 OR 285/45 OR 285/8 OR 285/91 OR 285/918 OR 285/98 OR 285/11 OR 285/112 OR 285/113 OR 285/114 OR 285/121.7 OR 285/124.1 OR 285/124.4 OR 285/127.1	US-PGPUB; USPAT; USOCR; EPO; JPO; DERWENT; IBM_TDB	OR	ON	2014/02/28 09:38

		OR 285/13 OR 285/14 OR 285/144.1 OR 285/145.3 OR 285/147.1 OR 285/148.2 OR 285/15 OR 285/181 OR 285/223 OR 285/254 OR 285/263 OR 285/264 OR 285/266 OR 285/267 OR 285/288.11 OR 285/288.5 OR 285/288.6 OR 285/29 OR 285/299 OR 285/302 OR 285/305 OR 285/312 OR 285/316 OR 285/317 OR 285/321 OR 285/322 OR 285/328 OR 285/331 OR 285/336 OR 285/343 OR 285/348 OR 285/358 OR 285/359 OR 285/363 OR 285/368 OR 285/375 OR 285/383 OR 285/419 OR 285/422 OR 285/423 OR 285/47 OR 285/55 OR 285/88 OR 285/904 OR 285/910 OR 285/914 OR 285/917 OR 285/919 OR 285/95).CCLS. )				
S131	32	S130 and @ad<="20040223"	US-PGPUB; USPAT; USOCR; EPO; JPO; DERWENT; IBM_TDB	OR	ON	2014/02/28 09:38
S132	12	((((ball socket) with (joint connector connection)) with ((vent venting vented leak leakage leaky leaking) same (channel passage passageway))) and ( (A61M2016/0825).CPC. )	US-PGPUB; USPAT; USOCR; EPO; JPO; DERWENT; IBM_TDB	OR	ON	2014/02/28 10:43
S133	45	((((ball socket) and (joint connector connection)) and ((vent venting vented leak leakage leaky leaking) and (channel passage passageway))) and ( (A61M2016/0825).CPC. )	US-PGPUB; USPAT; USOCR; EPO; JPO; DERWENT; IBM_TDB	OR	ON	2014/02/28 10:43
S134	3	S133 and @ad<="20040223"	US-PGPUB; USPAT; USOCR; EPO; JPO; DERWENT; IBM_TDB	OR	ON	2014/02/28 10:44
S135	32	("2366067"   "3431370"   "3548827"   "4004586"   "4056116"   "4084843"   "4146254"   "4676241"   "4686977"   "4773680"   "4778447").PN. OR ("4875718").URPN.	US-PGPUB; USPAT; USOCR	OR	ON	2014/02/28 10:44
S136	36	("20020053347"   "20020059935"   "20020096178"   "20030005933"   "20030079749"   "20030200970"   "20040226566"   "20050011524"   "20050028822"   "20050205096"   "4367735"   "4753233"   "4782832"   "4915105"   "5113857"   "5148802"   "5245995"   "5269296"   "5298850"   "5477852"   "5533506"   "5595174"   "5921239"   "6431172"   "6439234"   "6478026"   "6561188"   "6588424"   "6637434"   "6644315"   "6651658"   "6679265"   "7096864"   "7201169"   "7207333"   "7210481").PN.	US-PGPUB; USPAT	OR	ON	2016/09/27 15:10
S137	51694	(128/200.14; 128/200.22; 128/200.24;	US-PGPUB;	OR	ON	2016/09/27

		128/200.26; 128/201.12; 128/201.13; 128/201.14; 128/201.19; 128/201.22; 128/202.27; 128/203.12; 128/203.15; 128/203.16; 128/203.17; 128/203.22; 128/203.25; 128/203.26; 128/204.12; 128/204.18; 128/204.23; 128/205.24; 128/205.25; 128/205.27; 128/205.28; 128/206.11; 128/206.12; 128/206.13; 128/206.18; 128/206.21; 128/206.22; 128/206.23; 128/206.24; 128/206.26; 128/206.27; 128/206.28; 128/206.29; 128/207.11; 128/207.12; 128/207.13; 128/207.14; 128/207.15; 128/207.16; 128/207.17; 128/207.18; 128/912; 128/DIG.26; 2/454; 285/101; 285/106; 285/11; 285/111; 285/112; 285/113; 285/114; 285/121.7; 285/124.1; 285/124.4; 285/127.1; 285/13; 285/133.21; 285/14; 285/144.1; 285/145.3; 285/146.1; 285/147.1; 285/148.2; 285/15; 285/181; 285/190; 285/223; 285/226; 285/254; 285/261; 285/263; 285/264; 285/265; 285/266; 285/267; 285/269; 285/270; 285/271; 285/276; 285/281; 285/288.11; 285/288.5; 285/288.6; 285/29; 285/299; 285/302; 285/305; 285/312; 285/316; 285/317; 285/321; 285/322; 285/328; 285/330; 285/331; 285/332.2; 285/333; 285/336; 285/343; 285/347; 285/348; 285/349; 285/351; 285/358; 285/359; 285/363; 285/368; 285/370; 285/374; 285/375; 285/383; 285/419; 285/422; 285/423; 285/45; 285/47; 285/55; 285/8; 285/88; 285/904; 285/91; 285/910; 285/914; 285/917; 285/918; 285/919; 285/94; 285/95; 285/98; 600/532; 600/543; 604/94.01; 606/192; D24/110.4; D24/164).ccls.	USPAT			16:37
S138	37	(US-20040134494-\$ or US-20050284484-\$ or US-20070107737-\$ or US-20110009763-\$ or US-20080142019-\$ or US-20070175473-\$ or US-20020092527-\$ or US-20020059935-\$ or US-20030200970-\$ or US-20050011524-\$).did. or (US-7225807-\$ or US-5269296-\$ or US-5477852-\$ or US-8333194-\$ or US-7059328-\$ or US-7047974-\$ or US-7000613-\$ or US-6997177-\$ or US-6994089-\$ or US-6863069-\$ or US-6807967-\$ or US-6595215-\$ or US-4915105-\$ or US-7096864-\$ or US-5921239-\$ or US-5259376-\$ or US-5054482-\$ or US-6986353-\$ or US-6588424-\$ or US-5957132-\$ or US-5941245-\$ or US-5771886-\$ or US-4915106-\$ or US-4437462-\$ or US-7201169-\$).did. or (US-2259817-\$).did. or (DE-2209244-\$).did.	US-PGPUB; USPAT; USOCR; DERWENT	OR	ON	2016/09/27 16:37
S139	79188	(A61B5/0205; A61B5/083; A61B5/0836; A61B5/087; A61B5/097; A61B5/14551; A61B5/4806; A61B5/4818;	US-PGPUB; USPAT; USOCR;	OR	ON	2016/09/27 16:39

A61B5/6819; A61J11/0005;  
A61J17/006; A61M1/1698;  
A61M11/001; A61M11/005;  
A61M11/06; A61M15/0033;  
A61M15/0065; A61M15/0085;  
A61M15/08; A61M16/0003;  
A61M16/0057; A61M16/0066;  
A61M16/0465; A61M16/0488;  
A61M16/049; A61M16/0493;  
A61M16/0497; A61M16/06;  
A61M16/0616; A61M16/0633;  
A61M16/0666; A61M16/0672;  
A61M16/0677; A61M16/0683;  
A61M16/08; A61M16/0816;  
A61M16/0825; A61M16/085;  
A61M16/0858; A61M16/0875;  
A61M16/1045; A61M16/105;  
A61M16/107; A61M16/1075;  
A61M16/109; A61M16/12;  
A61M16/122; A61M16/125;  
A61M16/14; A61M16/142; A61M16/16;  
A61M16/161; A61M16/162;  
A61M16/18; A61M16/201;  
A61M16/203; A61M16/208;  
A61M2001/1006; A61M2016/0021;  
A61M2016/0024; A61M2016/0039;  
A61M2016/0611; A61M2016/0616;  
A61M2016/0633; A61M2016/0638;  
A61M2016/0825; A61M2016/1025;  
A61M2016/103; A61M2039/1027;  
A61M2202/0208; A61M2205/07;  
A61M2205/071; A61M2205/18;  
A61M2205/3331; A61M2205/3368;  
A61M2205/3379; A61M2205/3606;  
A61M2205/3653; A61M2205/42;  
A61M2205/50; A61M2205/502;  
A61M2205/8206; A61M2205/8225;  
A61M2205/825; A61M2209/08;  
A61M2210/0618; A61M2210/0625;  
A61M2210/0662; A61M2230/005;  
A61M2230/42; A61M2230/43;  
A61M2230/432; A61M2230/435;  
A61M2230/50; A61M2240/00;  
A61M3/0254; A61M3/0258;  
A61M39/10; A61M39/1011;  
A61M39/105; A62B17/04; A62B18/00;  
A62B18/02; A62B18/082; A62B18/084;  
A62B25/005; A62B9/003; B64D10/00;  
B64D2231/025; F16L1/15; F16L1/26;  
F16L11/133; F16L11/18; F16L11/22;  
F16L13/02; F16L13/10; F16L15/001;  
F16L19/02; F16L19/04; F16L2201/30;  
F16L23/00; F16L23/167; F16L27/04;  
F16L27/047; F16L27/053; F16L27/06;  
F16L27/067; F16L27/073;  
F16L27/0804; F16L27/0824;  
F16L27/0828; F16L27/0857;  
F16L27/0861; F16L27/1004;  
F16L27/12; F16L33/22; F16L37/127;  
F16L37/23; F16L37/30; F16L37/32;  
F16L37/34; F16L37/36; F16L37/38;  
F16L37/40; F16L37/413; F16L37/44;  
F16L37/56; F16L37/565; F16L39/00;  
F16L39/005; F16L39/06; F16L41/021;

EPO; JPO;  
DERWENT;  
IBM\_TDB

		F16L41/04; F16L47/03; F16L47/32; F16L51/025; F16L55/1683; F16L55/17; F16L59/185; F16L59/21; F16L59/22; Y10S128/26; Y10S128/912).cpc.				
S140	1153	((((nose nostril nasal nare) with (cannula cannulae prong pillow)) and (elbow swivel swiveling)) and (S137 S139 "128".clas. A61M\$.cpc.)	US-PGPUB; USPAT; USOCR; FPRS; EPO; JPO; DERWENT; IBM_TDB	OR	ON	2016/09/27 16:43
S141	142	((((nose nostril nasal nare) with (cannula cannulae prong pillow)) and (elbow swivel swiveling)) and (S137 S139 "128".clas. A61M\$.cpc.) and @ad<="20040223"	US-PGPUB; USPAT; USOCR; FPRS; EPO; JPO; DERWENT; IBM_TDB	OR	ON	2016/09/27 16:45
S142	1308	((((nose nostril nasal nare cannula cannulae prong pillow)) and (elbow swivel swiveling)) and (S137 S139 "128".clas. A61M\$.cpc.) and @ad<="20040223"	US-PGPUB; USPAT; USOCR; FPRS; EPO; JPO; DERWENT; IBM_TDB	OR	ON	2016/09/27 16:50
S143	106	gradon.in. and "128".clas.	US-PGPUB; USPAT; USOCR; FPRS; EPO; JPO; DERWENT; IBM_TDB	OR	ON	2016/09/27 20:12
S144	46	gradon.in. and "128".clas. and @ad<="20040223"	US-PGPUB; USPAT; USOCR; FPRS; EPO; JPO; DERWENT; IBM_TDB	OR	ON	2016/09/27 20:12
S145	43	((nose nostril nasal nare cannula cannulae) same silicone same flange) and ("128".clas.) and @ad<="20040223"	US-PGPUB; USPAT; USOCR; FPRS; EPO; JPO; DERWENT; IBM_TDB	OR	ON	2016/09/27 20:35
S146	1773	(paykel.as.) (mcauley.in. near alastair) (prentice.in. near craig) (gleeson.in. near oliver)	US-PGPUB; USPAT; USOCR; FPRS; EPO; JPO; DERWENT; IBM_TDB	OR	ON	2016/09/27 20:55
S147	23	((((nose nostril nasal nare cannula cannulae prong pillow)) and (elbow swivel swiveling)).clm. and S146	US-PGPUB; USPAT; USOCR; FPRS; EPO; JPO; DERWENT; IBM_TDB	OR	ON	2016/09/27 20:55
S148	4	((((nose nostril nasal nare cannula	US-PGPUB;	OR	ON	2016/09/27

		cannulae prong pillow)) and (elbow swivel swiveling) and (humid\$).clm. and S146	USPAT; USOCR; FPRS; EPO; JPO; DERWENT; IBM_TDB			20:56
S149	14	((((nose nostril nasal nare cannula cannulae prong pillow)) and (elbow swivel swiveling) and (humid\$ hollow)).clm. and S146	US-PGPUB; USPAT; USOCR; FPRS; EPO; JPO; DERWENT; IBM_TDB	OR	ON	2016/09/27 20:58
S150	1	((((nose nostril nasal nare cannula cannulae prong pillow)) and (elbow swivel swiveling) and (humid\$ and hollow)).clm. and S146	US-PGPUB; USPAT; USOCR; FPRS; EPO; JPO; DERWENT; IBM_TDB	OR	ON	2016/09/27 20:58
S151	36	("20020053347"   "20020059935"   "20020096178"   "20030005933"   "20030079749"   "20030200970"   "20040226566"   "20050011524"   "20050028822"   "20050205096"   "4367735"   "4753233"   "4782832"   "4915105"   "5113857"   "5148802"   "5245995"   "5269296"   "5298850"   "5477852"   "5533506"   "5595174"   "5921239"   "6431172"   "6439234"   "6478026"   "6561188"   "6588424"   "6637434"   "6644315"   "6651658"   "6679265"   "7096864"   "7201169"   "7207333"   "7210481").PN.	US-PGPUB; USPAT	OR	ON	2016/09/27 21:03
S152	7	(US-20030200970-\$ or US-20050011524-\$).did. or (US-7201169-\$ or US-4919128-\$ or US-5042478-\$ or US-6484725-\$ or US-4782832-\$).did.	US-PGPUB; USPAT	OR	ON	2016/09/27 21:07
S153	8465	(128/204.18; 128/204.23; 128/205.25; 128/206.11; 128/207.13; 128/207.18; 128/858; 128/912; D24/110; D24/164).ccls.	US-PGPUB; USPAT	OR	ON	2016/09/27 21:08
S154	7891	(A61M16/06; A61M16/0616; A61M16/0633; A61M16/0666; A61M16/0683; A61M16/0825; A61M16/208; A61M2016/0661; A61M2210/0618; A61M2240/00; A63B2208/03; A63B33/00; Y10S128/912).cpc.	US-PGPUB; USPAT	OR	ON	2016/09/27 21:08
S155	2	("6272933").PN.	US-PGPUB; USPAT; USOCR; FPRS; EPO; JPO; DERWENT; IBM_TDB	OR	OFF	2016/11/10 06:08
S156	0	zaee.in. and "128".clas.	US-PGPUB; USPAT; USOCR; FPRS; EPO; JPO;	OR	ON	2016/11/10 06:51



			DERWENT; IBM_TDB			
S157	5	ziaee.in. and "128".clas.	US-PGPUB; USPAT; USOCR; FPRS; EPO; JPO; DERWENT; IBM_TDB	OR	ON	2016/11/10 06:51
S158	483	((dixon.xa. dixon.xp.) near annette)	US-PGPUB; USPAT; USOCR; FPRS; EPO; JPO; DERWENT; IBM_TDB	OR	ON	2016/11/10 06:52
S159	17	("20030200970"   "20040065330"   "20050011524"   "20060096596"   "20070027375"   "20070074724"   "20080127978"   "20090165799"   "20100252044"   "4782832"   "4915105"   "5193532"   "6581601"   "6626177"   "7578294"   "7874293").PN. OR ("8371304").URPN.	US-PGPUB; USPAT; USOCR	OR	ON	2016/11/10 06:54
S160	66	("6431172"   "6863069"   "1016877"   "1125542"   "1443820"   "2751906"   "20020162558"   "20030094178"   "20030116163"   "3415246"   "396936"   "4637384"   "4818320"   "4919128"   "4995384"   "443191"   "5074299"   "5772262"   "6298850"   "6299581"   "6561193"   "6679265"   "6766162"   "6807967"   "718785"   "20020046755"   "20030079749"   "3255750"   "3513844"   "3902486"   "4106505"   "4156426"   "4273124"   "4367735"   "4422456"   "4648398"   "4660555"   "4774946"   "4782832"   "4915104"   "4915105"   "5025805"   "5046491"   "5099836"   "5113857"   "5193532"   "5269296"   "5335654"   "5335659"   "5477852"   "5509409"   "5513634"   "5533506"   "5535739"   "5572994"   "5595174"   "5636630"   "5682881"   "5687715"   "5704916"   "5740799"   "5794619"   "5921239"   "6004342"   "6354293"   "6435181"   "6478026"   "6595215"   "D262322").PN.	US-PGPUB; USPAT	OR	ON	2016/11/10 06:57
S161	9	((("8371304") or ("20050011524") or ("4782832")).PN.	US-PGPUB; USPAT; USOCR; FPRS; EPO; JPO; DERWENT; IBM_TDB	OR	OFF	2016/11/10 09:56
S162	468	("0007476"   "0855439"   "1109318"   "1162416"   "1632449"   "20030200970"   "20040065330"   "20050011524"   "20060096596"   "20070027375"   "20070074724"   "20080127978"   "20090165799"   "20100252044"   "2016212"	US-PGPUB; USPAT; USOCR	OR	ON	2016/11/10 09:56

		"2122897"   "2185997"   "2241535"   "2245969"   "2259817"   "2300273"   "2376971"   "2408136"   "3357428"   "3362404"   "3508543"   "3584621"   "3799164"   "3889671"   "4077404"   "4151843"   "4210174"   "4249527"   "4266540"   "4334533"   "4354488"   "4367735"   "4782832"   "4915105"   "5193532"   "6581601"   "6626177"   "7578294"   "7874293").PN. OR ("2005/0011524"   "4782832"   "8371304").URPN.				
S163	51743	(128/200.14; 128/200.22; 128/200.24; 128/200.26; 128/201.12; 128/201.13; 128/201.14; 128/201.19; 128/201.22; 128/202.27; 128/203.12; 128/203.15; 128/203.16; 128/203.17; 128/203.22; 128/203.25; 128/203.26; 128/204.12; 128/204.18; 128/204.23; 128/205.24; 128/205.25; 128/205.27; 128/205.28; 128/206.11; 128/206.12; 128/206.13; 128/206.18; 128/206.21; 128/206.22; 128/206.23; 128/206.24; 128/206.26; 128/206.27; 128/206.28; 128/206.29; 128/207.11; 128/207.12; 128/207.13; 128/207.14; 128/207.15; 128/207.16; 128/207.17; 128/207.18; 128/912; 128/DIG.26; 2/454; 285/101; 285/106; 285/11; 285/111; 285/112; 285/113; 285/114; 285/121.7; 285/124.1; 285/124.4; 285/127.1; 285/13; 285/133.21; 285/14; 285/144.1; 285/145.3; 285/146.1; 285/147.1; 285/148.2; 285/15; 285/181; 285/190; 285/223; 285/226; 285/254; 285/261; 285/263; 285/264; 285/265; 285/266; 285/267; 285/269; 285/270; 285/271; 285/276; 285/281; 285/288.11; 285/288.5; 285/288.6; 285/29; 285/299; 285/302; 285/305; 285/312; 285/316; 285/317; 285/321; 285/322; 285/328; 285/330; 285/331; 285/332.2; 285/333; 285/336; 285/343; 285/347; 285/348; 285/349; 285/351; 285/358; 285/359; 285/363; 285/368; 285/370; 285/374; 285/375; 285/383; 285/419; 285/422; 285/423; 285/45; 285/47; 285/55; 285/8; 285/88; 285/904; 285/91; 285/910; 285/914; 285/917; 285/918; 285/919; 285/94; 285/95; 285/98; 600/532; 600/543; 604/94.01; 606/192; D24/110.4; D24/164).ccIs.	US-PGPUB; USPAT	OR	ON	2017/05/26 15:07
S164	92941	(A61B5/0205; A61B5/083; A61B5/0836; A61B5/087; A61B5/097; A61B5/14551; A61B5/4806; A61B5/4818; A61B5/6819; A61J11/0005; A61J17/006; A61M1/1698; A61M11/001; A61M11/005; A61M11/06; A61M15/0033; A61M15/0065; A61M15/0085; A61M15/08; A61M16/0003; A61M16/0057; A61M16/0066; A61M16/0465; A61M16/0488;	US-PGPUB; USPAT; USOCR; EPO; JPO; DERWENT; IBM_TDB	OR	ON	2017/05/26 15:07

		<p>A61M16/049; A61M16/0493;  A61M16/0497; A61M16/06;  A61M16/0616; A61M16/0633;  A61M16/0666; A61M16/0672;  A61M16/0677; A61M16/0683;  A61M16/08; A61M16/0816;  A61M16/0825; A61M16/085;  A61M16/0858; A61M16/0875;  A61M16/1045; A61M16/105;  A61M16/107; A61M16/1075;  A61M16/109; A61M16/12;  A61M16/122; A61M16/125;  A61M16/14; A61M16/142; A61M16/16;  A61M16/161; A61M16/162;  A61M16/18; A61M16/201;  A61M16/203; A61M16/208;  A61M2001/1006; A61M2016/0021;  A61M2016/0024; A61M2016/0039;  A61M2016/0611; A61M2016/0616;  A61M2016/0633; A61M2016/0638;  A61M2016/0825; A61M2016/1025;  A61M2016/103; A61M2039/1027;  A61M2202/0208; A61M2205/07;  A61M2205/071; A61M2205/18;  A61M2205/3331; A61M2205/3368;  A61M2205/3379; A61M2205/3606;  A61M2205/3653; A61M2205/42;  A61M2205/50; A61M2205/502;  A61M2205/8206; A61M2205/8225;  A61M2205/825; A61M2209/08;  A61M2210/0618; A61M2210/0625;  A61M2210/0662; A61M2230/005;  A61M2230/42; A61M2230/43;  A61M2230/432; A61M2230/435;  A61M2230/50; A61M2240/00;  A61M3/0254; A61M3/0258;  A61M39/10; A61M39/1011;  A61M39/105; A62B17/04; A62B18/00;  A62B18/02; A62B18/082; A62B18/084;  A62B25/005; A62B9/003; B64D10/00;  B64D2231/025; F16L1/15; F16L1/26;  F16L11/133; F16L11/18; F16L11/22;  F16L13/02; F16L13/10; F16L15/001;  F16L19/02; F16L19/04; F16L2201/30;  F16L23/00; F16L23/167; F16L27/04;  F16L27/047; F16L27/053; F16L27/06;  F16L27/067; F16L27/073;  F16L27/0804; F16L27/0824;  F16L27/0828; F16L27/0857;  F16L27/0861; F16L27/1004;  F16L27/12; F16L33/22; F16L37/127;  F16L37/23; F16L37/30; F16L37/32;  F16L37/34; F16L37/36; F16L37/38;  F16L37/40; F16L37/413; F16L37/44;  F16L37/56; F16L37/565; F16L39/00;  F16L39/005; F16L39/06; F16L41/021;  F16L41/04; F16L47/03; F16L47/32;  F16L51/025; F16L55/1683; F16L55/17;  F16L59/185; F16L59/21; F16L59/22;  Y10S128/26; Y10S128/912).cpc.</p>				
S165	1397	(((nose nostril nasal nare cannula cannulae prong pillow)) and (elbow swivel swiveling)) and (S163 S164 "128".clas. A61M\$.cpc.) and	US-PGPUB; USPAT; USOCR; FPRS;	OR	ON	2017/05/26 15:07

		@ad<="20040806"	EPO; JPO; DERWENT; IBM_TDB			
S166	2397	((nose nostril nasal nare cannula cannulae prong pillow)) same (curve curvature curving curved)) and (S163 S164 "128".clas. A61M\$.cpc.) and @ad<="20040806"	US-PGPUB; USPAT; USOCR; FPRS; EPO; JPO; DERWENT; IBM_TDB	OR	ON	2017/05/26 15:08
S167	904	((nose nostril nasal nare cannula cannulae prong pillow)) same (curve curvature curving curved)).clm. and (S163 S164 "128".clas. A61M\$.cpc.)	US-PGPUB; USPAT; USOCR; FPRS; EPO; JPO; DERWENT; IBM_TDB	OR	ON	2017/05/26 16:29
S168	0	((nose nostril nasal nare cannula cannulae prong pillow)) same (curve curvature curving curved) same (humid humidify humidifying)).clm. and (S163 S164 "128".clas. A61M\$.cpc.)	US-PGPUB; USPAT; USOCR; FPRS; EPO; JPO; DERWENT; IBM_TDB	OR	ON	2017/05/26 16:32
S169	13	((nose nostril nasal nare cannula cannulae prong pillow)) and (curve curvature curving curved) and (humid humidify humidifying)).clm. and (S163 S164 "128".clas. A61M\$.cpc.)	US-PGPUB; USPAT; USOCR; FPRS; EPO; JPO; DERWENT; IBM_TDB	OR	ON	2017/05/26 16:33
S170	1898	(paykel.as.) (mcauley.in. near alastair) (prentice.in. near craig) (gleeson.in. near oliver)	US-PGPUB; USPAT; USOCR; FPRS; EPO; JPO; DERWENT; IBM_TDB	OR	ON	2017/05/26 16:46
S171	5	((nose nostril nasal nare cannula cannulae prong pillow)) and (humid\$ and (Curv\$)).clm. and S170	US-PGPUB; USPAT; USOCR; FPRS; EPO; JPO; DERWENT; IBM_TDB	OR	ON	2017/05/26 16:46
S172	51775	(128/200.14; 128/200.22; 128/200.24; 128/200.26; 128/201.12; 128/201.13; 128/201.14; 128/201.19; 128/201.22; 128/202.27; 128/203.12; 128/203.15; 128/203.16; 128/203.17; 128/203.22; 128/203.25; 128/203.26; 128/204.12; 128/204.18; 128/204.23; 128/205.24; 128/205.25; 128/205.27; 128/205.28; 128/206.11; 128/206.12; 128/206.13; 128/206.18; 128/206.21; 128/206.22; 128/206.23; 128/206.24; 128/206.26; 128/206.27; 128/206.28; 128/206.29; 128/207.11; 128/207.12; 128/207.13; 128/207.14; 128/207.15; 128/207.16; 128/207.17; 128/207.18; 128/912; 128/DI G.26; 2/454; 285/101; 285/106; 285/11; 285/111; 285/112; 285/113;	US-PGPUB; USPAT	OR	ON	2017/09/12 17:32

		285/114; 285/121.7; 285/124.1; 285/124.4; 285/127.1; 285/13; 285/133.21; 285/14; 285/144.1; 285/145.3; 285/146.1; 285/147.1; 285/148.2; 285/15; 285/181; 285/190; 285/223; 285/226; 285/254; 285/261; 285/263; 285/264; 285/265; 285/266; 285/267; 285/269; 285/270; 285/271; 285/276; 285/281; 285/288.11; 285/288.5; 285/288.6; 285/29; 285/299; 285/302; 285/305; 285/312; 285/316; 285/317; 285/321; 285/322; 285/328; 285/330; 285/331; 285/332.2; 285/333; 285/336; 285/343; 285/347; 285/348; 285/349; 285/351; 285/358; 285/359; 285/363; 285/368; 285/370; 285/374; 285/375; 285/383; 285/419; 285/422; 285/423; 285/45; 285/47; 285/55; 285/8; 285/88; 285/904; 285/91; 285/910; 285/914; 285/917; 285/918; 285/919; 285/94; 285/95; 285/98; 600/532; 600/543; 604/94.01; 606/192; D24/110.4; D24/164).ccls.				
S173	98777	(A61B5/0205; A61B5/083; A61B5/0836; A61B5/087; A61B5/097; A61B5/14551; A61B5/4806; A61B5/4818; A61B5/6819; A61J11/0005; A61J17/006; A61M1/1698; A61M11/001; A61M11/005; A61M11/06; A61M15/0033; A61M15/0065; A61M15/0085; A61M15/08; A61M16/0003; A61M16/0057; A61M16/0066; A61M16/0465; A61M16/0488; A61M16/049; A61M16/0493; A61M16/0497; A61M16/06; A61M16/0616; A61M16/0633; A61M16/0666; A61M16/0672; A61M16/0677; A61M16/0683; A61M16/08; A61M16/0816; A61M16/0825; A61M16/085; A61M16/0858; A61M16/0875; A61M16/1045; A61M16/105; A61M16/107; A61M16/1075; A61M16/109; A61M16/12; A61M16/122; A61M16/125; A61M16/14; A61M16/142; A61M16/16; A61M16/161; A61M16/162; A61M16/18; A61M16/201; A61M16/203; A61M16/208; A61M2001/1006; A61M2016/0021; A61M2016/0024; A61M2016/0039; A61M2016/0611; A61M2016/0616; A61M2016/0633; A61M2016/0638; A61M2016/0825; A61M2016/1025; A61M2016/103; A61M2039/1027; A61M2202/0208; A61M2205/07; A61M2205/071; A61M2205/18; A61M2205/3331; A61M2205/3368; A61M2205/3379; A61M2205/3606; A61M2205/3653; A61M2205/42; A61M2205/50; A61M2205/502; A61M2205/8206; A61M2205/8225;	US-PGPUB; USPAT; USOCR; EPO; JPO; DERWENT; IBM_TDB	OR	ON	2017/09/12 17:32

		A61M2205/825; A61M2209/08; A61M2210/0618; A61M2210/0625; A61M2210/0662; A61M2230/005; A61M2230/42; A61M2230/43; A61M2230/432; A61M2230/435; A61M2230/50; A61M2240/00; A61M3/0254; A61M3/0258; A61M39/10; A61M39/1011; A61M39/105; A62B17/04; A62B18/00; A62B18/02; A62B18/082; A62B18/084; A62B25/005; A62B9/003; B64D10/00; B64D2231/025; F16L1/15; F16L1/26; F16L11/133; F16L11/18; F16L11/22; F16L13/02; F16L13/10; F16L15/001; F16L19/02; F16L19/04; F16L2201/30; F16L23/00; F16L23/167; F16L27/04; F16L27/047; F16L27/053; F16L27/06; F16L27/067; F16L27/073; F16L27/0804; F16L27/0824; F16L27/0828; F16L27/0857; F16L27/0861; F16L27/1004; F16L27/12; F16L33/22; F16L37/127; F16L37/23; F16L37/30; F16L37/32; F16L37/34; F16L37/36; F16L37/38; F16L37/40; F16L37/413; F16L37/44; F16L37/56; F16L37/565; F16L39/00; F16L39/005; F16L39/06; F16L41/021; F16L41/04; F16L47/03; F16L47/32; F16L51/025; F16L55/1683; F16L55/17; F16L59/185; F16L59/21; F16L59/22; Y10S128/26; Y10S128/912).cpc.				
S174	2404	((nose nostril nasal nare cannula cannulae prong pillow)) same (curve curvature curving curved)) and (S172 S173 "128".clas. A61M\$.cpc.) and @ad<="20040806"	US-PGPUB; USPAT; USOCR; FPRS; EPO; JPO; DERWENT; IBM_TDB	OR	ON	2017/09/12 17:32
S175	51775	(128/200.14; 128/200.22; 128/200.24; 128/200.26; 128/201.12; 128/201.13; 128/201.14; 128/201.19; 128/201.22; 128/202.27; 128/203.12; 128/203.15; 128/203.16; 128/203.17; 128/203.22; 128/203.25; 128/203.26; 128/204.12; 128/204.18; 128/204.23; 128/205.24; 128/205.25; 128/205.27; 128/205.28; 128/206.11; 128/206.12; 128/206.13; 128/206.18; 128/206.21; 128/206.22; 128/206.23; 128/206.24; 128/206.26; 128/206.27; 128/206.28; 128/206.29; 128/207.11; 128/207.12; 128/207.13; 128/207.14; 128/207.15; 128/207.16; 128/207.17; 128/207.18; 128/912; 128/DIG.26; 2/454; 285/101; 285/106; 285/11; 285/111; 285/112; 285/113; 285/114; 285/121.7; 285/124.1; 285/124.4; 285/127.1; 285/13; 285/133.21; 285/14; 285/144.1; 285/145.3; 285/146.1; 285/147.1; 285/148.2; 285/15; 285/181; 285/190; 285/223; 285/226; 285/254; 285/261; 285/263; 285/264; 285/265; 285/266; 285/267; 285/269; 285/270; 285/271; 285/276; 285/281; 285/288.11;	US-PGPUB; USPAT	OR	ON	2017/09/12 19:06

		285/288.5; 285/288.6; 285/29; 285/299; 285/302; 285/305; 285/312; 285/316; 285/317; 285/321; 285/322; 285/328; 285/330; 285/331; 285/332.2; 285/333; 285/336; 285/343; 285/347; 285/348; 285/349; 285/351; 285/358; 285/359; 285/363; 285/368; 285/370; 285/374; 285/375; 285/383; 285/419; 285/422; 285/423; 285/45; 285/47; 285/55; 285/8; 285/88; 285/904; 285/91; 285/910; 285/914; 285/917; 285/918; 285/919; 285/94; 285/95; 285/98; 600/532; 600/543; 604/94.01; 606/192; D24/110.4; D24/164).ccls.				
S176	98777	(A61B5/0205; A61B5/083; A61B5/0836; A61B5/087; A61B5/097; A61B5/14551; A61B5/4806; A61B5/4818; A61B5/6819; A61J11/0005; A61J17/006; A61M11/1698; A61M11/001; A61M11/005; A61M11/06; A61M15/0033; A61M15/0065; A61M15/0085; A61M15/08; A61M16/0003; A61M16/0057; A61M16/0066; A61M16/0465; A61M16/0488; A61M16/049; A61M16/0493; A61M16/0497; A61M16/06; A61M16/0616; A61M16/0633; A61M16/0666; A61M16/0672; A61M16/0677; A61M16/0683; A61M16/08; A61M16/0816; A61M16/0825; A61M16/085; A61M16/0858; A61M16/0875; A61M16/1045; A61M16/105; A61M16/107; A61M16/1075; A61M16/109; A61M16/12; A61M16/122; A61M16/125; A61M16/14; A61M16/142; A61M16/16; A61M16/161; A61M16/162; A61M16/18; A61M16/201; A61M16/203; A61M16/208; A61M2001/1006; A61M2016/0021; A61M2016/0024; A61M2016/0039; A61M2016/0611; A61M2016/0616; A61M2016/0633; A61M2016/0638; A61M2016/0825; A61M2016/1025; A61M2016/103; A61M2039/1027; A61M2202/0208; A61M2205/07; A61M2205/071; A61M2205/18; A61M2205/3331; A61M2205/3368; A61M2205/3379; A61M2205/3606; A61M2205/3653; A61M2205/42; A61M2205/50; A61M2205/502; A61M2205/8206; A61M2205/8225; A61M2205/825; A61M2209/08; A61M2210/0618; A61M2210/0625; A61M2210/0662; A61M2230/005; A61M2230/42; A61M2230/43; A61M2230/432; A61M2230/435; A61M2230/50; A61M2240/00; A61M3/0254; A61M3/0258; A61M39/10; A61M39/1011; A61M39/105; A62B17/04; A62B18/00;	US-PGPUB; USPAT; USOCR; EPO; JPO; DERWENT; IBM_TDB	OR	ON	2017/09/12 19:06

		A62B18/02; A62B18/082; A62B18/084; A62B25/005; A62B9/003; B64D10/00; B64D2231/025; F16L1/15; F16L1/26; F16L11/133; F16L11/18; F16L11/22; F16L13/02; F16L13/10; F16L15/001; F16L19/02; F16L19/04; F16L2201/30; F16L23/00; F16L23/167; F16L27/04; F16L27/047; F16L27/053; F16L27/06; F16L27/067; F16L27/073; F16L27/0804; F16L27/0824; F16L27/0828; F16L27/0857; F16L27/0861; F16L27/1004; F16L27/12; F16L33/22; F16L37/127; F16L37/23; F16L37/30; F16L37/32; F16L37/34; F16L37/36; F16L37/38; F16L37/40; F16L37/413; F16L37/44; F16L37/56; F16L37/565; F16L39/00; F16L39/005; F16L39/06; F16L41/021; F16L41/04; F16L47/03; F16L47/32; F16L51/025; F16L55/1683; F16L55/17; F16L59/185; F16L59/21; F16L59/22; Y10S128/26; Y10S128/912).cpc.				
S177	2404	((nose nostril nasal nare cannula cannulae prong pillow) same (curve curvature curving curved)) and (S175 S176 "128".clas. A61M\$.cpc.) and @ad<="20040806"	US-PGPUB; USPAT; USOCR; FPRS; EPO; JPO; DERWENT; IBM_TDB	OR	ON	2017/09/12 19:06
S178	3	("163554507"   "20012001001713408"   "20012001002047409"   "20022002002041602"   "20022002002693403"   "20022002002978003"   "20022002004675504"   "20022002010861308"   "20032003001949501"   "20032003001949601"   "20032003002945402"   "20032003004718503"   "20032003007518204"   "20032003008937305"   "20032003009417705"   "20032003012151907"   "20032003016417009"   "20032003017293609"   "20032003019665510"   "20032003019665610"   "20032003019665810"   "20032003019665910"   "20032003019666410"   "20030593101"   "200319665610"   "20042004002588202"   "20042004006532804"   "20042004006733304"   "20042004010796806"   "20042004011840606"   "20042004013997307"   "20042004014928008"   "20042004018239809"   "20042004021142710"   "20042004025594912"   "20052005001653201"   "20052005003324702"	US-PGPUB; USPAT	OR	ON	2017/09/12 20:05



"20052005005117703"  
"20052005006697603"  
"20052005007691304"  
"20052005009232705"  
"20052005009818305"  
"20052005015049707"  
"20052005015560407"  
"20052005019924209"  
"20052005023599910"  
"20062006003250402"  
"20062006004262903"  
"20062006006020003"  
"20062006008125604"  
"20062006009659805"  
"20062006010795805"  
"20062006011811706"  
"20062006012413106"  
"20062006013084406"  
"20062006013769006"  
"20062006017488708"  
"20062006019651109"  
"20062006020151409"  
"20062006023701710"  
"20062006023701810"  
"20062006025459311"  
"20062006026636111"  
"20062006028346112"  
"20072007001078601"  
"20072007004480403"  
"20070049201" |  
"20072007008974904"  
"20072007012538506"  
"20072007012538706"  
"20072007013765306"  
"20072007014278503"  
"20072007015735307"  
"20070163600" |  
"20072007017495208"  
"20072007017548008"  
"20072007021516109"  
"20072007022122709"  
"20072007022754110"  
"20072007026701711"  
"20072007029533512"  
"20082008004138802"  
"20082008004139302"  
"20082008004756002"  
"20082008006064803"  
"20082008006065703"  
"20082008009902405"  
"20082008010525705"  
"20082008011046405"  
"20082008014201906"  
"20082008017887507"  
"20082008019043208"  
"20082008019043608"  
"20082008019672808"  
"20082008023658610"  
"20082008026442210"  
"20082008031438812"  
"20092009001400701"  
"20092009004480802"  
"20092009010750404"  
"20092009012044205"

		"20092009013369705"   "20092009014542906"   "20092009017334907"   "20102010005103103"   "20100053801"   "20102010008396104"   "20102010010807205"   "20102010015479806"   "20102010017051607"   "20102010025813210"   "20102010025813610"   "20102010030750212"   "20102010031389112"   "20102010031970012"   "20112011007255303"   "20112011014668506"   "20112011026579611"   "20112011030852012"   "20122012012533905"   "20122012013220905"   "20122012028545711"   "20122012030499912"   "20122012031827012"   "20132013015291806"   "20132013016076906"   "20142014008342803"   "20142014008343003"   "20142014013787005"   "20152015001367801"   "20152015003345702"   "20152015009026604"   "20152015029785510"   "20152015037494612"   "20162016003870502"   "20162016003870602"   "20162016003870702"   "20162016016679206"   "20160855801"   "20172017011998805"   "212675508"   "222821801"   "229615009"). PN.				
S179	56	("235364307"   "235950610"   "238860411"   "250805005"   "269380011"   "273878803"   "284312107"   "285974811"   "293945806"   "301111107"   "342463301"   "349045201"   "385017111"   "397232108"   "397743208"   "399272011"   "409051005"   "415046404"   "420120505"   "425871003"   "426654005"   "427808207"   "435448810"   "437801103"   "443746203"   "467624106"   "47223804"   "483620006"   "485650808"   "491510404"   "491912804"   "494146707"   "494431007"   "497105111"   "498626901"   "501092504"   "501662505"   "506242111"   "506575611"   "507429712"   "509423603"   "516465211"   "523197908"   "524397109"   "525937711"   "534994909"   "540077603"   "542968307"	US-PGPUB; USPAT	OR	ON	2017/09/12 20:05

"544923409"	"545820210"	
"551363405"	"554212808"	
"555141909"	"555809009"	
"557068911"	"558842312"	
"560107802"	"564953207"	
"565775208"	"566210109"	
"566456609"	"569009711"	
"572496503"	"574620112"	
"575251005"	"575557805"	
"57792603"	"580672709"	
"585746001"	"588462403"	
"590427805"	"594124508"	
"594347308"	"595376309"	
"601680401"	"601731501"	
"601910102"	"603904403"	
"605026004"	"611274609"	
"611969309"	"611969409"	
"613543210"	"619288602"	
"630210510"	"634160601"	
"634763102"	"639819706"	
"641248807"	"641892807"	
"642769408"	"643518108"	
"645747310"	"646748310"	
"648866412"	"649103412"	
"651352602"	"656119005"	
"656119105"	"658159406"	
"658160106"	"663171810"	
"665910212"	"666280312"	
"666882812"	"667925701"	
"669170702"	"671207203"	
"677276108"	"679630809"	
"685142502"	"689272905"	
"689596505"	"690788206"	
"691839007"	"695121810"	
"695335410"	"700416502"	
"700769603"	"702131104"	
"706617906"	"707712607"	
"717852502"	"71847001"	
"721966905"	"722581106"	
"729054611"	"731843701"	
"735382704"	"740696608"	
"75109102"	"752375404"	
"766546402"	"769467704"	
"77001309"	"781491110"	
"782799011"	"789600303"	
"804253910"	"813652403"	
"837130202"	"844380705"	
"847974107"	"856740410"	
"863179301"	"863600501"	
"870166704"	"871415705"	
"875715706"	"878325707"	
"894406102"	"895040402"	
"896019602"	"902755605"	
"903295505"	"907285207"	
"911993109"	"913855509"	
"914959610"	"924206201"	
"932056604"	"933331505"	
"933962405"	"937554506"	
"938131607"	"952224612"	
"D250047"	"D250131"	"D252322"
"D293613"	"D310431"	"D320677"
"D321419"	"D322318"	"D340317"
"D354128"	"D355484"	"D378610"
"D440302"	"D455891"	"D520140"

		"D526094"   "D533269"   "D595841"   "D661796"   "D686313"   "20020053347"   "20020059935"   "20020096178"   "20030005933"   "20030079749"   "20030200970"   "20040226566"   "20050011524"   "20050028822"   "20050205096"   "4367735"   "4753233"   "4782832"   "4915105"   "5113857"   "5148802"   "5245995"   "5269296"   "5298850"   "5477852"   "5533506"   "5595174"   "5921239"   "6431172"   "6439234"   "6478026"   "6561188"   "6588424"   "6637434"   "6644315"   "6651658"   "6679265"   "7096864"   "7201169"   "7207333"   "7210481").PN.				
S180	4	("4367735").PN.	US-PGPUB; USPAT; USOCR; FPRS; EPO; JPO; DERWENT; IBM_TDB	OR	OFF	2017/09/14 13:36
S181	105	burton.in. and "128".clas.	US-PGPUB; USPAT; USOCR; FPRS; EPO; JPO; DERWENT; IBM_TDB	OR	ON	2017/09/14 13:37
S182	0	burton.in. and "128".clas. and humidifer.detd.	US-PGPUB; USPAT; USOCR; FPRS; EPO; JPO; DERWENT; IBM_TDB	OR	ON	2017/09/14 13:38
S183	3	burton.in. and "128".clas. and humidifier.detd.	US-PGPUB; USPAT; USOCR; FPRS; EPO; JPO; DERWENT; IBM_TDB	OR	ON	2017/09/14 13:38
S184	165	("3257954"   "3337122"   "3612717"   "3805731"   "4061187"   "4404177"   "4463764"   "4653976"   "4796639"   "4799855"   "4887940"   "4930979"   "5235803"   "5485850"   "RE35295").PN. OR ("6349724").URPN.	US-PGPUB; USPAT; USOCR	OR	ON	2017/09/14 13:39
S185	67	"128".clas. and (humidifier and ventilator and (control adj panel)).detd.	US-PGPUB; USPAT; USOCR	OR	ON	2017/09/14 13:41
S186	132	((nasal with (cannula prong)) with (silicone)) and "128".clas.	US-PGPUB; USPAT; USOCR; FPRS; EPO; JPO; DERWENT; IBM_TDB	OR	ON	2017/09/14 14:10
S187	4	("5595174").PN.	US-PGPUB;	OR	OFF	2017/09/14

			USPAT; USOCR; FPRS; EPO; JPO; DERWENT; IBM_TDB			14:36
S188	1	"22750500".FMI D.	US-PGPUB; USPAT; FPRS	OR	ON	2017/09/14 14:45
S189	1708	((mcualey prentice gleeson).in. near (alastair craig oliver) ) (fisher with paykel).as. (fisher with paykel).aanm.)	US-PGPUB; USPAT; USOCR; EPO; JPO; DERWENT; IBM_TDB	OR	ON	2017/09/14 17:07
S190	10	S189 and ((nose nostril nasal nare cannula cannulae) with (prong pillow)).clm. and (humidify humidifier humidifying).clm.	US-PGPUB; USPAT; USOCR; EPO; JPO; DERWENT; IBM_TDB	OR	ON	2017/09/14 17:09
S191	8	S189 and ((nose nostril nasal nare cannula cannulae) with (prong pillow)).clm. and (humidify humidifier humidifying).clm. and (headgear harness strap).clm.	US-PGPUB; USPAT; USOCR; EPO; JPO; DERWENT; IBM_TDB	OR	ON	2017/09/14 17:10
S192	5	S189 and ((nose nostril nasal nare cannula cannulae) with (prong pillow)).clm. and (humidify humidifier humidifying).clm. and (headgear harness strap).clm. and (curve curved curving curvature).clm.	US-PGPUB; USPAT; USOCR; EPO; JPO; DERWENT; IBM_TDB	OR	ON	2017/09/14 17:11
S193	6	S189 and ((nose nostril nasal nare cannula cannulae) with (prong pillow)).clm. and (humidify humidifier humidifying).clm. and (headgear harness strap).clm. and (curve curved curving curvature).detd.	US-PGPUB; USPAT; USOCR; EPO; JPO; DERWENT; IBM_TDB	OR	ON	2017/09/14 17:12
S194	1	S193 not S192	US-PGPUB; USPAT; USOCR; EPO; JPO; DERWENT; IBM_TDB	OR	ON	2017/09/14 17:12
S195	5	S189 and ((nose nostril nasal nare cannula cannulae) with (prong pillow)).clm. and (humidify humidifier humidifying).clm. and (headgear harness strap).clm. and ((headgear harness strap) with exten\$).clm.	US-PGPUB; USPAT; USOCR; EPO; JPO; DERWENT; IBM_TDB	OR	ON	2017/09/14 17:13
S196	5	S190 not S195	US-PGPUB; USPAT; USOCR; EPO; JPO; DERWENT; IBM_TDB	OR	ON	2017/09/14 17:16


3/7/2018 2:04:42 PM

C:\Users\adixon2\Documents\EAST\Workspaces\14333134.wsp

RMD

EXHIBIT 1002 - PAGE 61



<b>Search Notes</b>  	<b>Application/Control No.</b>  14333134	<b>Applicant(s)/Patent Under Reexamination</b>  MCAULEY ET AL.
	<b>Examiner</b>  ANNETTE DIXON	<b>Art Unit</b>  3778

<b>CPC- SEARCHED</b>		
<b>Symbol</b>	<b>Date</b>	<b>Examiner</b>
A61M16/06; A61M16/0616; A61M16/0633; A61M16/0666; A61M16/0683; A61M16/0825; A61M16/208; A61M2016/0661; A61M2210/0618; A61M2240/00; A63B2208/03; A63B33/00; Y10S128/912	9/27/16	afd
Updated Above Search	5/26/17	afd
Updated Above Search	9/14/17	afd
Updated Above Search	3/7/18	afd

<b>CPC COMBINATION SETS - SEARCHED</b>		
<b>Symbol</b>	<b>Date</b>	<b>Examiner</b>

<b>US CLASSIFICATION SEARCHED</b>			
<b>Class</b>	<b>Subclass</b>	<b>Date</b>	<b>Examiner</b>
128	204.18,204.23,205.25,206.11,207.13,207.18,858,912	9/27/16	afd
Updated Above	Search	5/26/17	afd
Updated Above	Search	9/14/17	afd
Updated Above	Search	3/7/18	afd

\* See search history printout included with this form or the SEARCH NOTES box below to determine the scope of the search.

<b>SEARCH NOTES</b>		
<b>Search Notes</b>	<b>Date</b>	<b>Examiner</b>
Inventor Name Search	9/27/16	afd
Above search limited by text	9/27/16	afd

--	--

### INTERFERENCE SEARCH

US Class/ CPC Symbol	US Subclass / CPC Group	Date	Examiner
SAME AS ABOVE	See search history print out including PG-PUB database search	5/26/17	afd
SAME AS ABOVE	See search history print out including PG-PUB database search	3/7/18	afd

--	--



**IN THE UNITED STATES PATENT AND TRADEMARK OFFICE**

Applicant	:	Alastair Edwin McAuley et al.	)	Group Art Unit 3778
			)	CERTIFICATE OF EFS WEB
Appl. No.	:	14/333,134	)	TRANSMISSION
			)	I hereby certify that this correspondence,
Filed	:	July 16, 2014	)	and any other attachment noted on the
			)	automated Acknowledgement Receipt, is
For	:	BREATHING ASSISTANCE	)	being transmitted from within the Pacific
		APPARATUS	)	Time zone to the Commissioner for Patents
			)	via the EFS Web server on:
Examiner	:	Annette Fredricka Dixon	)	_____
			)	December 19, 2017
			)	(Date)
			)	_____
			)	/Michael Guiliana/
			)	Michael A. Guiliana, Reg. No. 42,611

---

**AMENDMENT**

Commissioner for Patents  
P.O. Box 1450  
Alexandria, VA 22313-1450

Dear Sir:

In response to the Office Action mailed September 19, 2017, Applicants respectfully submit the following amendments and comments in connection with the above-captioned application.

**Amendments to the Claims** are reflected in the listing of claims which begins on page 2 of this paper.

**Remarks** begin on page 8 of this paper.

Appl. No. : 14/333,134  
Filed : July 16, 2014

### AMENDMENTS TO THE CLAIMS

**Please cancel Claim 4 without prejudice or disclaimer and amend Claims 1 and 10 as follows:**

1. **(Currently Amended)** A nasal cannula configured to deliver humidified gases to a user, the nasal cannula comprising:

a prong part comprising a prong part body having a first end with two openings, a second end with a single opening, and two prongs extending from the two openings, respectively and integrally formed with the first end and the second end, the two prongs spaced from each other and shaped to fit within nares of a user in use, the second end being disposed opposite the first end along a central axis extending through the first and second ends, the prong part body comprising an outer surface extending around the central axis and between the first and second ends, the outer surface having at least a first portion and a second portion, the first portion facing toward a user's face in use and the second portion facing away from a user's face in use, the first portion comprising a curved segment disposed between the first and second ends and curving inwardly toward an interior of the prong part body; and

a body part having a first end and a second end, wherein the second end of the prong part body is configured to be connected to the first end of the body part, and the second end of the body part is configured to be coupled to a conduit configured to supply humidified gases to the nasal cannula, the body part further comprising an outer surface having at least a user-side portion facing toward a user's face in use, the user-side portion comprising a curved part, curving inward toward an interior of the body part;

wherein the two prongs are angled toward each other and toward the central axis, the two prongs having a first side adjacent the curved segment and a second side adjacent the second portion, the first sides of the two prongs being disposed further apart than the second sides of the two prongs.

2. **(Previously Presented)** The nasal cannula of Claim 1, wherein the second end of the body part is disposed opposite to the first end of the body part and, when the prong part is connected to the body part, each of the two prongs extend from the prong part along a first axis

**Appl. No.** : 14/333,134  
**Filed** : July 16, 2014

that is substantially parallel to a second axis extending from the first end of the body part to the second end of the body part.

3. **(Previously Presented)** The nasal cannula of Claim 1 further comprising first and second headgear extensions on the body part and a headgear strap coupled to the body part at the first and second headgear extensions, the first and second headgear extensions being disposed on left and right sides of the user-side portion respectively.

4. **(Canceled)**.

5. **(Previously Presented)** The nasal cannula of Claim 1, wherein each of the two prongs comprises a flange proximate, but spaced from, its end, wherein the flange is configured to cause sealing of the respective prong in an associated nare of a user in use.

6. **(Previously Presented)** The nasal cannula of Claim 1, wherein the second end of the body part is configured to be coupled to the conduit.

7. **(Previously Presented)** The nasal cannula of Claim 1, wherein the first end, the second end, and the two prongs of the prong part is made of a single piece of silicone.

8. **(Previously Presented)** The nasal cannula of Claim 1, wherein the body part is made of a rigid plastic material.

9. **(Previously Presented)** The nasal cannula of Claim 1, wherein the body part comprises a plurality of apertures configured to externally vent gases exhaled by the user through the nares of the user, the plurality of apertures facing away from a user's face in use.

10. **(Currently Amended)** A nasal cannula configured to deliver humidified gases to a user, the nasal cannula comprising:

a prong part comprising:

a prong part body having a first end with two openings, a second end with a single opening, and an outer surface extending between the two openings of the first end and the single opening of the second end and having at least a curved user-side portion facing toward a user's face in use, the user-side portion curving inwardly toward an interior of the prong part body; and

two prongs extending from and integrally formed with the first end of the prong part body, the two prongs being angled toward each other, each of the two

**Appl. No.** : 14/333,134  
**Filed** : July 16, 2014

prongs having a first side adjacent the user-side portion and a second side opposite the first side, the first sides of the two prongs being disposed further apart than the second sides of the two prongs,

the prongs being spaced from each other and being shaped to fit within corresponding nares of a user to deliver the gases thereto in use, and

the second end of the prong part body being disposed opposite to the first end and being configured to receive the humidified gases.

11. **(Original)** The nasal cannula of Claim 10, wherein the prong part is made of silicone and is configured to be coupled to a more rigid body part.

12. **(Previously Presented)** The nasal cannula of Claim 10 further comprising a body part having a first end and a second end, wherein the second end of the prong part is configured to be connected to the first end of the body part, the second end of the body part being configured to be coupled to a conduit configured to supply humidified gases to the nasal cannula, and air flowing through the body part being in the same direction as the prongs extend from the prong part body, the body part further comprising an outer surface having at least a curved user-side portion facing toward the user's face in use, the user-side portion curving inward toward an interior of the body part.

13. **(Original)** The nasal cannula of Claim 12, wherein the prong part is made of silicone and the body part is made of a more rigid plastic material.

14. **(Canceled)**

15. **(Previously Presented)** The nasal cannula of Claim 12, wherein the body part comprises a plurality of apertures configured to externally vent gases exhaled through nares of a user in use, the plurality of apertures facing away from a user's face in use.

16. **(Previously Presented)** The nasal cannula of Claim 10, further comprising a body part configured to be connected to the second end of the prong part and a headgear arrangement configured to maintain the prong part in a position with the two prongs against a user's nares in use, the headgear arrangement comprising first and second headgear extensions and a headgear strap, the first headgear extension having a distal end connected to a left peripheral side of the

**Appl. No.** : 14/333,134  
**Filed** : July 16, 2014

body part on a distal side of the prong part at a location spaced from a user in use, and a proximal end disposed proximally toward a left side of a user's face in use.

17. **(Previously Presented)** The nasal cannula of Claim 16, wherein the first headgear extension comprises a first portion and a second portion, the first portion of the first headgear extension comprising the distal end of the first headgear extension and extending at least along a first lateral direction extending laterally away from the left peripheral side of the body part and beyond an outer periphery of the prong part.

18. **(Previously Presented)** The nasal cannula of Claim 17, wherein the second portion of the first headgear extension extends from the first portion, along a second direction extending more proximally toward a user in use than the first direction in use, the second headgear extension having a distal end connected to a right peripheral side of the body part on the distal side of the prong part at a location spaced from a user in use, and a proximal end disposed proximally toward a right side of a user's face in use.

19. **(Previously Presented)** The nasal cannula of Claim 18, wherein the second headgear extension comprises a first portion and a second portion, the first portion of the second headgear extension comprising the distal end of the second headgear extension and extending at least along a third lateral direction extending laterally away from the body part and beyond the outer periphery of the prong part, the second portion of the second headgear extension extending from the first portion, along a fourth direction extending more proximally toward the user than the third direction in use.

20. **(Previously Presented)** The nasal cannula of Claim 19, wherein the first portion of the first headgear extension and the first portion of the second headgear extension extend laterally outward distally of a sealing location between the prong part and the body part and the second portion of the first headgear extension and the second portion of the second headgear extension terminate proximally of the sealing location between the prong part and the body part.

21. **(Previously Presented)** The nasal cannula of Claim 10, further comprising a body part, an outlet of the body part configured to be connected to the second end of the prong part, wherein a horizontal direction of the body part extends from an inlet of the body part toward the two prongs, and a vertical direction extends perpendicular to the horizontal direction, wherein an

**Appl. No.** : 14/333,134  
**Filed** : July 16, 2014

outer surface of the body part comprises at least a left side curved portion and a right side curved portion, the left side curved portion comprising a left side apex and the right side curved portion comprising a right side apex, the outer surface having a first height along the vertical direction at a location between the left side apex and the right side apex, the nasal cannula further comprising:

a first headgear extension having a first end, the first end of the headgear extension attached to the left side apex, the first end of the first headgear extension having a second height along the vertical direction at a connection between the first end and the left side apex; and

a second headgear extension having a first end attached to the right side apex, the first end of the second headgear extension having a third height along the vertical direction at the connection between the first end of the second headgear extension and the right side apex, wherein the second and third heights are smaller than the first height.

22. **(Previously Presented)** The nasal cannula of Claim 21, wherein the first height is at a location between the left side curved portion and the right side curved portion.

23. **(Previously Presented)** The nasal cannula according to Claim 10 additionally comprising a more rigid body part comprising an extension, wherein the second end of the prong body part sealingly engages the extension, when assembled.

24. **(Previously Presented)** The nasal cannula of Claim 10 additionally comprising a more rigid body part comprising a first end and a second end, the first end comprising a partial spherical opening configured to engage a ball jointed connector and wherein the second end of the more rigid body part comprising an extension configured to sealingly engage the second end of the prong body part.

25. **(Previously Presented)** The nasal cannula of Claim 24, wherein a maximum dimension of the partially spherical opening is larger than an internal height of the extension.

26. **(Previously Presented)** The nasal cannula of Claim 10, wherein the two openings are disposed on proximal ends of the two prongs and are oval in shape and angled toward one another such that angles are formed between midlines of said openings.

**Appl. No.** : 14/333,134  
**Filed** : July 16, 2014

27. **(Previously Presented)** The nasal cannula of Claim 26, wherein the curved user-side portion includes an apex, and an axis defined through said apex intersects with the midlines at a position that is exterior to the prong part body.

28. **(Previously Presented)** The nasal cannula of Claim 27, wherein the curved user-side portion is positioned between the midlines.

29. **(Previously Presented)** The nasal cannula of Claim 15, wherein the body part comprises a recessed surface, and the plurality of apertures are positioned on the recessed surface.

30. **(Previously Presented)** The nasal cannula of Claim 10 additionally comprising a more rigid body connected to the prong part body and having a distal end, the distal end of the more rigid body comprising an external surface that is a partially spherical.

**Appl. No.** : **14/333,134**  
**Filed** : **July 16, 2014**

### REMARKS

Claims 1-3, 5-13 and 15-30 remain pending in the present Application, Claims 1 and 10, having been amended, and Claim 4 having been cancelled without prejudice or disclaimer. The claims set forth above include markings to show the changes made by way of the present amendment, deletions being in ~~strikeout~~ or ~~[[double brackets]]~~ and additions being underlined.

In response to the Office Action mailed September 19, 2017, Applicants respectfully request the Examiner to reconsider the above-captioned application in view of the foregoing amendments and the following comments.

The Applied Combination of Dali/Bartels Does Not Make Claims 1, 2, 5, 6, 8, 10, 12, 23, and 30 Obvious

Claims 1, 2, 5, 6, 8, 10, 12, 23, and 30 stand rejected under per-AIA 35 U.S.C. § 103(a) as being unpatentable over Dali (U.S. Patent No. 4,367,735) in view of Bartels et al. (U.S. Patent No. 4,621,632). Applicants respectfully traverse the present rejection. However, in order to expedite prosecution of the present Application, Applicants have amended Claims 1 and 10. Applicants expressly reserve the right to prosecute the original versions of Claims 1-30 through continuation practice.

With regard to the outstanding rejection of Claim 1, Applicants have canceled Claim 4 and incorporated the subject matter thereof into Claim 1. There is no outstanding rejection of Claim 4, thus the present rejection of Claim 1 is moot.

With regard to the rejection of Claim 10, Applicants have amended Claim 10 to include subject matter similar to that of canceled Claim 4. For example, Claim 10 now recites the following:

10. A nasal cannula configured to deliver humidified gases to a user, the nasal cannula comprising:

a prong part comprising:

a prong part body having a first end with two openings, a second end with a single opening, and an outer surface extending between the two openings of the first end and the single opening of the second end and having at least a curved user-side portion facing toward a user's face in use, the user-side portion curving inwardly toward an interior of the prong part body; and

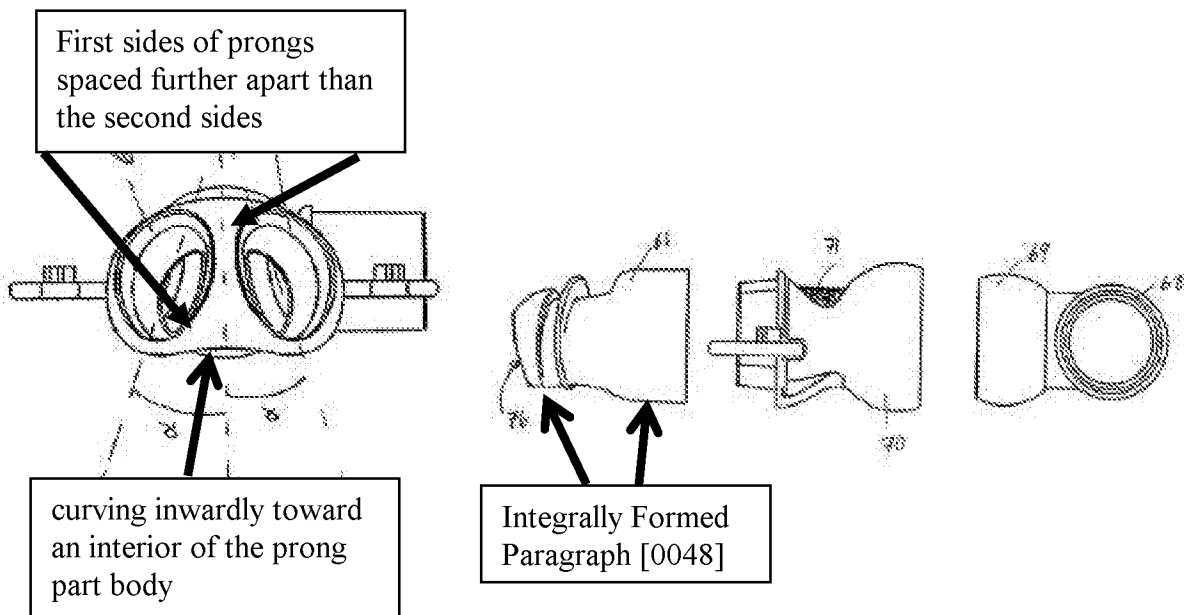
two prongs extending from and integrally formed with the first end of the prong part body, the two prongs being angled toward each other,



**Appl. No.** : 14/333,134  
**Filed** : July 16, 2014

each of the two prongs having a first side adjacent the user-side portion and a second side opposite the first side, the first sides of the two prongs being disposed further apart than the second sides of the two prongs, the prongs being spaced from each other and being shaped to fit within corresponding nares of a user to deliver the gases thereto in use, and the second end of the prong part body being disposed opposite to the first end and being configured to receive the humidified gases.

Figures 12 and 13 of the Present Application (reproduced below) illustrate a non-limiting embodiment of the nasal cannula recited in Claim 10.



None of the presently cited references teach or suggest the combination recited in Claim 10. Thus Applicants submit the Claim 10 clearly and non-obviously defines over the cited references. Additionally, Applicants submit that Claims 2, 5, 6, 8, 12, 23, and 30 also define over the cited references, not only because they depend from one of Claim 1 or 10, but also on their own merit.

**Appl. No.** : **14/333,134**  
**Filed** : **July 16, 2014**

The Applied Combination of Dali/Bartels Does Not Make Claims 7, 11, and 13 Obvious

Claims 7, 11, and 13 stand rejected under per-AIA 35 U.S.C. § 103(a) as being unpatentable over Dali (U.S. Patent No. 4,367,735) in view of Bartels et al. (U.S. Patent No. 4,621,632) as applied to Claims 10 and 12, and further in view of Dali (U.S. Patent No. 3,682,171).

However, as noted above, the outstanding rejection of Claim 1 is moot and Claim 10 clearly and non-obviously defines over the cited references. Applicants submit that Claims 7, 11, and 13 also define over the cited references, not only because they depend from one of Claim 1 or 10, but also on their own merit

The Applied Combination of Dali/Bartels/Thomlinson Does Not Make Claims 9, 15, and 29 Obvious

Claims 9, 15, and 29 stand rejected under per-AIA 35 U.S.C. § 103(a) as being unpatentable over Dali (U.S. Patent No. 4,367,735) in view of Bartels et al. (U.S. Patent No. 4,621,632) as applied to Claims 1 and 10, and further in view of Thomlinson et al. (U.S. Publication No. 2005/0011524). Applicants respectfully traverse the present rejection.

However, as noted above, the outstanding rejection of Claim 1 is moot and Claim 10 clearly and non-obviously defines over the cited references. Applicants submit that Claims 7, 11, and 13 also define over the cited references, not only because they depend from one of Claim 1 or 10, but also on their own merit.

The Applied Combination of Gwaltney/Bartels Does Not Make Claims 10 and 26-28 Obvious

Claims 10 and 26-28 stand rejected under per-AIA 35 U.S.C. § 103(a) as being unpatentable over Gwaltney (U.S. Patent No. 5,595,174) in view of Bartels et al. (U.S. Patent No. 4,621,632). Applicants respectfully traverse the present rejection. However, in order to expedite prosecution of the present Application, Applicants have amended Claim 10. Applicants expressly reserve the right to prosecute the original versions of Claims 10-30 through continuation practice.

With regard to the rejection of Claim 10, Applicants have amended Claim 10 to include subject matter similar to that of canceled Claim 4. For example, Claim 10 now recites the following:

10. A nasal cannula configured to deliver humidified gases to a user, the nasal cannula comprising:

**Appl. No.** : **14/333,134**  
**Filed** : **July 16, 2014**

a prong part comprising:

a prong part body having a first end with two openings, a second end with a single opening, and an outer surface extending between the two openings of the first end and the single opening of the second end and having at least a curved user-side portion facing toward a user's face in use, the user-side portion curving inwardly toward an interior of the prong part body; and

two prongs extending from and integrally formed with the first end of the prong part body, the two prongs being angled toward each other, each of the two prongs having a first side adjacent the user-side portion and a second side opposite the first side, the first sides of the two prongs being disposed further apart than the second sides of the two prongs,

the prongs being spaced from each other and being shaped to fit within corresponding nares of a user to deliver the gases thereto in use, and

the second end of the prong part body being disposed opposite to the first end and being configured to receive the humidified gases.

As noted above, none of the presently cited references teach or suggest the combination recited in Claim 10. Thus Applicants submit the Claim 10 clearly and non-obviously defines over the cited references. Additionally, Applicants submit that Claims 26-28 also define over the cited references, not only because they depend from Claim 10, but also on their own merit

#### The Applied Combination of Wood/Bartels Does Not Make Claims 10, 11, 16-25, and 30 Obvious

Claims 10, 11, 16-25, and 30 stand rejected under per-AIA 35 U.S.C. § 103(a) as being unpatentable over Wood (U.S. Publication No. 2005/0121037) in view of Bartels et al. (U.S. Patent No. 4,621,632). However, in order to expedite prosecution of the present Application, Applicants have amended Claim 10. Applicants expressly reserve the right to prosecute the original versions of Claims 10-28 through continuation practice.

With regard to the rejection of Claim 10, Applicants have amended Claim 10 to include subject matter similar to that of canceled Claim 4. For example, Claim 10 now recites the following:

10. A nasal cannula configured to deliver humidified gases to a user, the nasal cannula comprising:

a prong part comprising:

a prong part body having a first end with two openings, a second end with a single opening, and an outer surface extending between the two openings of the first end and the single opening of the second end and

**Appl. No.** : **14/333,134**  
**Filed** : **July 16, 2014**

having at least a curved user-side portion facing toward a user's face in use, the user-side portion curving inwardly toward an interior of the prong part body; and

two prongs extending from and integrally formed with the first end of the prong part body, the two prongs being angled toward each other, each of the two prongs having a first side adjacent the user-side portion and a second side opposite the first side, the first sides of the two prongs being disposed further apart than the second sides of the two prongs,

the prongs being spaced from each other and being shaped to fit within corresponding nares of a user to deliver the gases thereto in use, and

the second end of the prong part body being disposed opposite to the first end and being configured to receive the humidified gases.

None of the presently cited references teach or suggest the combination recited in Claim 10. Thus Applicants submit the Claim 10 clearly and non-obviously defines over the cited references. Additionally, Applicants submit that Claims 11, 16-25 and 30 also define over the cited references, not only because they depend from Claim 10, but also on their own merit

The Applied Combination of Wilkie/Bartels Does Not Make Claims 1-3, 5-7, 10-12, and 16-22 Obvious

Claims 1-3, 5-7, 10-12, and 16-22 stand rejected under per-AIA 35 U.S.C. § 103(a) as being unpatentable over Wilkie et al. (U.S. Patent No. 7,201,169) in view of Bartels et al. (U.S. Patent No. 4,621,632). Applicants respectfully traverse the present rejection. However, in order to expedite prosecution of the present Application, Applicants have amended Claims 1 and 10. Applicants expressly reserve the right to prosecute the original versions of Claims 1-30 through continuation practice.

With regard to the outstanding rejection of Claim 1, Applicants have canceled Claim 4 and incorporated the subject matter thereof into Claim 1. There is no outstanding rejection of Claim 4, thus the present rejection of Claim 1 is moot.

With regard to the rejection of Claim 10, Applicants have amended Claim 10 to include subject matter similar to that of canceled Claim 4. For example, Claim 10 now recites the following:

10. A nasal cannula configured to deliver humidified gases to a user, the nasal cannula comprising:

**Appl. No.** : **14/333,134**  
**Filed** : **July 16, 2014**

a prong part comprising:

a prong part body having a first end with two openings, a second end with a single opening, and an outer surface extending between the two openings of the first end and the single opening of the second end and having at least a curved user-side portion facing toward a user's face in use, the user-side portion curving inwardly toward an interior of the prong part body; and

two prongs extending from and integrally formed with the first end of the prong part body, the two prongs being angled toward each other, each of the two prongs having a first side adjacent the user-side portion and a second side opposite the first side, the first sides of the two prongs being disposed further apart than the second sides of the two prongs,

the prongs being spaced from each other and being shaped to fit within corresponding nares of a user to deliver the gases thereto in use, and

the second end of the prong part body being disposed opposite to the first end and being configured to receive the humidified gases.

None of the presently cited references teach or suggest the combination recited in Claim 10. Thus Applicants submit the Claim 10 clearly and non-obviously defines over the cited references. Additionally, Applicants submit that Claims 2-3, 5-7, 11-12, and 16-22 also define over the cited references, not only because they depend from one of Claim 1 or 10, but also on their own merit

The Applied Combination of Wilkie/Bartels/Thomlinson Does Not Make Claims 9, 15, and 29 Obvious

Claims 9, 15, and 29 stand rejected under per-AIA 35 U.S.C. § 103(a) as being unpatentable over Wilkie et al. (U.S. Patent No. 7,201,169) in view of Bartels et al. (U.S. Patent No. 4,621,632) as applied to Claims 1 and 10, and further in view of Thomlinson et al. (US Publication No. 2005/0011524). Applicants respectfully traverse the present rejection.

However, as noted above, the outstanding rejection of Claim 1 is moot and Claim 10 clearly and non-obviously defines over the cited references. Applicants submit that Claims 7, 11, and 13 also define over the cited references, not only because they depend from one of Claim 1 or 10, but also on their own merit.

**Appl. No.** : **14/333,134**  
**Filed** : **July 16, 2014**

No Disclaimers or Disavowals

Although the present communication may include alterations to the Application or claims, or characterizations of claim scope or referenced art, Applicants are not conceding in this Application that previously pending claims are not patentable over the cited references. Rather, any alterations or characterizations are being made to facilitate expeditious prosecution of this application. Applicants reserve the right to pursue at a later date any previously pending or other broader or narrower claims that capture any subject matter supported by the present disclosure, including subject matter found to be specifically disclaimed herein or by any prior prosecution. Accordingly, reviewers of this or any parent, child or related prosecution history shall not reasonably infer that Applicants have made any disclaimers or disavowals of any subject matter supported by the present Application.

Co-Pending Applications of Assignee

Applicants wish to draw to the Examiner's attention to the following co-pending applications of the present Application's assignee.

<b>Serial Number</b>	<b>Title</b>	<b>Filed</b>
10/598,026	BREATHING ASSISTANCE APPARATUS	10/18/2007
14/846,226	BREATHING ASSISTANCE APPARATUS	09/04/2015
14/791,142	BREATHING ASSISTANCE APPARATUS	07/02/2015
14/887,200	BREATHING ASSISTANCE APPARATUS	10/19/2015
15/087,775	BREATHING ASSISTANCE APPARATUS	03/31/2016

CONCLUSION

For the foregoing reasons, it is respectfully submitted that the rejections set forth in the outstanding Office Action are inapplicable to the present claims. Accordingly, early issuance of a Notice of Allowance is most earnestly solicited.

The undersigned has made a good faith effort to respond to all of the rejections in the case and to place the claims in condition for immediate allowance. Nevertheless, if any undeveloped issues

**Appl. No.** : **14/333,134**  
**Filed** : **July 16, 2014**

remain or if any issues require clarification, the Examiner is respectfully requested to call Applicants' attorney in order to resolve such issue promptly.

The Commissioner is hereby authorized to charge any additional fees which may be required, or credit any overpayment, to Account No. 11-1410.

Respectfully submitted,

KNOBBE, MARTENS, OLSON & BEAR, LLP

Dated: December 19, 2017 By: /Michael Guiliana/  
Michael A. Guiliana  
Registration No. 42,611  
Attorney of Record  
2040 Main Street  
Fourteenth Floor  
Irvine, CA 92614  
(949) 760-0404

## Electronic Patent Application Fee Transmittal

<b>Application Number:</b>	14333134
<b>Filing Date:</b>	16-Jul-2014
<b>Title of Invention:</b>	BREATHING ASSISTANCE APPARATUS
<b>First Named Inventor/Applicant Name:</b>	Alastair Edwin McAuley
<b>Filer:</b>	Michael A. Guiliana
<b>Attorney Docket Number:</b>	FPHCR.112C1

Filed as Large Entity

**Filing Fees for Utility under 35 USC 111(a)**

Description	Fee Code	Quantity	Amount	Sub-Total in USD(\$)
<b>Basic Filing:</b>				
<b>Pages:</b>				
<b>Claims:</b>				
<b>Miscellaneous-Filing:</b>				
<b>Petition:</b>				
<b>Patent-Appeals-and-Interference:</b>				
<b>Post-Allowance-and-Post-Issuance:</b>				
<b>Extension-of-Time:</b>				



Description	Fee Code	Quantity	Amount	Sub-Total in USD(\$)
<b>Miscellaneous:</b>				
Submission- Information Disclosure Stmt	1806	1	180	180
<b>Total in USD (\$)</b>				<b>180</b>

## Electronic Acknowledgement Receipt

<b>EFS ID:</b>	31279993
<b>Application Number:</b>	14333134
<b>International Application Number:</b>	
<b>Confirmation Number:</b>	6841
<b>Title of Invention:</b>	BREATHING ASSISTANCE APPARATUS
<b>First Named Inventor/Applicant Name:</b>	Alastair Edwin McAuley
<b>Customer Number:</b>	20995
<b>Filer:</b>	Michael A. Guiliana/Kealani Aguon
<b>Filer Authorized By:</b>	Michael A. Guiliana
<b>Attorney Docket Number:</b>	FPHCR.112C1
<b>Receipt Date:</b>	19-DEC-2017
<b>Filing Date:</b>	16-JUL-2014
<b>Time Stamp:</b>	20:17:24
<b>Application Type:</b>	Utility under 35 USC 111(a)

### Payment information:

Submitted with Payment	yes
Payment Type	CARD
Payment was successfully received in RAM	\$180
RAM confirmation Number	122017INTEFSW20181500
Deposit Account	111410
Authorized User	Kealani Aguon

The Director of the USPTO is hereby authorized to charge indicated fees and credit any overpayment as follows:

37 CFR 1.16 (National application filing, search, and examination fees)

37 CFR 1.17 (Patent application and reexamination processing fees)

RMD

--	--	--	--	--	--

**File Listing:**

Document Number	Document Description	File Name	File Size(Bytes)/ Message Digest	Multi Part /.zip	Pages (if appl.)
1	Foreign Reference	EP1582231.pdf	829295	no	16
			5fdeb714f1d1f67e092385e6cc998bd769df88f		

**Warnings:**

**Information:**

2	Foreign Reference	GB2186801.pdf	446201	no	8
			0a271b8bae17bc3ade10a6d17305b7abed471f47		

**Warnings:**

**Information:**

3	Foreign Reference	JP2000325481.pdf	527026	no	9
			761a5c17f59092bbf2e785dd4d09f58ca9c457de		

**Warnings:**

**Information:**

4	Foreign Reference	WO0158293A1.pdf	925249	no	25
			925732f6a751ef838211d2a9db40245cec24ad8		

**Warnings:**

**Information:**

5	Foreign Reference	WO0132250.pdf	534225	no	31
			4c2c80e34bd48f6f4a41c10cc9cb80427d0fc823		

**Warnings:**

**Information:**

6	Foreign Reference	WO02005883.pdf	3020626	no	28
			a0a9c26e0e9b9f4d2d73168e118a75542d3f89f3		

**Warnings:**

**Information:**

7	Foreign Reference	WO2006050559A1.pdf	1465646	no	40
			fe0752bc9bbb971a8e04df840ecf6a89f14f149d		

**Warnings:**

**Information:**

8	Non Patent Literature	First_CN_OA_September_28_2017_5_pages.pdf	2453939	no	5
			80d2ffc0fec06a299042aa2cf96ac9cfb8072967		

**Warnings:**

**Information:**

9	Non Patent Literature	AU_Examination_Report_No_1_October_13_2017_3_pages.pdf	119340	no	3
			e3d7eb800ccf82c07e9c9eaf9dea1542c72a8a2c		

**Warnings:**

**Information:**

10		FPHCR112C1_IDS.pdf	128733	yes	4
			0894edf39c204fd5a1584fbc36554031cf0d5f6c		

**Multipart Description/PDF files in .zip description**

Document Description	Start	End
Transmittal Letter	1	2
Information Disclosure Statement (IDS) Form (SB08)	3	4

**Warnings:**

**Information:**

11		FPHCR112C1_Amendment.pdf	289207	yes	15
			38d5b8a71a36acbacb934438a072bdf64cd42008		

**Multipart Description/PDF files in .zip description**

Document Description	Start	End
Amendment/Req. Reconsideration-After Non-Final Reject	1	1
Claims	2	7
Applicant Arguments/Remarks Made in an Amendment	8	15

**Warnings:**

RMD

Information:					
12	Fee Worksheet (SB06)	fee-info.pdf	30445	no	2
			f2c729d18160dec33e0d337bcd1976c6ebd5bb7b		
Warnings:					
Information:					
Total Files Size (in bytes):				10769932	
<p><b>This Acknowledgement Receipt evidences receipt on the noted date by the USPTO of the indicated documents, characterized by the applicant, and including page counts, where applicable. It serves as evidence of receipt similar to a Post Card, as described in MPEP 503.</b></p> <p><b><u>New Applications Under 35 U.S.C. 111</u></b>  <b>If a new application is being filed and the application includes the necessary components for a filing date (see 37 CFR 1.53(b)-(d) and MPEP 506), a Filing Receipt (37 CFR 1.54) will be issued in due course and the date shown on this Acknowledgement Receipt will establish the filing date of the application.</b></p> <p><b><u>National Stage of an International Application under 35 U.S.C. 371</u></b>  <b>If a timely submission to enter the national stage of an international application is compliant with the conditions of 35 U.S.C. 371 and other applicable requirements a Form PCT/DO/EO/903 indicating acceptance of the application as a national stage submission under 35 U.S.C. 371 will be issued in addition to the Filing Receipt, in due course.</b></p> <p><b><u>New International Application Filed with the USPTO as a Receiving Office</u></b>  <b>If a new international application is being filed and the international application includes the necessary components for an international filing date (see PCT Article 11 and MPEP 1810), a Notification of the International Application Number and of the International Filing Date (Form PCT/RO/105) will be issued in due course, subject to prescriptions concerning national security, and the date shown on this Acknowledgement Receipt will establish the international filing date of the application.</b></p>					

### INFORMATION DISCLOSURE STATEMENT

First Inventor : Alastair Edwin McAuley App. No. : 14/333,134 Filed : July 16, 2014 For : BREATHING ASSISTANCE APPARATUS Examiner : Dixon, Annette Fredricka Art Unit : 3778 Conf. No. : 6841	CERTIFICATE OF EFS WEB TRANSMISSION I hereby certify that this correspondence, and any other attachment noted on the automated Acknowledgement Receipt, is being transmitted from within the Pacific Time zone to the Commissioner for Patents via the EFS Web server on: <div style="text-align: right; margin-right: 50px;"> <u>December 19, 2017</u>            (Date)         </div> <div style="text-align: right;"> <u>Michael Guiliana/</u>            Michael A. Guiliana, Reg. No. 42,611         </div>
-----------------------------------------------------------------------------------------------------------------------------------------------------------------------------------------------------------------	------------------------------------------------------------------------------------------------------------------------------------------------------------------------------------------------------------------------------------------------------------------------------------------------------------------------------------------------------------------------------------------------------------------------------------------------------------------------------------------------------------------------------------

Mail Stop Amendment  
 Commissioner for Patents  
 P.O. Box 1450  
 Alexandria, VA 22313-1450

#### References and Listing

Pursuant to 37 CFR 1.56, an Information Disclosure Statement listing references is provided herewith. Copies of any listed foreign and non-patent literature references are being submitted. Any foreign references may also include English abstract(s) and/or machine translation(s), but no representation is made as to their accuracy.

If the Examiner would like additional information regarding these references or if anything is unclear, the Examiner is invited to contact the undersigned for assistance.

#### No Disclaimers

To the extent that anything in the Information Disclosure Statement or the listed references could be construed as a disclaimer of any subject matter supported by the present application, Applicant hereby rescinds and retracts such disclaimer.

#### Timing of Disclosure

This Information Disclosure Statement is being filed after receipt of a First Office Action, but before the mailing date of a Final Action and before the mailing date of a Notice of Allowance. This Statement is accompanied by the fees set forth in 37 CFR 1.17(p). The Commissioner is hereby authorized to charge any additional fees which may be required or to credit any overpayment to Account No. 11-1410.

**Application No.:** 14/333,134  
**Filing Date:** July 16, 2014

Respectfully submitted,  
KNOBBE, MARTENS, OLSON & BEAR, LLP

Dated: December 19, 2017

By: Michael Guiliana  
Michael A. Guiliana  
Registration No. 42,611  
Registered Practitioner  
Customer No. 20995  
(949) 760-0404

27265676

<b>INFORMATION DISCLOSURE STATEMENT BY APPLICANT</b>	Application No.	14/333,134
	Filing Date	July 16, 2014
	First Named Inventor	Alastair Edwin McAuley
	Art Unit	3778
<i>(Multiple sheets used when necessary)</i>	Examiner	Annette Fredricka Dixon
SHEET 1 OF 2	Attorney Docket No.	FPHCR.112C1

<b>U.S. PATENT DOCUMENTS</b>					
Examiner Initials	Cite No.	Document Number <i>Number - Kind Code (if known)</i> Example: 1,234,567 B1	Publication Date MM-DD-YYYY	Name	Pages, Columns, Lines Where Relevant Passages or Relevant Figures Appear
	1	2,452,845	11/2/1948	Fisher	
	2	3,599,635	8/17/1971	Kenneth	
	3	4,454,880	6/19/1984	Muto et al.	
	4	4,621,632	11/11/1986	Bartels et al.	
	5	6,135,109	10/24/2000	Blasdell et al.	
	6	6,526,978	3/4/2003	Dominguez	
	7	6,651,663	11/25/2003	Barnett et al.	
	8	6,817,362	11/16/2004	Gelinas et al.	
	9	6,823,869	11/30/2004	Raje et al.	
	10	7,448,386	11/11/2008	Ho et al.	
	11	7,753,051	7/13/2010	Burrow et al.	
	12	8,136,525	6/6/2006	Lubke et al.	
	13	9,439,405	1/10/2017	McAuley et al.	
	14	9,517,317	12/13/2016	McAuley et al.	
	15	9,561,339	2/7/2017	McAuley et al.	
	16	2003-0005509	1/9/2003	Kelzer	
	17	2005-0045182	3/3/2005	Wood et al.	
	18	2005-0121037	6/9/2005	Wood	
	19	2006-0042632	3/2/2006	Bishop et al.	
	20	2007-0209663	9/13/2007	Marque et al.	
	21	2017-0072155	3/16/2017	Allan et al.	
	22	2017-0239438	8/24/2017	McAuley et al.	
	23	2017-0304574	10/26/2017	McAuley et al.	
	24	2017-0326324	11/16/2017	McAuley et al.	

<b>FOREIGN PATENT DOCUMENTS</b>						
Examiner Initials	Cite No.	Foreign Patent Document <i>Country Code-Number-Kind Code</i> Example: JP 1234567 A1	Publication Date MM-DD-YYYY	Name	Pages, Columns, Lines Where Relevant Passages or Relevant Figures Appear	T <sup>1</sup>

Examiner Signature	Date Considered
--------------------	-----------------

\***Examiner:** Initial if reference considered, whether or not citation is in conformance with MPEP 609. Draw line through citation if not in conformance and not considered. Include copy of this form with next communication to applicant.

T<sup>1</sup> - Place a check mark in this area when an English language Translation is attached.



<b>INFORMATION DISCLOSURE STATEMENT BY APPLICANT</b>	Application No.	14/333,134
	Filing Date	July 16, 2014
	First Named Inventor	Alastair Edwin McAuley
	Art Unit	3778
<i>(Multiple sheets used when necessary)</i>	Examiner	Annette Fredricka Dixon
SHEET 2 OF 2	Attorney Docket No.	FPHCR.112C1

**FOREIGN PATENT DOCUMENTS**

Examiner Initials	Cite No.	Foreign Patent Document Country Code-Number-Kind Code Example: JP 1234567 A1	Publication Date MM-DD-YYYY	Name	Pages, Columns, Lines Where Relevant Passages or Relevant Figures Appear	T <sup>1</sup>
	25	EP 1 582 231	10/5/2005	Intersurgical Limited		
	26	GB 2186801	8/26/1987	Smiths Industries Public Limited Company		X-abstract
	27	JP 2000-325481	11/28/2000	Fujisawa Pharmaceutical Co Ltd.; Taisei Kako KK		X-abstract
	28	WO 01/058293	8/16/2001	3M Innovative Properties Co.		
	29	WO 01/32250	5/10/2001	Australian Centre for Advanced Medicine Technology Ltd.		
	30	WO 02/005883	1/24/2002	Australian Centre for Advanced Medical Technology Ltd		
	31	WO 06/050559	5/18/2006	Resmed Limited		

**NON PATENT LITERATURE DOCUMENTS**

Examiner Initials	Cite No.	Include name of the author (in CAPITAL LETTERS), title of the article (when appropriate), title of the item (book, magazine, journal, serial, symposium, catalog, etc.), date, page(s), volume-issue number(s), publisher, city and/or country where published.	T <sup>1</sup>
	32	First Chinese Office Action for Chinese Patent Application No. 201610116121.1 dated September 28, 2017 in 5 pages.	
	33	Australian Examination Report No. 1; dated October 13, 2017; Application No. 2017200991; 3 pages	

26964711

Examiner Signature	Date Considered
*Examiner: Initial if reference considered, whether or not citation is in conformance with MPEP 609. Draw line through citation if not in conformance and not considered. Include copy of this form with next communication to applicant.	

T<sup>1</sup> - Place a check mark in this area when an English language Translation is attached.



UNITED STATES PATENT AND TRADEMARK OFFICE

UNITED STATES DEPARTMENT OF COMMERCE
United States Patent and Trademark Office
Address: COMMISSIONER FOR PATENTS
P.O. Box 1450
Alexandria, Virginia 22313-1450
www.uspto.gov

Table with 5 columns: APPLICATION NO., FILING DATE, FIRST NAMED INVENTOR, ATTORNEY DOCKET NO., CONFIRMATION NO.
14/333,134 07/16/2014 Alastair Edwin McAuley FPHCR.112C1 6841

20995 7590 09/19/2017
KNOBBE MARTENS OLSON & BEAR LLP
2040 MAIN STREET
FOURTEENTH FLOOR
IRVINE, CA 92614

EXAMINER

DIXON, ANNETTE FREDRICKA

ART UNIT PAPER NUMBER

3778

NOTIFICATION DATE DELIVERY MODE

09/19/2017

ELECTRONIC

Please find below and/or attached an Office communication concerning this application or proceeding.

The time period for reply, if any, is set in the attached communication.

Notice of the Office communication was sent electronically on above-indicated "Notification Date" to the following e-mail address(es):

jayna.cartee@knobbe.com
efiling@knobbe.com

# Office Action Summary

Application No.  
14/333,134

Applicant(s)  
MCAULEY ET AL.

Examiner  
ANNETTE DIXON

Art Unit  
3778

AIA (First Inventor to File)  
Status  
No

-- The MAILING DATE of this communication appears on the cover sheet with the correspondence address --

## Period for Reply

A SHORTENED STATUTORY PERIOD FOR REPLY IS SET TO EXPIRE 3 MONTHS FROM THE MAILING DATE OF THIS COMMUNICATION.

- Extensions of time may be available under the provisions of 37 CFR 1.136(a). In no event, however, may a reply be timely filed after SIX (6) MONTHS from the mailing date of this communication.
- If NO period for reply is specified above, the maximum statutory period will apply and will expire SIX (6) MONTHS from the mailing date of this communication.
- Failure to reply within the set or extended period for reply will, by statute, cause the application to become ABANDONED (35 U.S.C. § 133). Any reply received by the Office later than three months after the mailing date of this communication, even if timely filed, may reduce any earned patent term adjustment. See 37 CFR 1.704(b).

## Status

- 1)  Responsive to communication(s) filed on 8/25/17.  
 A declaration(s)/affidavit(s) under **37 CFR 1.130(b)** was/were filed on \_\_\_\_\_.
- 2a)  This action is **FINAL**.                      2b)  This action is non-final.
- 3)  An election was made by the applicant in response to a restriction requirement set forth during the interview on \_\_\_\_\_; the restriction requirement and election have been incorporated into this action.
- 4)  Since this application is in condition for allowance except for formal matters, prosecution as to the merits is closed in accordance with the practice under *Ex parte Quayle*, 1935 C.D. 11, 453 O.G. 213.

## Disposition of Claims\*

- 5)  Claim(s) 1-13 and 15-30 is/are pending in the application.  
5a) Of the above claim(s) \_\_\_\_\_ is/are withdrawn from consideration.
- 6)  Claim(s) \_\_\_\_\_ is/are allowed.
- 7)  Claim(s) 1-13 and 15-30 is/are rejected.
- 8)  Claim(s) \_\_\_\_\_ is/are objected to.
- 9)  Claim(s) \_\_\_\_\_ are subject to restriction and/or election requirement.

\* If any claims have been determined allowable, you may be eligible to benefit from the **Patent Prosecution Highway** program at a participating intellectual property office for the corresponding application. For more information, please see [http://www.uspto.gov/patents/init\\_events/pph/index.jsp](http://www.uspto.gov/patents/init_events/pph/index.jsp) or send an inquiry to [PPHfeedback@uspto.gov](mailto:PPHfeedback@uspto.gov).

## Application Papers

- 10)  The specification is objected to by the Examiner.
- 11)  The drawing(s) filed on \_\_\_\_\_ is/are: a)  accepted or b)  objected to by the Examiner.  
Applicant may not request that any objection to the drawing(s) be held in abeyance. See 37 CFR 1.85(a).  
Replacement drawing sheet(s) including the correction is required if the drawing(s) is objected to. See 37 CFR 1.121(d).

## Priority under 35 U.S.C. § 119

- 12)  Acknowledgment is made of a claim for foreign priority under 35 U.S.C. § 119(a)-(d) or (f).

### Certified copies:

- a)  All    b)  Some\*\*    c)  None of the:
1.  Certified copies of the priority documents have been received.
2.  Certified copies of the priority documents have been received in Application No. \_\_\_\_\_.
3.  Copies of the certified copies of the priority documents have been received in this National Stage application from the International Bureau (PCT Rule 17.2(a)).

\*\* See the attached detailed Office action for a list of the certified copies not received.

## Attachment(s)

- 1)  Notice of References Cited (PTO-892)
- 2)  Information Disclosure Statement(s) (PTO/SB/08a and/or PTO/SB/08b)  
Paper No(s)/Mail Date ALL IDS
- 3)  Interview Summary (PTO-413)  
Paper No(s)/Mail Date. \_\_\_\_\_
- 4)  Other: \_\_\_\_\_

## DETAILED ACTION

1. This Office Action is in response to the request to continued examination, filed on August 25, 2017. Primary Examiner acknowledges Claims 1-13 and 15-30 are pending in this application, with Claims 5 having been currently amended, Claims 16-30 having been newly added, and Claim 14 having been cancelled.
2. The present application is being examined under the pre-AIA first to invent provisions.

### ***Continued Examination Under 37 CFR 1.114***

3. A request for continued examination under 37 CFR 1.114, including the fee set forth in 37 CFR 1.17(e), was filed in this application after allowance or after an Office action under *Ex Parte Quayle*, 25 USPQ 74, 453 O.G. 213 (Comm'r Pat. 1935). Since this application is eligible for continued examination under 37 CFR 1.114, and the fee set forth in 37 CFR 1.17(e) has been timely paid, prosecution in this application has been reopened pursuant to 37 CFR 1.114. Applicant's submission filed on August 25, 2017 has been entered.

### ***Claim Rejections - 35 USC § 103***

4. The following is a quotation of pre-AIA 35 U.S.C. 103(a) which forms the basis for all obviousness rejections set forth in this Office action:

(a) A patent may not be obtained though the invention is not identically disclosed or described as set forth in section 102, if the differences between the subject matter sought to be patented and the prior art are such that the subject matter as a whole would have been obvious at the

Art Unit: 3778

time the invention was made to a person having ordinary skill in the art to which said subject matter pertains. Patentability shall not be negated by the manner in which the invention was made.

5. Claims 1, 2, 5, 6, 8, 10, 12, 23, and 30 are rejected under pre-AIA 35 U.S.C.

103(a) as being unpatentable over Dali (4,367,735) in view of Bartels et al. (4,621,632).

As to Claim 10, Dali discloses a nasal cannula (1) configured to deliver gases (via "respirator" Column 5, Lines 22-25) to a user (via "nostrils of a neonatal patient" Column 3, Lines 60-65), the nasal cannula (1) comprising: a prong part body (3) having a first end with two openings (5), a second end with a single opening (11), and an outer surface extending between the two openings (5) of the first end and the single opening (11) of the second end and having at least a curved user-side portion (defined by the curvature of Figures 1, 3, and 4) facing toward a user's face in use, the user-side portion curving inwardly toward an interior of the prong part body (3); and two prongs (7) extending from and integrally formed with the first end of the prong part body (via 5), the prongs (7) being spaced from each other and being shaped to fit within corresponding nares of a user (via "nostrils of a neonatal patient" Column 3, Lines 60-65) to deliver gases (via "respirator" Column 5, Lines 22-25) thereto in use, and the second end of the prong part body (3) being disposed opposite the first end and being configured to receive gases (via 29, Column 5, Lines 22-25). Yet, Dali does not expressly disclose the gases are humidified. Bartels teaches a respirator in combination with a humidifier for preventing "drying out of the mucous membranes...to lessen the change of injury to delicate tissues and thereby reduce the possibility of an obstruction in the patient's breathing passage" (Column 1, Lines 15-35). Therefore, it would have been obvious to one having ordinary skill in the art to modify the respirator of Dali to be used in

Art Unit: 3778

combination with a humidifier thereby providing humidified gases, as taught by Bartels to prevent drying out of the mucous membranes during treatment.

As to Claims 1, 2, 6, 12, 23, and 30, the modified Dali, specifically Dali discloses a body part (27) having a first end (31) and a second end (29), wherein the second end of the prong part (11) is configured to be connected to the first end (31) of the body part, and the second end (29) of the body part is configured to be coupled to a conduit (via "hose...respirator" Column 5, Lines 22-25) to supply humidified gases to the nasal cannula (1), and the air flowing through the body part (27) being in the same direction as the prongs (7) from the body part (3), the body part (27) further comprising an outer surface having a curved user side portion (defined by the curvature of Figures 1, 3, and 4) toward the user's face in use, the user side portion curving inward toward an interior of the body part (27).

As to Claim 5, the modified Dali, specifically Dali discloses the prongs (7) have a flange (9) proximate but spaced from the ends of the prongs (7). (Column 4, Lines 5-32).

As to Claim 8, the modified Dali, specifically Dali discloses a prong part (3) which is made of a "soft rubber-like elastomeric material" that is coupled to a more rigid body part (27). (Column 5, Lines 5-10).

Art Unit: 3778

6. Claims 7, 11 and 13 are rejected under pre-AIA 35 U.S.C. 103(a) as being unpatentable over Dali (4,367,735) in view of Bartels et al. (4,621,632), as applied to claims 10 and 12, and further in view of Dali (3,682,171).

As to Claims 7, 11 and 13, the modified Dali, specifically Dali discloses a prong part (3) which is made of a "soft rubber-like elastomeric material" that is coupled to a more rigid body part (27). (Column 5, Lines 5-10). Yet, the modified Dali does not expressly disclose the material composition of the prong part (3) being made of silicone. Dali '171 teaches the use of "soft plastic material such as vinyl or plastisol or from silicone rubber" are well known material compositions of nasal cannulas to provide a patient comfort. (Summary). Therefore, it would have been obvious to one having ordinary skill in the art to modify the material of Dali to include the use of silicone rubber, as taught by Dali '171 as a material composition suitable for providing patient comfort in nasal cannulas.

7. Claims 9, 15, and 29 are rejected under pre-AIA 35 U.S.C. 103(a) as being unpatentable over Dali (4,367,735) in view of Bartels et al. (4,621,632), as applied to Claims 1 and 10, and further in view of Thomlinson et al. (2005/0011524).

As to Claims 9, 15, and 29, the modified Dali, specifically Dali discloses a body part (27); yet, does not expressly disclose a plurality of apertures for venting gases. Thomlinson teaches a body part (16) having a plurality of apertures (22) for venting exhalation gases (Paragraph 0204, 0209, 0216, 0278-0288). Therefore, it would have been obvious to one having ordinary skill in the art to modify the body part of the

Art Unit: 3778

modified Dali to include exhalation ports, as taught by Thomlinson for the purpose of permitting gases to be exhaled from the body part.

8. Claims 10 and 26-28 are rejected under pre-AIA 35 U.S.C. 103(a) as being unpatentable over Gwaltney (5,595,174) in view of Bartels et al. (4,621,632).

As to Claim 10, Gwaltney discloses a nasal cannula (Figures 3 and 4) configured to deliver gases (via 15) to a user ("nostrils" Abstract), the nasal cannula (Figures 3 and 4) comprising: a prong part body (10) having a first end with two openings (defined by the right side of 10 leading to prongs 16), a second end with a single opening (via lumen 15), and an outer surface extending between the two openings (defined by the right side of 10 leading to prongs 16) of the first end and the single opening (via lumen of 15) of the second end and having at least a curved user-side portion (defined by the circular nature of the 10 and/or 18/18) facing toward a user's face in use, the user-side portion curving inwardly toward an interior of the prong part body (10); and two prongs (16) extending from and integrally formed with the first end of the prong part body (10), the prongs (16) being spaced from each other and being shaped to fit within corresponding nares of a user ("nostrils" Abstract) to deliver gases (via lumen of 15) thereto in use, and the second end of the prong part body (10) being disposed opposite the first end and being configured to receive gases (via lumen of 15). Yet, Gwaltney does not expressly disclose the gases are humidified. Bartels teaches a nasal interface wherein a respirator is used in combination with a humidifier for preventing "drying out of the mucous membranes...to lessen the change of injury to delicate tissues and thereby



Art Unit: 3778

reduce the possibility of an obstruction in the patient's breathing passage" (Column 1, Lines 15-35). Therefore, it would have been obvious to one having ordinary skill in the art to modify the gas source of Gwaltney to be a humidifying respirator, as taught by Bartels to prevent drying out of the mucous membranes during treatment.

As to Claim 26-28, the modified Gwaltney, specifically Gwaltney discloses the two openings of the prongs (16) are angled towards each other (Figures 3 and 4) and include curved user-side portions (18/18).

9. Claims 10, 11, 16-25, and 30 are rejected under pre-AIA 35 U.S.C. 103(a) as being unpatentable over Wood (2005/0121037) in view of Bartels et al. (4,621,632).

As to Claim 10, Wood discloses a nasal cannula (100) configured to deliver gases (via "ventilation source" Paragraph 0024) to a user (via "nares" Paragraph 0025), the nasal cannula (100) comprising: a prong part body (44) having a first end with two openings (via passageway of 26), a second end with a single opening (via 18), and an outer surface extending between the two openings (via passageway of 26) of the first end and the single opening (via 18) of the second end and having at least a curved user-side portion (Figures 1-4) facing toward a user's face in use, the user-side portion curving inwardly ("small outward curve 58" Paragraph 0029) toward an interior of the prong part body (44); and two prongs (30) extending from and integrally formed with the first end of the prong part body (via passageway of 26), the prongs (30) being spaced from each other and being shaped to fit within corresponding nares of a user ("nares" Paragraph 0025) to deliver gases (via "ventilation source" Paragraph 0024) thereto in

Art Unit: 3778

use, and the second end of the prong part body (via 18) being disposed opposite the first end and being configured to receive gases (via "ventilation source" Paragraph 0024). Yet, Wood does not expressly disclose the gases are humidified. Bartels teaches a respirator in combination with a humidifier for preventing "drying out of the mucous membranes...to lessen the change of injury to delicate tissues and thereby reduce the possibility of an obstruction in the patient's breathing passage" (Column 1, Lines 15-35). Therefore, it would have been obvious to one having ordinary skill in the art to modify the respirator of Wood to be used in combination with a humidifier thereby providing humidified gases, as taught by Bartels to prevent drying out of the mucous membranes during treatment.

As to Claim 11, the modified Wood, specifically Wood discloses the prong part (44) is made of silicone ("silicone" Claim 8) and is coupled to a more rigid body part ("feed tube connection 6...swivel 8" Paragraph 0024). The very nature of the use of a swivel requires the ability of material composition to be resistant to the sheer stress and moment forces applied by the action of the torsional movement of swiveling. Consequently, the structure must inherently be more rigid than the soft silicone material used in the nasal cannula to be conformed into the nasal prongs.

As to Claim 16-22, the modified Wood, specifically Wood discloses a body part ("feed tube connection 6...swivel 8" Paragraph 0024) being connected to a headgear arrangement (4) configured to position the prongs having left and right headgear extensions (via 10 and 12, respectively) on the left and right peripheral sides of the body part ("feed tube connection 6...swivel 8" Paragraph 0024). Regarding the second

Art Unit: 3778

headgear extensions, the headgear arrangement (4) also extends circumferentially around the head of the user (Figures 1 and 2) by the connection of 14.

As to Claims 23-25, and 30, the modified Wood, specifically Wood discloses a body part ("feed tube connection 6...swivel 8" Paragraph 0024). The very nature of the use of a swivel requires the ability of material composition to be resistant to the sheer stress and moment forces applied by the action of the torsional movement of swiveling. Consequently, the structure must inherently be more rigid than the soft silicone material used in the nasal cannula to be conformed into the nasal prongs. Additionally, by convention swivel joints are made by ball joints.

10. Claims 1-3, 5-7, 10-12, and 16-22 are rejected under pre-AIA 35 U.S.C. 103(a) as being unpatentable over Wilkie et al. (7,201,169) in view of Bartels et al. (4,621,632).

As to Claim 10, Wilkie discloses a nasal cannula (Figures 12 and 14) configured to deliver gases ("air delivery pipe" Column 7, Lines 5-10) to a user ("nostrils" Column 9, Lines 1-11), the nasal cannula (Figures 12 and 14) comprising: a prong part body (72) having a first end with two openings (76), a second end with a single opening (via base of 72), and an outer surface extending between the two openings (76) of the first end and the single opening (via base 72) of the second end and having at least a curved user-side portion ("bubble membrane" Figures 12-14) facing toward a user's face in use, the user-side portion curving inwardly ("bubble membrane" Figures 12-14) toward an interior of the prong part body (72); and two prongs (74/90) extending from and integrally formed with the first end of the prong part body, the prongs (74/90) being

Art Unit: 3778

spaced from each other and being shaped to fit within corresponding nares of a user ("nostrils" Column 9, Lines 1-11) to deliver gases ("air delivery pipe" Column 7, Lines 5-10) thereto in use, and the second end of the prong part body (via base of 72) being disposed opposite the first end and being configured to receive gases ("air delivery pipe" Column 7, Lines 5-10). Yet, Wilkie does not expressly disclose the gases are humidified. Bartels teaches a respirator in combination with a humidifier for preventing "drying out of the mucous membranes...to lessen the change of injury to delicate tissues and thereby reduce the possibility of an obstruction in the patient's breathing passage" (Column 1, Lines 15-35). Therefore, it would have been obvious to one having ordinary skill in the art to modify the source of gas connected to the air delivery tube of Wilkie to be used in combination with a humidifier thereby providing humidified gases, as taught by Bartels to prevent drying out of the mucous membranes during treatment.

As to Claims 7 and 11, the modified Wilkie, specifically Wilkie discloses the prong part ("bubble may be made from a flexible elastomeric material (such as silastic)" Column 8, Lines 22-30 and "prong is...made of silastic" Column 7, Lines 15-20). Silastic is (a portmanteau of 'silicone' and 'plastic') is a trademark registered in 1948 by Dow Corning Corporation for flexible, inert silicone elastomer.

As to Claims 1, 2, and 12, the modified Wilkie, specifically Wilkie discloses a body part (18) having a first end (for attachment to the prong body part 72) and a second end (via 36, "air delivery pipe" Column 7, Lines 5-10) and the air flowing through the body part (18) is in the same direction as the prong body part (72) and a user-side portion having a curvature (Figures 2 and 8) toward the interior of the body part (18).

As to Claims 3 and 16-22, the modified Wilkie, specifically Wilkie discloses first and second headgear extensions (both sides of 12/14/16) for engaging with a head strap (110) disposed on the left and right side.

As to Claim 5, the modified Wilkie, specifically Wilkie discloses two prongs (74/90) wherein the prongs (74/90) includes flanges (92, “expanded bubble portion 92 which in use expands and seals within a patient's nostril.” Column 9, Lines 5-10).

As to Claim 6, the modified Wilkie, specifically Wilkie discloses the second end is coupled to a conduit (via 36, “air delivery pipe” Column 7, Lines 5-10).

11. Claims 9, 15, and 29 are rejected under pre-AIA 35 U.S.C. 103(a) as being unpatentable over Wilkie et al. (7,201,169) in view of Bartels et al. (4,621,632), as applied to Claims 1 and 10, and further in view of Thomlinson et al. (2005/0011524).

As to Claims 9, 15, and 29, the modified Wilkie, specifically Wilkie discloses a body part (18); yet, does not expressly disclose a plurality of apertures for venting gases. Thomlinson teaches a body part (16) having a plurality of apertures (22) for venting exhalation gases (Paragraph 0204, 0209, 0216, 0278-0288). Therefore, it would have been obvious to one having ordinary skill in the art to modify the body part of the modified Wilkie to include exhalation ports, as taught by Thomlinson for the purpose of permitting gases to be exhaled from the body part.

***Response to Arguments***

12. Applicant's arguments with respect to claims have been considered but are moot because the arguments do not apply to any of the references being used in the current rejection.

***Conclusion***

Any inquiry concerning this communication or earlier communications from the examiner should be directed to ANNETTE DIXON whose telephone number is (571)272-3392. The examiner can normally be reached on Monday thru Friday 0630 to 1500.

Examiner interviews are available via telephone, in-person, and video conferencing using a USPTO supplied web-based collaboration tool. To schedule an interview, applicant is encouraged to use the USPTO Automated Interview Request (AIR) at <http://www.uspto.gov/interviewpractice>.

If attempts to reach the examiner by telephone are unsuccessful, the examiner's supervisor, Jackie Ho can be reached on (571) 272-4696. The fax phone number for the organization where this application or proceeding is assigned is 571-273-8300.

Art Unit: 3778

Information regarding the status of an application may be obtained from the Patent Application Information Retrieval (PAIR) system. Status information for published applications may be obtained from either Private PAIR or Public PAIR. Status information for unpublished applications is available through Private PAIR only. For more information about the PAIR system, see <http://pair-direct.uspto.gov>. Should you have questions on access to the Private PAIR system, contact the Electronic Business Center (EBC) at 866-217-9197 (toll-free). If you would like assistance from a USPTO Customer Service Representative or access to the automated information system, call 800-786-9199 (IN USA OR CANADA) or 571-272-1000.

Annette F Dixon  
Primary Examiner  
Art Unit 3778

/ANNETTE DIXON/  
Primary Examiner, Art Unit 3778

<b>Notice of References Cited</b>	Application/Control No. 14/333,134	Applicant(s)/Patent Under Reexamination MCAULEY ET AL.	
	Examiner ANNETTE DIXON	Art Unit 3778	Page 1 of 1

**U.S. PATENT DOCUMENTS**

*		Document Number Country Code-Number-Kind Code	Date MM-YYYY	Name	CPC Classification	US Classification
*	A	US-2005/0011524 A1	01-2005	Thomlinson, Marguerite	A61M16/0666	128/207.18
*	B	US-4,367,735 A	01-1983	Dali; Carmelo	A61M16/0666	128/203.22
*	C	US-7,201,169 B2	04-2007	Wilkie; Paul	A61M16/06	128/207.13
*	D	US-4,621,632 A	11-1986	Bartels; Harold U.	A61M16/1075	128/203.17
*	E	US-2005/0121037 A1	06-2005	Wood, Thomas J.	A61M16/0666	128/207.18
*	F	US-5,595,174 A	01-1997	Gwaltney; Max R.	A61M16/0666	128/201.13
*	G	US-3,682,171 A	08-1972	Dali; Carmelo P.	A61M16/0688	128/207.18
	H	US-				
	I	US-				
	J	US-				
	K	US-				
	L	US-				
	M	US-				

**FOREIGN PATENT DOCUMENTS**

*		Document Number Country Code-Number-Kind Code	Date MM-YYYY	Country	Name	CPC Classification
	N					
	O					
	P					
	Q					
	R					
	S					
	T					

**NON-PATENT DOCUMENTS**

*		Include as applicable: Author, Title Date, Publisher, Edition or Volume, Pertinent Pages)
	U	
	V	
	W	
	X	

\*A copy of this reference is not being furnished with this Office action. (See MPEP § 707.05(a).)  
Dates in MM-YYYY format are publication dates. Classifications may be US or foreign.



<b>INFORMATION DISCLOSURE STATEMENT BY APPLICANT</b>	Application No.	14/333,134
	Filing Date	July 16, 2014
	First Named Inventor	Alastair Edwin McAuley
	Art Unit	3778
<i>(Multiple sheets used when necessary)</i>	Examiner	Annette Fredricka Dixon
SHEET 1 OF 9	Attorney Docket No.	FPHCR.112C1

FOREIGN PATENT DOCUMENTS						
Examiner Initials	Cite No.	Foreign Patent Document <i>Country Code-Number-Kind Code</i> Example: JP 1234567 A1	Publication Date MM-DD-YYYY	Name	Pages, Columns, Lines Where Relevant Passages or Relevant Figures Appear	T <sup>1</sup>
	1	CA 131 16 62	12-22-1992	New England Thermoplastics, Inc.		
	2	CN1784250	06-07-2006	Resmed Ltd.		
	3	CN 1988930 A	06-27-2007	Resmed Ltd.		X-abstract
	4	CN 1901961 A	01-24-2007	Resmed Ltd.		X-abstract
	5	CN 217 253 8	07-20-1994	Suda Telecommunications Applia		X-abstract
	6	CN 101541380	09-23-2009	RIC Investments LLC		X-abstract
	7	CN 101214402	07-09-2008	Resmed Ltd.		X-abstract
	8	DE 19603949	11-12-1998	Auergesellschaft GmbH		
	9	DE 102006011151	09-13-2007	Weinmann Gerate Fur Medizn GMBH & Co., KG		
	10	DE 10312881 B3	05-06-2004	Dragerwerk AG		
	11	DE 895692	11-05-1953	Neue Argus Gesellschaft M.B.H.		
	12	EP 0747078	12-11-1996	Respironics, Inc.		
	13	EP 1488820	09-23-2009	RIC Investments		
	14	EP1646910	08-19-2015	CareFusion 202, Inc.		
	15	EP 2 130 563 A1	12-09-2009	Resmed Limited		
	16	FR2658725	08-30-1991	Barthou		
	17	FR2749176	12-05-1997	Midi Oxygene		
	18	GB 979357	01-01-1965	Minister of Aviation		
	19	GB 1 467 828	03-23-1977	Laerdal		
	20	GB 190 224 431	12-24-1902	Emery		
	21	GB 2173274	12-04-1997	Ruesch Willy AG		
	22	GB 880 824	10-25-1961	Oxygenaire London Ltd.		
	23	GB 2133275	07-25-1984	Draegerwerk AG		
	24	JP H09-010311	01-14-1997	Respironics Inc.		X-abstract
	25	JP 2004-016488	01-22-2004	Koken KK		X-abstract
	26	JP 2005-529687	10-06-2005	MAP Medizin Technologie GmbH		X-abstract

Examiner Signature	<b>/Annette Dixon/ (09/12/2017)</b>	Date Considered	<b>09/12/2017</b>
--------------------	-------------------------------------	-----------------	-------------------

\*Examiner: Initial if reference considered, whether or not citation is in conformance with MPEP 609. Draw line through citation if not in conformance and not considered. Include copy of this form with next communication to applicant.

T<sup>1</sup> - Place a check mark in this area when an English language Translation is attached.

ALL REFERENCES CONSIDERED EXCEPT WHERE LINED THROUGH. /AD/

<b>INFORMATION DISCLOSURE STATEMENT BY APPLICANT</b>	Application No.	14/333,134	
	Filing Date	July 16, 2014	
	First Named Inventor	Alastair Edwin McAuley	
	Art Unit	3778	
<i>(Multiple sheets used when necessary)</i>		Examiner	Annette Fredricka Dixon
SHEET 2 OF 9		Attorney Docket No.	FPHCR.112C1

FOREIGN PATENT DOCUMENTS						
Examiner Initials	Cite No.	Foreign Patent Document Country Code-Number-Kind Code Example: JP 1234567 A1	Publication Date MM-DD-YYYY	Name	Pages, Columns, Lines Where Relevant Passages or Relevant Figures Appear	T <sup>1</sup>
	27	JP 2007-516750	06-28-2007	Resmed Ltd.		X-abstract
	28	JP 2007-527271	09-27-2007	Viasys Healthcare Inc.		X-abstract
	29	WO 1998/04311	02-05-1998	Netzer		
	30	WO 98/018514	05-07-1998	Sleepnet, Corp.		
	31	WO 1998/04310	02-05-1998	Resmed Limited		
	32	WO 1998/57691	12-23-1998	Resmed Limited		
	33	WO 99/04842 A1	02-04-1999	Respironics Georgia Inc		
	34	WO 99/058181	11-18-1999	Goldstein		
	35	WO 2000/050122	08-31-2000	Cabot Safety Intermediate Corporation		
	36	WO 2000/057942	10-05-2000	Resmed Ltd.		
	37	WO 2000/069497	11-23-2000	Mallinckrodt Inc.		
	38	WO 2000/074758	12-14-2000	Sleep-Net Corporation		
	39	WO 2000/078384	12-28-2000	Resmed Ltd.		
	40	WO 2001/000266	01-04-2001	Mallinckrodt Inc.		
	41	WO 2001/062326	08-30-2001	Map Medizintechnik Fur Artzt Und Patient GmbH & Co. KG		
	42	WO 01/97892A1	12-27-2001	Australian Centre for Advanced Medical Technology LTD		
	43	WO 2002/047749	06-20-2002	Resmed Limited		
	44	WO 2003/035156	05-01-2003	Map Medizin-Technologie GmbH		
	45	WO 2004/022147	03-18-2004	Resmed Limited		
	46	WO 2004/007010	01-22-2004	Fisher & Paykel Healthcare Limited		
	47	WO 2004/041341	05-21-2004	Resmed Ltd.		
	48	WO 2004/041342	05-21-2004	Resmed Limited		
	49	WO 2004/073778	09-02-2004	Resmed Ltd.		
	50	WO 2005/021075	03-10-2005	Fisher & Paykel Healthcare Limited		
	51	WO 2005/051468	06-09-2005	Resmed Limited		

Examiner Signature /Annette Dixon/ (09/12/2017)	Date Considered 09/12/2017
-------------------------------------------------	----------------------------

\*Examiner: Initial if reference considered, whether or not citation is in conformance with MPEP 609. Draw line through citation if not in conformance and not considered. Include copy of this form with next communication to applicant.

T<sup>1</sup> - Place a check mark in this area when an English language Translation is attached.

ALL REFERENCES CONSIDERED EXCEPT WHERE LINED THROUGH. /AD/

<b>INFORMATION DISCLOSURE STATEMENT BY APPLICANT</b>	Application No.	14/333,134	
	Filing Date	July 16, 2014	
	First Named Inventor	Alastair Edwin McAuley	
	Art Unit	3778	
<i>(Multiple sheets used when necessary)</i>		Examiner	Annette Fredricka Dixon
SHEET 3 OF 9		Attorney Docket No.	FPHCR.112C1

FOREIGN PATENT DOCUMENTS						
Examiner Initials	Cite No.	Foreign Patent Document Country Code-Number-Kind Code Example: JP 1234567 A1	Publication Date MM-DD-YYYY	Name	Pages, Columns, Lines Where Relevant Passages or Relevant Figures Appear	T <sup>1</sup>
	52	WO 2005/079726	09-01-2005	Fisher & Paykel Healthcare Limited		
	53	WO 2005/086946	09-22-2005	Respironics, Inc.		
	54	WO 2005/123166	12-29-2005	Resmed Limited		
	55	WO 2006/000046	01-05-2006	Resmed Limited		
	56	WO 2006/069415	07-06-2006	Resmed Limited		
	57	WO 2006/074515	07-20-2006	Resmed Limited		
	58	WO 2006/096924	09-21-2006	Resmed Limited		
	59	WO 2006/130903	12-14-2006	Resmed Limited		
	60	WO 2007/006089	01-18-2007	Resmed Limited		
	61	WO 2007/022562 A1	03-01-2007	Compumedics Limited		
	62	WO 2007/041786	04-19-2007	Resmed Ltd.		
	63	WO 2007/041751	04-19-2007	Resmed Limited		
	64	WO 2007/045008	04-26-2007	Resmed Limited		
	65	WO 2007/048174	05-03-2007	Resmed Ltd.		
	66	WO 2007/147088 A2	12-21-2007	Ric Investments LLC		
	67	WO 2008/007985 A1	01-17-2008	Fisher & Paykel Healthcare Limited		
	68	WO 2008/030831	03-13-2008	RIC Investments, LLC		
	69	WO 2008/060295	05-22-2008	Mergenet Medical Inc.		
	70	WO 2008/068966	06-12-2008	Teijin Pharma Limited		X
	71	WO 2008/070929 A1	06-19-2008	Resmed Ltd.		
	72	WO 2008/106716 A1	09-12-2008	Resmed Ltd		
	73	WO2008/148086	12-04-2008	Viasys Mfg Inc.		
	74	WO 2009/026627	03-05-2009	Resmed Limited		
	75	WO 2009/052560A1	04-30-2009	Resmed Ltd.		
	76	WO 2009/059353 A1	05-14-2009	Resmed Ltd.		
	77	WO 2009/092057 A1	07-23-2009	Menlo Life, Inc.		
	78	WO 2009/139647 A1	11-19-2009	Fisher & Paykel Healthcare Limited		

Examiner Signature	<b>/Annette Dixon/ (09/12/2017)</b>	Date Considered	<b>09/12/2017</b>
--------------------	-------------------------------------	-----------------	-------------------

\*Examiner: Initial if reference considered, whether or not citation is in conformance with MPEP 609. Draw line through citation if not in conformance and not considered. Include copy of this form with next communication to applicant.

<b>INFORMATION DISCLOSURE STATEMENT BY APPLICANT</b>	Application No.	14/333,134	
	Filing Date	July 16, 2014	
	First Named Inventor	Alastair Edwin McAuley	
	Art Unit	3778	
<i>(Multiple sheets used when necessary)</i>		Examiner	Annette Fredricka Dixon
SHEET 4 OF 9		Attorney Docket No.	FPHCR.112C1

FOREIGN PATENT DOCUMENTS						
Examiner Initials	Cite No.	Foreign Patent Document Country Code-Number-Kind Code Example: JP 1234567 A1	Publication Date MM-DD-YYYY	Name	Pages, Columns, Lines Where Relevant Passages or Relevant Figures Appear	T <sup>1</sup>
	79	WO 2010/066004	06-17-2010	Resmed Limited		
	80	WO 2011/014931	02-10-2011	Resmed Ltd.		
	81	WO 2011/059346	05-19-2011	Fisher & Paykel Healthcare Limited		
	82	WO 2012/052902	04-26-2012	Koninkl Philips NV		
	83	WO 2015/033287	03-12-2015	Koninkl Philips NV		
	84	WO 2017/049356	03-30-2017	Resmed Limited		
	85	WO 2017/049357	03-30-2017	Resmed Limited		

NON PATENT LITERATURE DOCUMENTS			
Examiner Initials	Cite No.	Include name of the author (in CAPITAL LETTERS), title of the article (when appropriate), title of the item (book, magazine, journal, serial, symposium, catalog, etc.), date, page(s), volume-issue number(s), publisher, city and/or country where published.	T <sup>1</sup>
	86	International Preliminary Report on Patentability (IPRP), International Application No. PCT/NZ2009/000219, mailed April 12, 2011, 9 pages.	
	87	International Search Report, International Application No. PCT/NZ2009/000219, mailed February 2, 2010, 3 pages.	
	88	English Translation of Chinese Examination Report; Application No. 2007800266164; 5 pages	
	89	English Translation of First Office Action for Chinese Application No. 201210080441.8 dated March 24, 2014, in 4 pages.	
	90	Examination Report; Australian Application No. 2007273324; dated May 22, 2012; 3 pages	
	91	International Search Report for International Application No. PCT/NZ2007/000185, dated October 31, 2007, in 3 pages.	
	92	International Search Report for International Application No. PCT/NZ2014/000021; filed dated May 20, 2014	
	93	Second Chinese Office Action for Chinese Patent Application No. 201210080441.8 dated December 1, 2014 in 11 pages (with English translation).	
	94	Australian Examination Report for Patent Application No. 2012265597 dated December 19, 2013, in 5 pages.	
	95	Canadian Examination Report for Application No. 2655839 dated October 4, 2013, in 2 pages.	
	96	English Translation of Chinese Examination Report; Chinese Application No. 2007800266164; 5 pages	

Examiner Signature	<u>/Annette Dixon/ (09/12/2017)</u>	Date Considered	<u>09/12/2017</u>
--------------------	-------------------------------------	-----------------	-------------------

\*Examiner: Initial if reference considered, whether or not citation is in conformance with MPEP 609. Draw line through citation if not in conformance and not considered. Include copy of this form with next communication to applicant.

T<sup>1</sup> - Place a check mark in this area when an English language Translation is attached.

ALL REFERENCES CONSIDERED EXCEPT WHERE LINED THROUGH. /AD/

<b>INFORMATION DISCLOSURE STATEMENT BY APPLICANT</b>	Application No.	14/333,134
	Filing Date	July 16, 2014
	First Named Inventor	Alastair Edwin McAuley
	Art Unit	3778
<i>(Multiple sheets used when necessary)</i>	Examiner	Annette Fredricka Dixon
SHEET 5 OF 9	Attorney Docket No.	FPHCR.112C1

NON PATENT LITERATURE DOCUMENTS			
Examiner Initials	Cite No.	Include name of the author (in CAPITAL LETTERS), title of the article (when appropriate), title of the item (book, magazine, journal, serial, symposium, catalog, etc.), date, page(s), volume-issue number(s), publisher, city and/or country where published.	T <sup>1</sup>
	97	International Search Report; PCT/NZ2009/000072; dated July 28, 2009; 4 pages.	
	98	UK Search and Examination Report; March 14, 2013; Application No. GB1210075.6; 2 pages.	
	99	UK Examination Report; dated May 9, 2013; Application No. GB1119385.1; 4 pages.	
	100	Australian Examination Report; dated March 4, 2014; Application No. 2010246985; 5 pages	
	101	English Translation of JP Examination Report; dated February 10, 2014; Application No. 2012-510418; 4 pages	
	102	Chinese Examination Report; dated March 27, 2014; Chinese Application No. 201080028029.0; 16 pages	
	103	GB Combined Search and Examination Report; dated May 7, 2014; Application No. GB1406402.6; 6 pages	
	104	GB Combined Search and Examination Report; dated May 7, 2014; Application No. GB1406401.8; 4 pages	
	105	JP Examination Report, Application No. 2012-538784; 3 pages.	
	106	Australian Examination Report; dated August 14, 2015; Application No. 2015202814; 8 pages.	
	107	Chinese Examination Report; dated July 17, 2015; Application No. 201080061122.1; 10 pages.	
	108	Chinese Examination Report; dated September 14, 2015; Application No. 201080028029.0; 3 pages.	
	109	European Extended Search Report; dated September 4, 2015; Application No. 10830251.4; 7 pages.	
	110	European Extended Search Report; dated September 8, 2015; Application No. 10774623.2; 7 pages.	
	111	Japanese Examination Report; dated July 22, 2015; Application No. 2015-098324; 8 pages.	
	112	Japanese Examination Report; dated August 5, 2015; Application No. 2012-538784; 8 pages.	
	113	Australian Examination Report; dated September 28, 2016; Application No. 2010241390; 4 pages.	
	114	English Translation of Chinese Examination Report; dated September 3, 2014; Application No. 201080061122.1; 9 pages.	
	115	Second Chinese Office Action; dated January 19, 2015; Application No. 201080028029.0; 16 pages.	

Examiner Signature <b>/Annette Dixon/ (09/12/2017)</b>	Date Considered <b>09/12/2017</b>
--------------------------------------------------------	-----------------------------------

\*Examiner: Initial if reference considered, whether or not citation is in conformance with MPEP 609. Draw line through citation if not in conformance and not considered. Include copy of this form with next communication to applicant.

<b>INFORMATION DISCLOSURE STATEMENT BY APPLICANT</b>	Application No.	14/333,134
	Filing Date	July 16, 2014
	First Named Inventor	Alastair Edwin McAuley
	Art Unit	3778
<i>(Multiple sheets used when necessary)</i>	Examiner	Annette Fredricka Dixon
SHEET 6 OF 9	Attorney Docket No.	FPHCR.112C1

**NON PATENT LITERATURE DOCUMENTS**

Examiner Initials	Cite No.	Include name of the author (in CAPITAL LETTERS), title of the article (when appropriate), title of the item (book, magazine, journal, serial, symposium, catalog, etc.), date, page(s), volume-issue number(s), publisher, city and/or country where published.	T <sup>1</sup>
	<b>116</b>	EPO Search Report; dated April 2, 2014; Application No. 09819444.2; 8 pages	
	<b>117</b>	Australian Examination Report; dated August 5, 2016; Application No. 2016204384; 2 pages	
	<b>118</b>	Australian Examination Report; Application No. 20015201920; dated July 20, 2015; 3 pages	
	<b>119</b>	European Examination Report; Application No. 07808683.2; dated July 8, 2015; 8 pages	
	<b>120</b>	Canadian Examination Report; Application No. 2890556; dated January 27, 2016; 3 pages	
	<b>121</b>	Third Chinese Office Action; Application No. 201080061122.1; dated April 1, 2016; 5 pages	
	<b>122</b>	European Search Report and Written Opinion dated May 12, 2016; 11 pages	
	<b>123</b>	Canadian Office Action; Application No. 2,780,310; dated July 26, 2016; 4 pages	
	<b>124</b>	Japanese Office Action; Application No. 2012-538784; dated July 25, 2016; 2 pages	
	<b>125</b>	Canadian Office Action; Application No. 2918167; dated October 3, 2016; 4 pages	
	<b>126</b>	Declaration of Dr. John Izuchukwu, Ph.D., P.E., Patent No. 8,479,741, IPR Nos. 2016-1714 & 2016-1718	
	<b>127</b>	Declaration of Dr. John Izuchukwu, Ph.D., P.E., Patent No. 8,443,807, IPR Nos. 2016-1726 & 2016-1734	
	<b>128</b>	File History of U.S. Patent No. 8,443,807 to McAuley et al.	
	<b>129</b>	File History of U.S. Patent No. 8,479,741 to McAuley et al.	
	<b>130</b>	Fisher & Paykel MR810 Manual, Rev. C	
	<b>131</b>	Fisher & Paykel HC200 Series Nasal CPAP Blower & Heated Humidifier User Manual	
	<b>132</b>	HomeDepot.com – Ring Nut Sales Page (Retrieved October 16, 2015 from <a href="http://www.homedepot.com/p/Everbilt-1-2-in-Galvanized-HexNut-804076/204647893">http://www.homedepot.com/p/Everbilt-1-2-in-Galvanized-HexNut-804076/204647893</a> )	
	<b>133</b>	Malloy, Plastic Part Design for Injection Molding (1994)	
	<b>134</b>	Merriam-Webster's Collegiate Dictionary, Eleventh Edition (2004) (selected portions)	

Examiner Signature /Annette Dixon/ (09/12/2017)	Date Considered 09/12/2017
-------------------------------------------------	----------------------------

\***Examiner:** Initial if reference considered, whether or not citation is in conformance with MPEP 609. Draw line through citation if not in conformance and not considered. Include copy of this form with next communication to applicant.

T<sup>1</sup> - Place a check mark in this area when an English language Translation is attached.

ALL REFERENCES CONSIDERED EXCEPT WHERE LINED THROUGH. /AD/

<b>INFORMATION DISCLOSURE STATEMENT BY APPLICANT</b>	Application No.	14/333,134
	Filing Date	July 16, 2014
	First Named Inventor	Alastair Edwin McAuley
	Art Unit	3778
<i>(Multiple sheets used when necessary)</i>	Examiner	Annette Fredricka Dixon
SHEET 7 OF 9	Attorney Docket No.	FPHCR.112C1

NON PATENT LITERATURE DOCUMENTS			
Examiner Initials	Cite No.	Include name of the author (in CAPITAL LETTERS), title of the article (when appropriate), title of the item (book, magazine, journal, serial, symposium, catalog, etc.), date, page(s), volume-issue number(s), publisher, city and/or country where published.	T <sup>1</sup>
	135	Patent Owner's Complaint for Fisher & Paykel Healthcare Ltd. v. ResMed Corp., Case No. 3:16-cv-02068-GPC-WVG (S.D. Cal.)	
	136	Patent Owner's Complaint for Fisher & Paykel Healthcare Ltd. v. ResMed Corp., Case No. 2:16-cv-06099-R-AJW (C.D. Cal.)	
	137	Patent Owner's Notice of Voluntary Dismissal Without Prejudice for Fisher & Paykel Healthcare Ltd. v. ResMed Corp., Case No. 2:16- cv-06099-R-AJW (C.D. Cal.)	
	138	Petitioners' Complaint for ResMed Inc., et al. v. Fisher & Paykel Healthcare Corp. Ltd., et al., Case No. 3:16-cv-02072-JAH-MDD (S.D. Cal.)	
	139	Petitioners' Notice of Voluntary Dismissal Without Prejudice for ResMed Inc., et al. v. Fisher & Paykel Healthcare Corp. Ltd., et al., Case No. 3:16-cv-02072-JAH-MDD (S.D. Cal.)	
	140	Petition for Inter Partes Review of United States Patent No. 8,479,741 Pursuant to 35 U.S.C. §§ 311-19, 37 C.F.R. § 42, IPR2016-01714	
	141	Petition for Inter Partes Review of United States Patent No. 8,479,741 Pursuant to 35 U.S.C. §§ 311-19, 37 C.F.R. § 42, IPR2016-01718	
	142	Petition for Inter Partes Review of United States Patent No. 8,443,807 Pursuant to 35 U.S.C. §§ 311-19, 37 C.F.R. § 42, IPR2016-01726	
	143	Petition for Inter Partes Review of United States Patent No. 8,443,807 Pursuant to 35 U.S.C. §§ 311-19, 37 C.F.R. § 42, IPR2016-01734	
	144	ResMed FlexiFit web pages (Wayback Machine)	
	145	ResMed Webpage from June 29, 1997 (Source: Wayback Machine Internet Archive); <a href="http://web.archive.org/web/19970629053430/http://www.resmed.com/maskframes/mask.htm">http://web.archive.org/web/19970629053430/http://www.resmed.com/maskframes/mask.htm</a>	
	146	ResMed "Mirage Swift™ Nasal Pillows System from ResMed" publication, ©2004 ResMed Ltd.	
	147	ResMed "Mirage Swift™ Nasal Pillows System: User's Guide" publication, ©2004 ResMed Ltd.	
	148	ResMed "Mirage Vista™ Nasal Mask: Components Card" publication, ©2005 ResMed Ltd.	
	149	ResMed Origins Brochure (Retrieved April 17, 2016 from <a href="http://www.resmed.com/us/dam/documents/articles/resmedorigins.pdf">http://www.resmed.com/us/dam/documents/articles/resmedorigins.pdf</a> )	
	150	ResMed Ultra Mirage brochure	
	151	ResMed Ultra Mirage web pages (Wayback Machine)	
	152	Statutory Declaration made by Alistair Edwin McAuley, Apr. 9, 2015, in the matter of an Opposition by Fisher & Paykel Healthcare Limited of Australian patent application 2009221630 in the name of ResMed Limited	
	153	The American Heritage Dictionary of the English Language, Fourth Edition (2006) (selected portions)	

Examiner Signature <b>/Annette Dixon/ (09/12/2017)</b>	Date Considered <b>09/12/2017</b>
--------------------------------------------------------	-----------------------------------

\***Examiner:** Initial if reference considered, whether or not citation is in conformance with MPEP 609. Draw line through citation if not in conformance and not considered. Include copy of this form with next communication to applicant.

T<sup>1</sup> - Place a check mark in this area when an English language Translation is attached.

ALL REFERENCES CONSIDERED EXCEPT WHERE LINED THROUGH. /AD/

<b>INFORMATION DISCLOSURE STATEMENT BY APPLICANT</b>	Application No.	14/333,134	
	Filing Date	July 16, 2014	
	First Named Inventor	Alastair Edwin McAuley	
	Art Unit	3778	
<i>(Multiple sheets used when necessary)</i>		Examiner	Annette Fredricka Dixon
SHEET 8 OF 9		Attorney Docket No.	FPHCR.112C1

NON PATENT LITERATURE DOCUMENTS			
Examiner Initials	Cite No.	Include name of the author (in CAPITAL LETTERS), title of the article (when appropriate), title of the item (book, magazine, journal, serial, symposium, catalog, etc.), date, page(s), volume-issue number(s), publisher, city and/or country where published.	T <sup>1</sup>
	154	WeddingBands.com – Men's Wedding Ring Shopping Page (Retrieved October 16, 2015 from <a href="http://www.weddingbands.com/ProductPop_wedding_bands_metal/4_8214W.html">http://www.weddingbands.com/ProductPop_wedding_bands_metal/4_8214W.html</a> )	
	155	International Search Report; PCT/NZ2010/000229; dated March 18, 2011; 9 pages	
	156	Written Opinion of the International Searching Authority; PCT/NZ2010/000229; dated March 18, 2011; 13 pages	
	157	International Preliminary Report on Patentability and Written Opinion of the ISA; International Application No. PCT/NZ2010/000229; dated May 22, 2012; 14 pages	
	158	International Search Report; Application No. PCT/NZ2013/000138; dated December 4, 2013; 7 pages	
	159	Philips Respironics "System One Heated Humidifier-User Manual", 2011, pages 1-16, [retrivied on 11-25-2013] from the internet: URL: <a href="http://www.cpapxchange.com/cpap-machines-biap-machines/system-one-60-series-cpap-humidifier-manual.pdf">http://www.cpapxchange.com/cpap-machines-biap-machines/system-one-60-series-cpap-humidifier-manual.pdf</a> front cover, pages 3-4 and 6.	
	160	International Search Report; PCT/NZ2005/000062; dated May 27, 2005;3 pages.	
	161	Office Action in corresponding Australian Patent Application No. 2016202799, dated May 31, 2016, in 2 pages.	
	162	Office Action in corresponding Australian Patent Application No. 2016202801, dated June 20, 2016, in 2 pages.	
	163	Office Action in corresponding Indian Patent Application No. 5250/KOLNP/2008, dated May 23, 2017, in 8 pages.	
	164	Office Action in corresponding European Patent Application No. 09746823.5, dated April 3, 2017, in 2 pages.	
	165	Office Action in corresponding Australian Patent Application No. 2017201021, dated April 7, 2017, in 6 pages.	
	166	Office Action in corresponding Canadian Patent Application No. 2890556, dated November 28, 2016, in 4 pages.	
	167	Fisher & Paykel Interface Solutions Brochure	
	168	Flexifit Brochure, Full Face Delivery-FlexiFit™431	
	169	Flexifit, Series HC 431 Instructions for Use	
	170	Provisional Application, No. 61064406, 34 pages.	
	171	Provisional Application, No. 61071893, 43 pages.	
	172	Provisional Application, No. 61136617, 82 pages.	

Examiner Signature <b>/Annette Dixon/ (09/12/2017)</b>	Date Considered <b>09/12/2017</b>
--------------------------------------------------------	-----------------------------------

\***Examiner:** Initial if reference considered, whether or not citation is in conformance with MPEP 609. Draw line through citation if not in conformance and not considered. Include copy of this form with next communication to applicant.

T<sup>1</sup> - Place a check mark in this area when an English language Translation is attached.

ALL REFERENCES CONSIDERED EXCEPT WHERE LINED THROUGH. /AD/



<b>INFORMATION DISCLOSURE STATEMENT BY APPLICANT</b>	Application No.	14/333,134
	Filing Date	July 16, 2014
	First Named Inventor	Alastair Edwin McAuley
	Art Unit	3778
<i>(Multiple sheets used when necessary)</i>	Examiner	Annette Fredricka Dixon
SHEET 9 OF 9	Attorney Docket No.	FPHCR.112C1

NON PATENT LITERATURE DOCUMENTS			
Examiner Initials	Cite No.	Include name of the author (in CAPITAL LETTERS), title of the article (when appropriate), title of the item (book, magazine, journal, serial, symposium, catalog, etc.), date, page(s), volume-issue number(s), publisher, city and/or country where published.	T <sup>1</sup>
	173	Patent Owner Preliminary Response to Petition for Inter Partes Review of United States Patent No. 8,479,741, IPR2016-01714, filed December 14, 2016	
	174	Decision Denying Institution of Inter Partes Review of United States Patent No. 8,479,741 Pursuant to 37 C.F.R. § 42.108, IPR2016-01714, entered March 10, 2017	
	175	Patent Owner Preliminary Response to Petition for Inter Partes Review of United States Patent No. 8,479,741, IPR2016-01718, filed December 16, 2016	
	176	Decision Denying Institution of Inter Partes Review of United States Patent No. 8,479,741 Pursuant to 37 C.F.R. § 42.108, IPR2016-01718, entered March 13, 2017	
	177	Patent Owner Preliminary Response to Petition for Inter Partes Review of United States Patent No. 8,443,807, IPR2016-01726, filed December 13, 2016	
	178	Decision Denying Institution of Inter Partes Review of United States Patent No. 8,443,807 Pursuant to 37 C.F.R. § 42.108, IPR2016-01726, entered March 6, 2017	
	179	Patent Owner Preliminary Response to Petition for Inter Partes Review of United States Patent No. 8,443,807, IPR2016-01734, filed December 22, 2016	
	180	Decision Denying Institution of Inter Partes Review of United States Patent No. 8,443,807 Pursuant to 37 C.F.R. § 42.108, IPR2016-01734, entered March 13, 2017	


26568158

Examiner Signature	<b>/Annette Dixon/ (09/12/2017)</b>	Date Considered	<b>09/12/2017</b>
--------------------	-------------------------------------	-----------------	-------------------

\*Examiner: Initial if reference considered, whether or not citation is in conformance with MPEP 609. Draw line through citation if not in conformance and not considered. Include copy of this form with next communication to applicant.

T<sup>1</sup> - Place a check mark in this area when an English language Translation is attached.

ALL REFERENCES CONSIDERED EXCEPT WHERE LINED THROUGH. /AD/

<b>Search Notes</b>  	<b>Application/Control No.</b>  14333134	<b>Applicant(s)/Patent Under Reexamination</b>  MCAULEY ET AL.
	<b>Examiner</b>  ANNETTE DIXON	<b>Art Unit</b>  3778

<b>CPC- SEARCHED</b>		
<b>Symbol</b>	<b>Date</b>	<b>Examiner</b>
A61M16/06; A61M16/0616; A61M16/0633; A61M16/0666; A61M16/0683; A61M16/0825; A61M16/208; A61M2016/0661; A61M2210/0618; A61M2240/00; A63B2208/03; A63B33/00; Y10S128/912	9/27/16	afd
Updated Above Search	5/26/17	afd
Updated Above Search	9/14/17	afd

<b>CPC COMBINATION SETS - SEARCHED</b>		
<b>Symbol</b>	<b>Date</b>	<b>Examiner</b>

<b>US CLASSIFICATION SEARCHED</b>			
<b>Class</b>	<b>Subclass</b>	<b>Date</b>	<b>Examiner</b>
128	204.18,204.23,205.25,206.11,207.13,207.18,858,912	9/27/16	afd
Updated Above	Search	5/26/17	afd
Updated Above	Search	9/14/17	afd

\* See search history printout included with this form or the SEARCH NOTES box below to determine the scope of the search.


<b>SEARCH NOTES</b>		
<b>Search Notes</b>	<b>Date</b>	<b>Examiner</b>
Inventor Name Search	9/27/16	afd
Above search limited by text	9/27/16	afd

<b>INTERFERENCE SEARCH</b>		

--	--

<b>US Class/ CPC Symbol</b>	<b>US Subclass / CPC Group</b>	<b>Date</b>	<b>Examiner</b>
SAME AS ABOVE	See search history print out including PG-PUB database search	5/26/17	afd

--	--

<b>Index of Claims</b>  	<b>Application/Control No.</b> 14333134	<b>Applicant(s)/Patent Under Reexamination</b> MCAULEY ET AL.
	<b>Examiner</b> ANNETTE DIXON	<b>Art Unit</b> 3778

✓	<b>Rejected</b>
=	<b>Allowed</b>

-	<b>Cancelled</b>
÷	<b>Restricted</b>

N	<b>Non-Elected</b>
I	<b>Interference</b>

A	<b>Appeal</b>
O	<b>Objected</b>

Claims renumbered in the same order as presented by applicant
  CPA
  T.D.
  R.1.47

CLAIM		DATE							
Final	Original	09/27/2016	09/14/2017						
	1	✓	✓						
	2	✓	✓						
	3	✓	✓						
	4	✓	✓						
	5	✓	✓						
	6	✓	✓						
	7	✓	✓						
	8	✓	✓						
	9	✓	✓						
	10	✓	✓						
	11	✓	✓						
	12	✓	✓						
	13	✓	✓						
	14	✓	-						
	15	✓	✓						
	16		✓						
	17		✓						
	18		✓						
	19		✓						
	20		✓						
	21		✓						
	22		✓						
	23		✓						
	24		✓						
	25		✓						
	26		✓						
	27		✓						
	28		✓						
	29		✓						
	30		✓						

## EAST Search History

## EAST Search History (Prior Art)

Ref #	Hits	Search Query	DBs	Default Operator	Plurals	Time Stamp
L1	4	("4367735").PN.	US-PGPUB; USPAT; USOCR; FPRS; EPO; JPO; DERWENT; IBM_TDB	OR	OFF	2017/09/14 13:36
L2	105	burton.in. and "128".clas.	US-PGPUB; USPAT; USOCR; FPRS; EPO; JPO; DERWENT; IBM_TDB	OR	ON	2017/09/14 13:37
L3	0	burton.in. and "128".clas. and humidifer.detd.	US-PGPUB; USPAT; USOCR; FPRS; EPO; JPO; DERWENT; IBM_TDB	OR	ON	2017/09/14 13:38
L4	3	burton.in. and "128".clas. and humidifier.detd.	US-PGPUB; USPAT; USOCR; FPRS; EPO; JPO; DERWENT; IBM_TDB	OR	ON	2017/09/14 13:38
L5	165	("3257954"   "3337122"   "3612717"   "3805731"   "4061187"   "4404177"   "4463764"   "4653976"   "4796639"   "4799855"   "4887940"   "4930979"   "5235803"   "5485850"   "RE35295").PN. OR ("6349724").URPN.	US-PGPUB; USPAT; USOCR	OR	ON	2017/09/14 13:39
L6	67	"128".clas. and (humidifier and ventilator and (control adj panel)).detd.	US-PGPUB; USPAT; USOCR	OR	ON	2017/09/14 13:41
L7	132	((nasal with (cannula prong)) with (silicone)) and "128".clas.	US-PGPUB; USPAT; USOCR; FPRS; EPO; JPO; DERWENT; IBM_TDB	OR	ON	2017/09/14 14:10
L8	4	("5595174").PN.	US-PGPUB; USPAT; USOCR; FPRS; EPO; JPO; DERWENT;	OR	OFF	2017/09/14 14:36

			IBM_TDB			
L9	1	"22750500".FMI D.	US-PGPUB; USPAT; FPRS	OR	ON	2017/09/14 14:45
L11	1708	((mcualey prentice gleeson).in. near (alastair craig oliver) ) (fisher with paykel).as. (fisher with paykel).aanm.)	US-PGPUB; USPAT; USOCR; EPO; JPO; DERWENT; IBM_TDB	OR	ON	2017/09/14 17:07
L12	10	11 and ((nose nostril nasal nare cannula cannulae) with (prong pillow)).clm. and (humidify humidifier humidifying).clm.	US-PGPUB; USPAT; USOCR; EPO; JPO; DERWENT; IBM_TDB	OR	ON	2017/09/14 17:09
L13	8	11 and ((nose nostril nasal nare cannula cannulae) with (prong pillow)).clm. and (humidify humidifier humidifying).clm. and (headgear harness strap).clm.	US-PGPUB; USPAT; USOCR; EPO; JPO; DERWENT; IBM_TDB	OR	ON	2017/09/14 17:10
L14	5	11 and ((nose nostril nasal nare cannula cannulae) with (prong pillow)).clm. and (humidify humidifier humidifying).clm. and (headgear harness strap).clm. and (curve curved curving curvature).clm.	US-PGPUB; USPAT; USOCR; EPO; JPO; DERWENT; IBM_TDB	OR	ON	2017/09/14 17:11
L15	6	11 and ((nose nostril nasal nare cannula cannulae) with (prong pillow)).clm. and (humidify humidifier humidifying).clm. and (headgear harness strap).clm. and (curve curved curving curvature).dctd.	US-PGPUB; USPAT; USOCR; EPO; JPO; DERWENT; IBM_TDB	OR	ON	2017/09/14 17:12
L16	1	15 not 14	US-PGPUB; USPAT; USOCR; EPO; JPO; DERWENT; IBM_TDB	OR	ON	2017/09/14 17:12
L17	5	11 and ((nose nostril nasal nare cannula cannulae) with (prong pillow)).clm. and (humidify humidifier humidifying).clm. and (headgear harness strap).clm. and ((headgear harness strap) with exten\$).clm.	US-PGPUB; USPAT; USOCR; EPO; JPO; DERWENT; IBM_TDB	OR	ON	2017/09/14 17:13
L18	5	12 not 17	US-PGPUB; USPAT; USOCR; EPO; JPO; DERWENT; IBM_TDB	OR	ON	2017/09/14 17:16
S1	58	("6637434"   "20020096178"   "6651658"   "7201169"   "5148802"   "5477852"   "6679265"   "5595174"   "6431172"   "4753233"   "20020053347"   "20050011524"   "5533506"   "5595174"   "20050028822"   "4367735" "5113857"   "6298850"   "4915105"   "5245995"   "4782832"   "20030005933"	US-PGPUB; USPAT; USOCR; EPO; JPO; DERWENT; IBM_TDB	OR	ON	2011/08/09 14:20

		"20050205096"   "6478026"   "6561188"   "20040226566"   "20050028822"   "7207333"   "7210481").PN.				
S2	1171	("0007476"   "0077540"   "0396936"   "0428592"   "0443191"   "0603021"   "0701538"   "0718785"   "0759152"   "0812706"   "0838434"   "0853431"   "0855439"   "1109318"   "1125542"   "1155608"   "1158780"   "1162416"   "1176886"   "1192186"   "1206045"   "1221246"   "1270404"   "1322375"   "1362766"   "1443820"   "1610793"   "1632449"   "1823094"   "20010023640"   "20010029954"   "20020059935"   "20020162558"   "20040089303"   "2016212"   "2057397"   "2062325"   "2100374"   "2122897"   "2185997"   "2237954"   "2241535"   "2245969"   "2248477"   "2254854"   "2259817"   "2300273"   "2335936"   "2376871"   "2376971"   "2408136"   "2493326"   "2526586"   "2540567"   "2625155"   "2663297"   "2672138"   "2693178"   "2693182"   "2693800"   "2702089"   "2735432"   "2751906"   "2763263"   "2792000"   "2818861"   "2837090"   "2868196"   "2902033"   "2917045"   "2931356"   "2931358"   "3013556"   "3042035"   "3117574"   "3288138"   "3315672"   "3330273"   "3357428"   "3362404"   "3481339"   "3508543"   "3513844"   "3516407"   "3566862"   "3568678"   "3584621"   "3640282"   "3670726"   "3683907"   "3707151"   "3725953"   "3731678"   "3739774"   "3741208"   "3747597"   "3766924"   "3794036"   "3799164"   "3834383"   "3840006"   "3850176"   "3856051"   "3858615"   "3861385"   "3863630"   "3867946"   "3874380"   "3889671"   "3902486"   "3903893"   "3905335"   "3905361"   "3961627"   "3972327"   "4018221"   "4036221"   "4050466"   "4056104"   "4062357"   "4077404"   "4077779"   "4090518").PN. OR ("4106505"   "4114626"   "4151843"   "4154235"   "4156426"   "4167185"   "4178937"   "4201205"   "4210174"   "4216769"   "4221217"   "4226234"   "4231363"   "4235239"   "4239039"   "4248229"   "4249527"   "4249529"   "4266540"   "4267845"   "4270529"   "4273124"   "4278082"   "4284076"   "4312359"   "4327719"   "4334533"   "4337767"   "4347468"   "4354488"   "4367735"   "4369284"   "4406283"   "4412537"   "4414973"   "4417575"   "4421113"   "4422456"   "4430995"   "4446576"   "4454880"   "4458679"   "4465067"   "4469494"   "4477264"   "4478215"   "4491459"   "4493614"   "4506666"   "4537190"   "4538606"   "4549542"   "4570631"   "4572323"	US-PGPUB; USPAT; USOCR	OR	ON	2011/08/09 14:27

"4587967"	"4593688"	"4601465"
"4614186"	"4617637"	"4630614"
"4637386"	"4648397"	"4648398"
"4655213"	"4660555"	"4665570"
"4674134"	"4676241"	"4683869"
"4686974"	"4699139"	"4706664"
"4707863"	"4736741"	"4742824"
"4753233"	"4768235"	"4770169"
"4773411"	"4774946"	"4782832"
"4790308"	"4793343"	"4799477"
"4799526"	"4801308"	"4807617"
"4811730"	"4818320"	"4821736"
"4823788"	"4826510"	"4830008"
"4836200"	"4838257"	"4840169"
"4850346"	"4856118"	"4859217"
"4899740"	"4915103"	"4915104"
"4915105"	"4915106"	"4919128"
"4925464"	"4938212"	"4944310"
"4960121"	"4967742"	"4968329"
"4971051"	"4971609"	"4989271"
"4996983"	"5000173"	"5003631"
"5003633"	"5011474"	"5018519"
"5022900"	"5024219"	"5024220"
"5025805"	"5029572")	PN. OR
("5038772"	"5042478"	"5046491"
"5062420"	"5065756"	"5074297"
"5074892"	"5087118"	"5093940"
"5105807"	"5109839"	"5112367"
"5113857"	"5114441"	"5117818"
"5121745"	"5127397"	"5134995"
"5137017"	"5138722"	"5139510"
"5146914"	"5148802"	"5161525"
"5181506"	"5188101"	"5199424"
"5222486"	"5226410"	"5243971"
"5245995"	"5265592"	"5265595"
"5267556"	"5268021"	"5269296"
"5271391"	"5284134"	"5299599"
"5305742"	"5331691"	"5333608"
"5334646"	"5335656"	"5335659"
"5343878"	"5349949"	"5365922"
"5366541"	"5372130"	"5375593"
"5385141"	"5390373"	"5394568"
"5396885"	"5398676"	"5400776"
"5400781"	"5413625"	"5417205"
"5425359"	"5429683"	"5437267"
"5438979"	"5477852"	"5485836"
"5485837"	"5490504"	"5495848"
"5507535"	"5509409"	"5511541"
"5513634"	"5513635"	"5517986"
"5522382"	"5526806"	"5533506"
"5535739"	"5540223"	"5560354"
"5568808"	"5570684"	"5592938"
"5593478"	"5595174"	"5617849"
"5626151"	"5636630"	"5645054"
"5645058"	"5647357"	"5657752"
"5660174"	"5662101"	"5665104"
"5682881"	"5687715"	"5704345"
"5704916"	"5706801"	"5715813"
"5724965"	"5727580"	"5730778"
"5740795"	"5740799"	"5746201"
"5752510"	"5752511"	"5775335"
"5794619"	"5807423"	"5814130"
"5814131"	"5820656"	"5827358"
"5848591"	"5874897"	"5884624"



		"5890490"   "5891217"   "5893944"   "5896857"   "5906203").PN. OR ("5912422"   "5921239"   "5928189"   "5931159"   "5966745"   "5975081"   "5988165"   "6000395"   "6001057"   "6006748"   "6010317"   "6010555"   "6012455"   "6019101"   "6028514"   "6029660"   "6029665"   "6044844"   "6050940"   "6051050"   "6056804"   "6068680"   "6076520"   "6091973"   "6098205"   "6112746"   "6119694"   "6123072"   "6143056"   "6152135"   "6152137"   "6152991"   "6165133"   "6176538"   "6176897"   "6192886"   "6196223"   "6213955"   "6253778"   "6263874"   "6298850"   "6302107"   "6346139"   "6349724"   "6354293"   "6379312"   "6401487"   "6422240"   "6431172"   "6439234"   "6478026"   "6484725"   "6561193"   "6631718"   "D156060"   "D161337"   "D248497"   "D285496"   "D304384"   "D310431"   "D333015"   "D335322"   "D385960"   "D398987"   "D402755"   "D419658"   "D421298"   "D423096"   "D428987"   "RE35099"   "RE35339"   "RE36165").PN. OR ("2002/0053347"   "2002/0096178"   "2003/0005933"   "2004/0226566"   "2005/0011524"   "2005/0028822"   "2005/0205096"   "4367735"   "4753233"   "4782832"   "4915105"   "5113857"   "5148802"   "5245995"   "5477852"   "5533506"   "5595174"   "6298850"   "6431172"   "6478026"   "6561188"   "6637434"   "6651658"   "6679265"   "7201169"   "7207333"   "7210481").URPN.				
S3	61680	((nasal nose nare) with (cannula prong)) cannula)	US-PGPUB; USPAT; USOCR	OR	ON	2011/08/09 15:16
S4	4158	((nasal nose nare) with (cannula prong)) cannula) and "128".clas.	US-PGPUB; USPAT; USOCR	OR	ON	2011/08/09 15:16
S5	2375	((nasal nose nare) with (cannula prong)) cannula) and "128".clas. and @ad<="20040223"	US-PGPUB; USPAT; USOCR	OR	ON	2011/08/09 15:16
S6	12	("20100252044"   "6626177"   "6581601"   "20070074724"   "20030200970"   "7578294"   "7874293"   "20040065330"   "5193532"   "20050011524"   "4915105"   "4782832").PN.	US-PGPUB; USPAT; USOCR	OR	ON	2011/08/09 15:41
S7	2453	angled with (prong cannula)	US-PGPUB; USPAT; USOCR; EPO; JPO; DERWENT; IBM_TDB	OR	ON	2011/08/10 09:30
S8	135	S7 and "128".clas.	US-PGPUB; USPAT; USOCR; EPO; JPO;	OR	ON	2011/08/10 09:30

			DERWENT; IBM_TDB			
S9	71	S7 and "128".clas. and @ad<="20040223"	US-PGPUB; USPAT; USOCR; EPO; JPO; DERWENT; IBM_TDB	OR	ON	2011/08/10 09:30
S10	38	angled with (prong pillow cannula) with (nose nasal nare)	US-PGPUB; USPAT; USOCR; EPO; JPO; DERWENT; IBM_TDB	OR	ON	2011/08/10 09:31
S11	3	S10 and "128".clas. and @ad<="20040223"	US-PGPUB; USPAT; USOCR; EPO; JPO; DERWENT; IBM_TDB	OR	ON	2011/08/10 09:31
S12	45	offset with (prong pillow cannula) with (nose nasal nare)	US-PGPUB; USPAT; USOCR; EPO; JPO; DERWENT; IBM_TDB	OR	ON	2011/08/10 09:51
S13	2	S12 and "128".clas. and @ad<="20040223"	US-PGPUB; USPAT; USOCR; EPO; JPO; DERWENT; IBM_TDB	OR	ON	2011/08/10 09:51
S14	4863	(prong pillow cannula) with (nose nasal nare)	US-PGPUB; USPAT; USOCR; EPO; JPO; DERWENT; IBM_TDB	OR	ON	2011/08/10 09:54
S15	809	S14 and "128".clas. and @ad<="20040223"	US-PGPUB; USPAT; USOCR; EPO; JPO; DERWENT; IBM_TDB	OR	ON	2011/08/10 09:54
S16	3188	(cannula ((prong pillow cannula) with (nose nasal nare))) same (replacable removable)	US-PGPUB; USPAT; USOCR; EPO; JPO; DERWENT; IBM_TDB	OR	ON	2011/08/10 12:12
S17	150	S16 and "128".clas. and @ad<="20040223"	US-PGPUB; USPAT; USOCR; EPO; JPO; DERWENT; IBM_TDB	OR	ON	2011/08/10 12:12
S18	984	((prong pillow cannula) with (nose nasal nare))) and (replacable removable interchangable)	US-PGPUB; USPAT; USOCR; EPO; JPO;	OR	ON	2011/08/10 12:15

			DERWENT; IBM_TDB			
S19	125	S18 and "128".clas. and @ad<="20040223"	US-PGPUB; USPAT; USOCR; EPO; JPO; DERWENT; IBM_TDB	OR	ON	2011/08/10 12:15
S20	4276	((prong cannula) with (nose nasal nare))	US-PGPUB; USPAT; USOCR; EPO; JPO; DERWENT; IBM_TDB	OR	ON	2011/08/10 12:17
S21	720	S20 and "128".clas. and @ad<="20040223"	US-PGPUB; USPAT; USOCR; EPO; JPO; DERWENT; IBM_TDB	OR	ON	2011/08/10 12:17
S22	108	("0443191"   "0718785"   "0838434"   "1192186"   "1221246"   "1270404"   "1443820"   "1610793"   "2100374"   "2702089"   "2792000"   "3731678"   "3902486").PN. OR ("4915105").URPN.	US-PGPUB; USPAT; USOCR	OR	ON	2011/08/10 12:27
S23	2252	(mcualey prentice gleeson).in.	US-PGPUB; USPAT; USOCR; EPO; JPO; DERWENT; IBM_TDB	OR	ON	2011/08/10 16:03
S24	18	(mcualey prentice gleeson).in. near (alastair craig oliver)	US-PGPUB; USPAT; USOCR; EPO; JPO; DERWENT; IBM_TDB	OR	ON	2011/08/10 16:03
S25	2	(((((prong cannula) and (nose nasal nare))))).clm. and S24	US-PGPUB; USPAT; USOCR; EPO; JPO; DERWENT; IBM_TDB	OR	ON	2011/08/10 16:04
S26	2312	((128/207.18) or (128/206.21) or (128/207.13) or (128/206.11) or (128/206.18) or (128/203.22)).CCLS.	US-PGPUB; USPAT; USOCR; EPO; JPO; DERWENT; IBM_TDB	OR	OFF	2011/08/10 16:06
S27	625	(((((prong cannula) and (nose nasal nare)))) and S26	US-PGPUB; USPAT; USOCR; EPO; JPO; DERWENT; IBM_TDB	OR	ON	2011/08/10 16:06
S28	6966	((128/200.24) or (128/200.26) or (128/203.12) or (128/203.15) or (128/203.16) or (128/203.17) or (128/205.25) or (128/206.21)).CCLS.	US-PGPUB; USPAT; USOCR; EPO; JPO; DERWENT;	OR	OFF	2011/08/10 16:08

			IBM_TDB			
S29	1022	(((((prong cannula) and (nose nasal nare)))) and (S26 S28)	US-PGPUB; USPAT; USOCR; EPO; JPO; DERWENT; IBM_TDB	OR	ON	2011/08/10 16:09
S30	5446	(cannula ((nose nasal nare nostril) with (plug prong pillow))) and "128".clas.	US-PGPUB; USPAT; USOCR; EPO; JPO; DERWENT; IBM_TDB	OR	ON	2013/04/11 14:01
S31	2094	(cannula ((nose nasal nare nostril) with (plug prong pillow))) and "128".clas. and (\$PAP (positive with pressure))	US-PGPUB; USPAT; USOCR; EPO; JPO; DERWENT; IBM_TDB	OR	ON	2013/04/11 14:02
S32	8	tiep.in. and "128".clas.	US-PGPUB; USPAT; USOCR; FPRS; EPO; JPO; DERWENT; IBM_TDB	OR	ON	2013/04/11 14:03
S33	36	("2535938"   "2677371"   "3794021"   "3973564"   "4054133"   "4106505"   "4120300"   "4256101").PN. OR ("4535767").URPN.	US-PGPUB; USPAT; USOCR	OR	ON	2013/04/11 14:04
S34	10	(US-20110009763-\$ or US-20080142019-\$ or US-20070175473-\$ or US-20070107737-\$ or US-20050284484-\$ or US-20040134494-\$).did. or (US-8333194-\$ or US-7225807-\$ or US-5477852-\$ or US-5269296-\$).did.	US-PGPUB; USPAT	OR	ON	2013/04/11 14:46
S35	4	S34 and @ad<="20040223"	US-PGPUB; USPAT; USOCR; EPO; JPO; DERWENT; IBM_TDB	OR	ON	2013/04/11 14:46
S36	150	("2793326"   "2931358"   "3481339"   "3516407"   "3640282"   "3707151"   "3766924"   "3794036"   "3850176"   "3856051"   "3903893"   "4056104"   "4090518"   "4106505"   "4156426"   "4178937"   "4235239"   "4273124"   "4422456"   "4465067"   "4538606"   "4709308"   "4753233"   "4782832"   "4818320"   "4836200"   "4915105"   "5042478").PN. OR ("5269296").URPN.	US-PGPUB; USPAT; USOCR	OR	ON	2013/04/11 14:47
S37	218	(wood landis).in. and "128".clas.	US-PGPUB; USPAT; USOCR	OR	ON	2013/04/11 14:53
S38	70	S37 and @ad<="20040223"	US-PGPUB; USPAT; USOCR; EPO; JPO; DERWENT;	OR	ON	2013/04/11 14:54

			IBM_TDB			
S39	2	("6439234").PN.	US-PGPUB; USPAT; USOCR; FPRS; EPO; JPO; DERWENT; IBM_TDB	OR	OFF	2013/04/11 14:56
S40	2	("6478026").PN.	US-PGPUB; USPAT; USOCR; FPRS; EPO; JPO; DERWENT; IBM_TDB	OR	OFF	2013/04/11 14:59
S41	2	("6679265").PN.	US-PGPUB; USPAT; USOCR; FPRS; EPO; JPO; DERWENT; IBM_TDB	OR	OFF	2013/04/11 15:00
S42	2	("20030079749").PN.	US-PGPUB; USPAT; USOCR; FPRS; EPO; JPO; DERWENT; IBM_TDB	OR	OFF	2013/04/12 09:10
S43	0	(humidifer with (\$PAP)) and "128".clas.	US-PGPUB; USPAT; USOCR; FPRS; EPO; JPO; DERWENT; IBM_TDB	OR	ON	2013/04/12 09:31
S44	0	(humidifer same (\$PAP)) and "128".clas.	US-PGPUB; USPAT; USOCR; FPRS; EPO; JPO; DERWENT; IBM_TDB	OR	ON	2013/04/12 09:31
S45	1	(humidifer and (\$PAP)) and "128".clas.	US-PGPUB; USPAT; USOCR; FPRS; EPO; JPO; DERWENT; IBM_TDB	OR	ON	2013/04/12 09:31
S46	0	(humidifer and (\$PAP)) and "128".clas. and @ad<="20040223"	US-PGPUB; USPAT; USOCR; FPRS; EPO; JPO; DERWENT; IBM_TDB	OR	ON	2013/04/12 09:31
S47	14	(humidifer and (\$PAP (positive with pressure) blower fan turbine impeller generator generating compressor pump)) and "128".clas. and @ad<="20040223"	US-PGPUB; USPAT; USOCR; FPRS;	OR	ON	2013/04/12 09:32

			EPO; JPO; DERWENT; IBM_TDB			
S48	0	(option\$ with humidifer with (\$PAP (positive with pressure) blower fan turbine impeller generator generating compressor pump)) and "128".clas. and @ad<="20040223"	US-PGPUB; USPAT; USOCR; FPRS; EPO; JPO; DERWENT; IBM_TDB	OR	ON	2013/04/12 09:32
S49	0	(option\$ same humidifer same (\$PAP (positive with pressure) blower fan turbine impeller generator generating compressor pump)) and "128".clas. and @ad<="20040223"	US-PGPUB; USPAT; USOCR; FPRS; EPO; JPO; DERWENT; IBM_TDB	OR	ON	2013/04/12 09:33
S50	733	((humidify humidifier humidifying) and (\$PAP (positive with pressure) blower fan turbine impeller generator generating compressor pump)) and "128".clas. and @ad<="20040223"	US-PGPUB; USPAT; USOCR; FPRS; EPO; JPO; DERWENT; IBM_TDB	OR	ON	2013/04/12 09:34
S51	11	(option\$ with (humidify humidifier humidifying) with (\$PAP (positive with pressure) blower fan turbine impeller generator generating compressor pump)) and "128".clas. and @ad<="20040223"	US-PGPUB; USPAT; USOCR; FPRS; EPO; JPO; DERWENT; IBM_TDB	OR	ON	2013/04/12 09:34
S52	45	matula.in. and "128".clas.	US-PGPUB; USPAT; USOCR; FPRS; EPO; JPO; DERWENT; IBM_TDB	OR	ON	2013/04/12 09:38
S53	2	S52 and @ad<="20040223"	US-PGPUB; USPAT; USOCR; FPRS; EPO; JPO; DERWENT; IBM_TDB	OR	ON	2013/04/12 09:38
S54	309	(ball with socket) and "128".clas. and @ad<="20040223"	US-PGPUB; USPAT; USOCR; FPRS; EPO; JPO; DERWENT; IBM_TDB	OR	ON	2013/04/12 09:39
S55	109	(ball with socket) and "128".clas. and @ad<="20040223" and (cannula cannulae (nose nasal nare nostril))	US-PGPUB; USPAT; USOCR; FPRS; EPO; JPO; DERWENT; IBM_TDB	OR	ON	2013/04/12 09:40
S56	1267	(oval ellip\$) and "128".clas. and @ad<="20040223" and (cannula	US-PGPUB; USPAT;	OR	ON	2013/04/12 09:57

		cannulae (nose nasal nare nostril)	USOCR; FPRS; EPO; JPO; DERWENT; IBM_TDB			
S57	350	"128".clas. and @ad<="20040223" and ((cannula cannulae (nose nasal nare nostril)) same (oval ellip\$))	US-PGPUB; USPAT; USOCR; FPRS; EPO; JPO; DERWENT; IBM_TDB	OR	ON	2013/04/12 09:58
S58	745	"128".clas. and @ad<="20040223" and ((strap headgear harness) with (tube hose))	US-PGPUB; USPAT; USOCR; FPRS; EPO; JPO; DERWENT; IBM_TDB	OR	ON	2013/04/12 10:28
S59	21	(mcualey prentice gleeson).in. near (alastair craig oliver)	US-PGPUB; USPAT; USOCR; EPO; JPO; DERWENT; IBM_TDB	OR	ON	2013/04/12 10:59
S60	4	S59 and (aperture hole opening vent).clm.	US-PGPUB; USPAT; USOCR; EPO; JPO; DERWENT; IBM_TDB	OR	ON	2013/04/12 10:59
S61	4	S59 and (aperture hole opening vent).clm. and (cannula cannulae nasal nostril nose nare).clm.	US-PGPUB; USPAT; USOCR; EPO; JPO; DERWENT; IBM_TDB	OR	ON	2013/04/12 11:00
S62	1	S59 and (aperture hole opening vent).clm. and (cannula cannulae nasal nostril nose nare).clm. and flange.clm.	US-PGPUB; USPAT; USOCR; EPO; JPO; DERWENT; IBM_TDB	OR	ON	2013/04/12 11:00
S63	2817	((128/207.18) or (128/206.21) or (128/207.13) or (128/206.11) or (128/206.18) or (128/203.22)).CCLS.	US-PGPUB; USPAT; USOCR; EPO; JPO; DERWENT; IBM_TDB	OR	OFF	2013/09/10 12:49
S64	9019	((128/200.24) or (128/200.26) or (128/203.12) or (128/203.15) or (128/203.16) or (128/203.17) or (128/205.25) or (128/206.21)).CCLS.	US-PGPUB; USPAT; USOCR; EPO; JPO; DERWENT; IBM_TDB	OR	OFF	2013/09/10 12:49
S65	10479	S63 S64	US-PGPUB; USPAT; USOCR; FPRS; EPO; JPO; DERWENT;	OR	ON	2013/09/10 12:49

			IBM_TDB			
S66	2253	(nose nostril nasal nare cannula) and S65 and @ad<="20040223"	US-PGPUB; USPAT; USOCR	OR	ON	2013/09/10 12:49
S67	7697	(nose nostril nasal nare cannula) and "128".clas. and @ad<="20040223"	US-PGPUB; USPAT; USOCR	OR	ON	2013/09/10 13:08
S68	1783	(nose nostril nasal nare cannula) and (ball joint socket) and "128".clas. and @ad<="20040223"	US-PGPUB; USPAT; USOCR	OR	ON	2013/09/10 13:08
S69	1378	S68 not S66	US-PGPUB; USPAT; USOCR	OR	ON	2013/09/10 13:08
S70	4234	(nose nostril nasal nare cannula) and (ball joint socket) and "128".clas.	US-PGPUB; USPAT; USOCR	OR	ON	2013/09/10 13:18
S71	2451	S70 not (S66 S68)	US-PGPUB; USPAT; USOCR	OR	ON	2013/09/10 13:18
S72	48	matula.in. and "128".clas.	US-PGPUB; USPAT; USOCR	OR	ON	2013/09/10 14:08
S73	62	hoffman.in. and "128".clas.	US-PGPUB; USPAT; USOCR	OR	ON	2013/09/10 14:08
S74	247	Rl.C.as. and "128".clas.	US-PGPUB; USPAT; USOCR	OR	ON	2013/09/10 14:10
S75	2	("2003180088").PN.	US-PGPUB; USPAT; USOCR; FPRS; EPO; JPO; DERWENT; IBM_TDB	OR	OFF	2013/09/10 14:13
S76	2	("20030180088").PN.	US-PGPUB; USPAT; USOCR; FPRS; EPO; JPO; DERWENT; IBM_TDB	OR	OFF	2013/09/10 14:13
S77	9	((("20030180088") or ("1695263") or ("7178525")).PN.	US-PGPUB; USPAT; USOCR; FPRS; EPO; JPO; DERWENT; IBM_TDB	OR	OFF	2013/09/10 14:14
S78	12	((("20030180088") or ("1695263") or ("7178525") or ("20030200970")).PN.	US-PGPUB; USPAT; USOCR; FPRS; EPO; JPO; DERWENT; IBM_TDB	OR	OFF	2013/09/10 14:16
S79	112	((nose nostril nasal nare cannula) with (vent venting)) and S65 and @ad<="20040223"	US-PGPUB; USPAT; USOCR	OR	ON	2013/09/10 14:31



S80	2	((nose nostril nasal nare cannula) with (ball with socket)) and S65 and @ad<="20040223"	US-PGPUB; USPAT; USOCR	OR	ON	2013/09/10 14:34
S81	1	((vent venting) with (ball with socket)) and S65 and @ad<="20040223"	US-PGPUB; USPAT; USOCR	OR	ON	2013/09/10 14:35
S82	2	((vent venting) same (ball with socket)) and S65 and @ad<="20040223"	US-PGPUB; USPAT; USOCR	OR	ON	2013/09/10 14:36
S83	5	ziaee.in. and S65 and @ad<="20040223"	US-PGPUB; USPAT; USOCR	OR	ON	2013/09/10 14:46
S84	1660	((tube conduit hose) with (strap headgear)) and "128".clas.	US-PGPUB; USPAT; USOCR	OR	ON	2013/09/10 16:05
S85	748	((tube conduit hose) with (strap headgear)) and "128".clas. and @ad<="20040223"	US-PGPUB; USPAT; USOCR	OR	ON	2013/09/10 16:05
S86	19794	((tube tubular conduit hose) adj\$3 (strap headgear)) and "128".clas. and @ad<="20040223"	US-PGPUB; USPAT; USOCR	OR	ON	2013/09/10 16:06
S87	21443	((tube tubular conduit hose) near\$3 (strap headgear)) and "128".clas. and @ad<="20040223"	US-PGPUB; USPAT; USOCR	OR	ON	2013/09/10 16:06
S88	20782	((tube conduit hose) near\$3 (strap headgear)) and "128".clas. and @ad<="20040223"	US-PGPUB; USPAT; USOCR	OR	ON	2013/09/10 16:06
S89	20782	((tube conduit hose) near\$3 (strap headgear)) and "128".clas. and @ad<="20040223"	US-PGPUB; USPAT; USOCR	OR	ON	2013/09/10 16:06
S90	18892	((tube conduit hose) adj\$3 (strap headgear)) and "128".clas. and @ad<="20040223"	US-PGPUB; USPAT; USOCR	OR	ON	2013/09/10 16:06
S91	748	((tube conduit hose) with (strap headgear)) and "128".clas. and @ad<="20040223"	US-PGPUB; USPAT; USOCR	OR	ON	2013/09/10 16:06
S92	1	((tube conduit hose) with (strap headgear) with textile) and "128".clas. and @ad<="20040223"	US-PGPUB; USPAT; USOCR	OR	ON	2013/09/10 16:08
S93	574	((tube conduit hose tubular) with (strap headgear)).detd. and "128".clas. and @ad<="20040223"	US-PGPUB; USPAT; USOCR	OR	ON	2013/09/10 16:09
S94	16	((tube conduit hose tubular) with (strap headgear) with (textile fabric)).detd. and "128".clas. and @ad<="20040223"	US-PGPUB; USPAT; USOCR	OR	ON	2013/09/10 16:11
S95	17	((tube conduit hose tubular) with (strap headgear harness) with (textile fabric)).detd. and "128".clas. and @ad<="20040223"	US-PGPUB; USPAT; USOCR	OR	ON	2013/09/10 16:11
S96	622	((tube conduit hose tubular) with (strap headgear harness)).detd. and "128".clas. and @ad<="20040223"	US-PGPUB; USPAT; USOCR	OR	ON	2013/09/10 16:13
S97	605	S96 not S95	US-PGPUB; USPAT; USOCR	OR	ON	2013/09/10 16:13
S98	76	(thickness with (nasal nostril nare nose) with (prong pillow))	US-PGPUB; USPAT;	OR	ON	2013/09/10 16:30

			USOCR			
S99	6	(thickness with (nasal nostril nare nose) with (prong pillow)) and "128".clas. and @ad<="20040223"	US-PGPUB; USPAT; USOCR	OR	ON	2013/09/10 16:30
S100	23	(mcuailey prentice gleeson).in. near (alastair craig oliver)	US-PGPUB; USPAT; USOCR; EPO; JPO; DERWENT; IBM_TDB	OR	ON	2013/09/10 16:45
S101	1	S100 and (aperture hole opening vent venting).clm. and (cannula cannulae nasal nostril nose nare).clm. and flange.clm.	US-PGPUB; USPAT; USOCR; EPO; JPO; DERWENT; IBM_TDB	OR	ON	2013/09/10 16:45
S102	1	S100 and (aperture hole opening vent venting leak leaking leakage).clm. and (cannula cannulae nasal nostril nose nare).clm. and flange.clm.	US-PGPUB; USPAT; USOCR; EPO; JPO; DERWENT; IBM_TDB	OR	ON	2013/09/10 16:45
S103	6	S100 and (aperture hole opening vent venting leak leaking leakage).clm. and (cannula cannulae nasal nostril nose nare).clm.	US-PGPUB; USPAT; USOCR; EPO; JPO; DERWENT; IBM_TDB	OR	ON	2013/09/10 16:46
S104	6	S100 and (aperture hole opening vent venting leak leaking leakage).clm. and (cannula cannulae nasal nostril nose nare).clm. and (ball and socket)	US-PGPUB; USPAT; USOCR; EPO; JPO; DERWENT; IBM_TDB	OR	ON	2013/09/10 16:46
S105	2	S100 and (aperture hole opening vent venting leak leaking leakage).clm. and (cannula cannulae nasal nostril nose nare).clm. and (ball and socket).clm.	US-PGPUB; USPAT; USOCR; EPO; JPO; DERWENT; IBM_TDB	OR	ON	2013/09/10 16:46
S106	2202	((ball socket) with (joint connector connection) with (leak leakage leaking))	US-PGPUB; USPAT; USOCR; EPO; JPO; DERWENT; IBM_TDB	OR	ON	2014/02/28 08:48
S107	3083	((128/207.18) or (128/206.21) or (128/207.13) or (128/206.11) or (128/206.18) or (128/203.22)).CCLS.	US-PGPUB; USPAT; USOCR; EPO; JPO; DERWENT; IBM_TDB	OR	OFF	2014/02/28 08:52
S108	9990	((128/200.24) or (128/200.26) or (128/203.12) or (128/203.15) or (128/203.16) or (128/203.17) or (128/205.25) or (128/206.21)).CCLS.	US-PGPUB; USPAT; USOCR; EPO; JPO; DERWENT; IBM_TDB	OR	OFF	2014/02/28 08:52
S109	3083	((128/207.18) or (128/206.21) or (128/207.13) or (128/206.11) or	US-PGPUB; USPAT;	OR	OFF	2014/02/28 08:52

		(128/206.18) or (128/203.22)).CCLS.	USOCR; EPO; JPO; DERWENT; IBM_TDB			
S110	9990	((128/200.24) or (128/200.26) or (128/203.12) or (128/203.15) or (128/203.16) or (128/203.17) or (128/205.25) or (128/206.21)).CCLS.	US-PGPUB; USPAT; USOCR; EPO; JPO; DERWENT; IBM_TDB	OR	OFF	2014/02/28 08:52
S111	11515	S109 S110	US-PGPUB; USPAT; USOCR; FPRS; EPO; JPO; DERWENT; IBM_TDB	OR	ON	2014/02/28 08:52
S112	19	((ball socket) with (joint connector connection) with (leak leakage leaking) and (S107 S108 S111))	US-PGPUB; USPAT; USOCR; EPO; JPO; DERWENT; IBM_TDB	OR	ON	2014/02/28 08:52
S113	11	((ball socket) with (joint connector connection) with (leak leakage leaking) with (channel passage passageway)) and (S107 S108 S111))	US-PGPUB; USPAT; USOCR; EPO; JPO; DERWENT; IBM_TDB	OR	ON	2014/02/28 08:54
S114	11	((ball socket) with (joint connector connection) with (leak leakage leaky leaking) with (channel passage passageway)) and (S107 S108 S111))	US-PGPUB; USPAT; USOCR; EPO; JPO; DERWENT; IBM_TDB	OR	ON	2014/02/28 08:58
S115	210	((ball socket) with (joint connector connection) with (leak leakage leaky leaking) with (channel passage passageway))	US-PGPUB; USPAT; USOCR; EPO; JPO; DERWENT; IBM_TDB	OR	ON	2014/02/28 08:59
S116	19	S115 AND ( (A61M16/06 OR A61M16/0683 OR A61M16/08 OR A61M2016/0825 OR A61M2016/0611 OR A61M2016/0616 OR A61M2016/0638 OR A61M2016/0633 OR A61M1/1698 OR A61M2001/1006 OR A61M2205/42 OR A61M3/0258 OR A61M2039/1027 OR A61M2205/8225 OR A61M39/10 OR A61M39/1011 OR A61M39/105 OR A61M3/0254).CPC. OR (128/205.25 OR 128/206.24 OR 128/206.27 OR 128/207.11 OR 128/207.13 OR 128/201.19 OR 128/206.18 OR 128/206.23 OR 128/206.21 OR 128/204.18 OR 128/207.18 OR 128/200.22 OR 128/201.12 OR 128/201.13 OR 128/201.14 OR 128/205.27 OR 128/205.28 OR 128/206.11 OR 128/206.12 OR 128/206.22 OR 128/207.12 OR 128/207.16 OR 128/912).CCLS. )	US-PGPUB; USPAT; USOCR; EPO; JPO; DERWENT; IBM_TDB	OR	ON	2014/02/28 09:00

S117	2	S116 and @ad<="20040223"	US-PGPUB; USPAT; USOCR; EPO; JPO; DERWENT; IBM_TDB	OR	ON	2014/02/28 09:00
S118	3777	((ball socket) adj (joint connector connection)) with ((leak leakage leaky leaking) (channel passage passageway))	US-PGPUB; USPAT; USOCR; EPO; JPO; DERWENT; IBM_TDB	OR	ON	2014/02/28 09:10
S119	29	((ball socket) adj (joint connector connection)) with ((leak leakage leaky leaking) with (channel passage passageway))	US-PGPUB; USPAT; USOCR; EPO; JPO; DERWENT; IBM_TDB	OR	ON	2014/02/28 09:13
S120	44	((ball socket) adj (joint connector connection)) with ((leak leakage leaky leaking) same (channel passage passageway))	US-PGPUB; USPAT; USOCR; EPO; JPO; DERWENT; IBM_TDB	OR	ON	2014/02/28 09:13
S121	24	(S119 S120) and @ad<="20040223"	US-PGPUB; USPAT; USOCR; EPO; JPO; DERWENT; IBM_TDB	OR	ON	2014/02/28 09:13
S122	93	((ball socket) with (joint connector connection)) with ((leak leakage leaky leaking) same (channel passage passageway)) and @ad<="20040223"	US-PGPUB; USPAT; USOCR; EPO; JPO; DERWENT; IBM_TDB	OR	ON	2014/02/28 09:23
S123	69	S122 not (S119 S120 S121)	US-PGPUB; USPAT; USOCR; EPO; JPO; DERWENT; IBM_TDB	OR	ON	2014/02/28 09:23
S124	257	((ball socket) with (joint connector connection)) with ((leak leakage leaky leaking) same (channel passage passageway))	US-PGPUB; USPAT; USOCR; EPO; JPO; DERWENT; IBM_TDB	OR	ON	2014/02/28 09:24
S125	83	S124 AND ( A61M16/06 OR A61M16/0683 OR A61M16/08 OR A61M2016/0825 OR A61M2016/0611 OR A61M2016/0616 OR A61M2016/0638 OR A61M2016/0633 OR A61M1/1698 OR A61M2001/1006 OR A61M2205/42 OR A61M3/0258 OR A61M2039/1027 OR A61M2205/8225 OR A61M39/10 OR A61M39/1011 OR A61M39/105 OR A61M3/0254 OR F16L37/23 OR F16L1/15 OR F16L27/04 OR F16L37/413 OR F16L27/047 OR F16L27/053 OR F16L27/06 OR F16L37/40 OR F16L11/18	US-PGPUB; USPAT; USOCR; EPO; JPO; DERWENT; IBM_TDB	OR	ON	2014/02/28 09:25

OR F16L13/02 OR F16L13/10 OR  
 F16L23/00 OR F16L27/0861 OR  
 F16L37/30 OR F16L37/32 OR F16L37/34  
 OR F16L37/36 OR F16L41/021 OR  
 F16L59/185 OR F16L59/21 OR  
 F16L11/133 OR F16L11/22 OR  
 F16L15/001 OR F16L19/02 OR  
 F16L19/04 OR F16L1/26 OR  
 F16L2201/30 OR F16L23/167 OR  
 F16L27/067 OR F16L27/073 OR  
 F16L27/0804 OR F16L27/0824 OR  
 F16L27/0828 OR F16L27/0857 OR  
 F16L27/1004 OR F16L27/12 OR  
 F16L33/22 OR F16L37/127 OR  
 F16L37/38 OR F16L37/44 OR F16L37/56  
 OR F16L37/565 OR F16L39/00 OR  
 F16L39/005 OR F16L39/06 OR  
 F16L41/04 OR F16L47/03 OR F16L47/32  
 OR F16L51/025 OR F16L55/1683 OR  
 F16L55/17 OR F16L59/22).CPC. OR  
 (128/205.25 OR 128/206.24 OR  
 128/206.27 OR 128/207.11 OR  
 128/207.13 OR 128/201.19 OR  
 128/206.18 OR 128/206.23 OR  
 128/206.21 OR 128/204.18 OR  
 128/207.18 OR 128/200.22 OR  
 128/201.12 OR 128/201.13 OR  
 128/201.14 OR 128/205.27 OR  
 128/205.28 OR 128/206.11 OR  
 128/206.12 OR 128/206.22 OR  
 128/207.12 OR 128/207.16 OR 128/912  
 OR 285/261 OR 285/146.1 OR 285/106  
 OR 285/190 OR 285/271 OR 285/330 OR  
 285/332.2 OR 285/333 OR 285/349 OR  
 285/94 OR 285/101 OR 285/111 OR  
 285/133.21 OR 285/226 OR 285/265 OR  
 285/269 OR 285/270 OR 285/276 OR  
 285/281 OR 285/347 OR 285/351 OR  
 285/370 OR 285/374 OR 285/45 OR  
 285/8 OR 285/91 OR 285/918 OR 285/98  
 OR 285/11 OR 285/112 OR 285/113 OR  
 285/114 OR 285/121.7 OR 285/124.1 OR  
 285/124.4 OR 285/127.1 OR 285/13 OR  
 285/14 OR 285/144.1 OR 285/145.3 OR  
 285/147.1 OR 285/148.2 OR 285/15 OR  
 285/181 OR 285/223 OR 285/254 OR  
 285/263 OR 285/264 OR 285/266 OR  
 285/267 OR 285/288.11 OR 285/288.5  
 OR 285/288.6 OR 285/29 OR 285/299  
 OR 285/302 OR 285/305 OR 285/312 OR  
 285/316 OR 285/317 OR 285/321 OR  
 285/322 OR 285/328 OR 285/331 OR  
 285/336 OR 285/343 OR 285/348 OR  
 285/358 OR 285/359 OR 285/363 OR  
 285/368 OR 285/375 OR 285/383 OR  
 285/419 OR 285/422 OR 285/423 OR  
 285/47 OR 285/55 OR 285/88 OR  
 285/904 OR 285/910 OR 285/914 OR  
 285/917 OR 285/919 OR 285/95).OCLS.  
 )

S126	93	S124 and @ad<="20040223"	US-PGPUB; USPAT; USOCR; EPO; JPO;	OR	ON	2014/02/28 09:25
------	----	--------------------------	--------------------------------------------	----	----	---------------------

			DERWENT; IBM_TDB			
S127	484	((ball socket) with (joint connector connection)) with ((vent venting vented leak leakage leaky leaking) same (channel passage passageway)))	US-PGPUB; USPAT; USOCR; EPO; JPO; DERWENT; IBM_TDB	OR	ON	2014/02/28 09:26
S128	179	S127 and @ad<="20040223"	US-PGPUB; USPAT; USOCR; EPO; JPO; DERWENT; IBM_TDB	OR	ON	2014/02/28 09:26
S129	86	S128 not (S119 S120 S121 S125 S126)	US-PGPUB; USPAT; USOCR; EPO; JPO; DERWENT; IBM_TDB	OR	ON	2014/02/28 09:27
S130	94	S127 AND ( (A61M16/06 OR A61M16/0683 OR A61M16/08 OR A61M2016/0825 OR A61M2016/0611 OR A61M2016/0616 OR A61M2016/0638 OR A61M2016/0633 OR A61M1/1698 OR A61M2001/1006 OR A61M2205/42 OR A61M3/0258 OR A61M2039/1027 OR A61M2205/8225 OR A61M39/10 OR A61M39/1011 OR A61M39/105 OR A61M3/0254 OR F16L37/23 OR F16L1/15 OR F16L27/04 OR F16L37/413 OR F16L27/047 OR F16L27/053 OR F16L27/06 OR F16L37/40 OR F16L11/18 OR F16L13/02 OR F16L13/10 OR F16L23/00 OR F16L27/0861 OR F16L37/30 OR F16L37/32 OR F16L37/34 OR F16L37/36 OR F16L41/021 OR F16L59/185 OR F16L59/21 OR F16L11/133 OR F16L11/22 OR F16L15/001 OR F16L19/02 OR F16L19/04 OR F16L1/26 OR F16L2201/30 OR F16L23/167 OR F16L27/067 OR F16L27/073 OR F16L27/0804 OR F16L27/0824 OR F16L27/0828 OR F16L27/0857 OR F16L27/1004 OR F16L27/12 OR F16L33/22 OR F16L37/127 OR F16L37/38 OR F16L37/44 OR F16L37/56 OR F16L37/565 OR F16L39/00 OR F16L39/005 OR F16L39/06 OR F16L41/04 OR F16L47/03 OR F16L47/32 OR F16L51/025 OR F16L55/1683 OR F16L55/17 OR F16L59/22).OPC. OR (128/205.25 OR 128/206.24 OR 128/206.27 OR 128/207.11 OR 128/207.13 OR 128/201.19 OR 128/206.18 OR 128/206.23 OR 128/206.21 OR 128/204.18 OR 128/207.18 OR 128/200.22 OR 128/201.12 OR 128/201.13 OR 128/201.14 OR 128/205.27 OR 128/205.28 OR 128/206.11 OR 128/206.12 OR 128/206.22 OR	US-PGPUB; USPAT; USOCR; EPO; JPO; DERWENT; IBM_TDB	OR	ON	2014/02/28 09:38

		128/207.12 OR 128/207.16 OR 128/912 OR 285/261 OR 285/146.1 OR 285/106 OR 285/190 OR 285/271 OR 285/330 OR 285/332.2 OR 285/333 OR 285/349 OR 285/94 OR 285/101 OR 285/111 OR 285/133.21 OR 285/226 OR 285/265 OR 285/269 OR 285/270 OR 285/276 OR 285/281 OR 285/347 OR 285/351 OR 285/370 OR 285/374 OR 285/45 OR 285/8 OR 285/91 OR 285/918 OR 285/98 OR 285/11 OR 285/112 OR 285/113 OR 285/114 OR 285/121.7 OR 285/124.1 OR 285/124.4 OR 285/127.1 OR 285/13 OR 285/14 OR 285/144.1 OR 285/145.3 OR 285/147.1 OR 285/148.2 OR 285/15 OR 285/181 OR 285/223 OR 285/254 OR 285/263 OR 285/264 OR 285/266 OR 285/267 OR 285/288.11 OR 285/288.5 OR 285/288.6 OR 285/29 OR 285/299 OR 285/302 OR 285/305 OR 285/312 OR 285/316 OR 285/317 OR 285/321 OR 285/322 OR 285/328 OR 285/331 OR 285/336 OR 285/343 OR 285/348 OR 285/358 OR 285/359 OR 285/363 OR 285/368 OR 285/375 OR 285/383 OR 285/419 OR 285/422 OR 285/423 OR 285/47 OR 285/55 OR 285/88 OR 285/904 OR 285/910 OR 285/914 OR 285/917 OR 285/919 OR 285/95).OCLS. )				
S131	32	S130 and @ad<="20040223"	US-PGPUB; USPAT; USOCR; EPO; JPO; DERWENT; IBM_TDB	OR	ON	2014/02/28 09:38
S132	12	((ball socket) with (joint connector connection)) with ((vent venting vented leak leakage leaky leaking) same (channel passage passageway))) and (A61M2016/0825).CPC. )	US-PGPUB; USPAT; USOCR; EPO; JPO; DERWENT; IBM_TDB	OR	ON	2014/02/28 10:43
S133	45	((ball socket) and (joint connector connection)) and ((vent venting vented leak leakage leaky leaking) and (channel passage passageway))) and (A61M2016/0825).CPC. )	US-PGPUB; USPAT; USOCR; EPO; JPO; DERWENT; IBM_TDB	OR	ON	2014/02/28 10:43
S134	3	S133 and @ad<="20040223"	US-PGPUB; USPAT; USOCR; EPO; JPO; DERWENT; IBM_TDB	OR	ON	2014/02/28 10:44
S135	32	("2366067"   "3431370"   "3548827"   "4004586"   "4056116"   "4084843"   "4146254"   "4676241"   "4686977"   "4773680"   "4778447").PN. OR ("4875718").URPN.	US-PGPUB; USPAT; USOCR	OR	ON	2014/02/28 10:44
S136	36	("20020053347"   "20020059935"   "20020096178"   "20030005933"   "20030079749"   "20030200970"	US-PGPUB; USPAT	OR	ON	2016/09/27 15:10

		"20040226566"   "20050011524"   "20050028822"   "20050205096"   "4367735"   "4753233"   "4782832"   "4915105"   "5113857"   "5148802"   "5245995"   "5269296"   "5298850"   "5477852"   "5533506"   "5595174"   "5921239"   "6431172"   "6439234"   "6478026"   "6561188"   "6588424"   "6637434"   "6644315"   "6651658"   "6679265"   "7096864"   "7201169"   "7207333"   "7210481").PN.				
S137	51694	(128/200.14; 128/200.22; 128/200.24; 128/200.26; 128/201.12; 128/201.13; 128/201.14; 128/201.19; 128/201.22; 128/202.27; 128/203.12; 128/203.15; 128/203.16; 128/203.17; 128/203.22; 128/203.25; 128/203.26; 128/204.12; 128/204.18; 128/204.23; 128/205.24; 128/205.25; 128/205.27; 128/205.28; 128/206.11; 128/206.12; 128/206.13; 128/206.18; 128/206.21; 128/206.22; 128/206.23; 128/206.24; 128/206.26; 128/206.27; 128/206.28; 128/206.29; 128/207.11; 128/207.12; 128/207.13; 128/207.14; 128/207.15; 128/207.16; 128/207.17; 128/207.18; 128/912; 128/DIG.26; 2/454; 285/101; 285/106; 285/11; 285/111; 285/112; 285/113; 285/114; 285/121.7; 285/124.1; 285/124.4; 285/127.1; 285/13; 285/133.21; 285/14; 285/144.1; 285/145.3; 285/146.1; 285/147.1; 285/148.2; 285/15; 285/181; 285/190; 285/223; 285/226; 285/254; 285/261; 285/263; 285/264; 285/265; 285/266; 285/267; 285/269; 285/270; 285/271; 285/276; 285/281; 285/288.11; 285/288.5; 285/288.6; 285/29; 285/299; 285/302; 285/305; 285/312; 285/316; 285/317; 285/321; 285/322; 285/328; 285/330; 285/331; 285/332.2; 285/333; 285/336; 285/343; 285/347; 285/348; 285/349; 285/351; 285/358; 285/359; 285/363; 285/368; 285/370; 285/374; 285/375; 285/383; 285/419; 285/422; 285/423; 285/45; 285/47; 285/55; 285/8; 285/88; 285/904; 285/91; 285/910; 285/914; 285/917; 285/918; 285/919; 285/94; 285/95; 285/98; 600/532; 600/543; 604/94.01; 606/192; D24/110.4; D24/164).ccls.	US-PGPUB; USPAT	OR	ON	2016/09/27 16:37
S138	37	(US-20040134494-\$ or US- 20050284484-\$ or US-20070107737-\$ or US-20110009763-\$ or US-20080142019- \$ or US-20070175473-\$ or US- 20020092527-\$ or US-20020059935-\$ or US-20030200970-\$ or US-20050011524- \$).did. or (US-7225807-\$ or US- 5269296-\$ or US-5477852-\$ or US- 8333194-\$ or US-7059328-\$ or US- 7047974-\$ or US-7000613-\$ or US- 6997177-\$ or US-6994089-\$ or US- 6863069-\$ or US-6807967-\$ or US- 6595215-\$ or US-4915105-\$ or US-	US-PGPUB; USPAT; USOCR; DERWENT	OR	ON	2016/09/27 16:37



		7096864-\$ or US-5921239-\$ or US-5259376-\$ or US-5054482-\$ or US-6986353-\$ or US-6588424-\$ or US-5957132-\$ or US-5941245-\$ or US-5771886-\$ or US-4915106-\$ or US-4437462-\$ or US-7201169-\$.did. or (US-2259817-\$.did. or (DE-2209244-\$.did.				
S139	79188	(A61B5/0205; A61B5/083; A61B5/0836; A61B5/087; A61B5/097; A61B5/14551; A61B5/4806; A61B5/4818; A61B5/6819; A61J11/0005; A61J17/006; A61M1/1698; A61M11/001; A61M11/005; A61M11/06; A61M15/0033; A61M15/0065; A61M15/0085; A61M15/08; A61M16/0003; A61M16/0057; A61M16/0066; A61M16/0465; A61M16/0488; A61M16/049; A61M16/0493; A61M16/0497; A61M16/06; A61M16/0616; A61M16/0633; A61M16/0666; A61M16/0672; A61M16/0677; A61M16/0683; A61M16/08; A61M16/0816; A61M16/0825; A61M16/085; A61M16/0858; A61M16/0875; A61M16/1045; A61M16/105; A61M16/107; A61M16/1075; A61M16/109; A61M16/12; A61M16/122; A61M16/125; A61M16/14; A61M16/142; A61M16/16; A61M16/161; A61M16/162; A61M16/18; A61M16/201; A61M16/203; A61M16/208; A61M2001/1006; A61M2016/0021; A61M2016/0024; A61M2016/0039; A61M2016/0611; A61M2016/0616; A61M2016/0633; A61M2016/0638; A61M2016/0825; A61M2016/1025; A61M2016/103; A61M2039/1027; A61M2202/0208; A61M2205/07; A61M2205/071; A61M2205/18; A61M2205/3331; A61M2205/3368; A61M2205/3379; A61M2205/3606; A61M2205/3653; A61M2205/42; A61M2205/50; A61M2205/502; A61M2205/8206; A61M2205/8225; A61M2205/825; A61M2209/08; A61M2210/0618; A61M2210/0625; A61M2210/0662; A61M2230/005; A61M2230/42; A61M2230/43; A61M2230/432; A61M2230/435; A61M2230/50; A61M2240/00; A61M3/0254; A61M3/0258; A61M39/10; A61M39/1011; A61M39/105; A62B17/04; A62B18/00; A62B18/02; A62B18/082; A62B18/084; A62B25/005; A62B9/003; B64D10/00; B64D2231/025; F16L1/15; F16L1/26; F16L11/133; F16L11/18; F16L11/22; F16L13/02; F16L13/10; F16L15/001; F16L19/02; F16L19/04; F16L2201/30; F16L23/00; F16L23/167; F16L27/04; F16L27/047; F16L27/053; F16L27/06; F16L27/067; F16L27/073; F16L27/0804; F16L27/0824;	US-PGPUB; OR USPAT; USOCR; EPO; JPO; DERWENT; IBM_TDB	OR	ON	2016/09/27 16:39

		F16L27/0828; F16L27/0857; F16L27/0861; F16L27/1004; F16L27/12; F16L33/22; F16L37/127; F16L37/23; F16L37/30; F16L37/32; F16L37/34; F16L37/36; F16L37/38; F16L37/40; F16L37/413; F16L37/44; F16L37/56; F16L37/565; F16L39/00; F16L39/005; F16L39/06; F16L41/021; F16L41/04; F16L47/03; F16L47/32; F16L51/025; F16L55/1683; F16L55/17; F16L59/185; F16L59/21; F16L59/22; Y10S128/26; Y10S128/912).cpc.				
S140	1153	((nose nostril nasal nare) with (cannula cannulae prong pillow)) and (elbow swivel swiveling)) and (S137 S139 "128".clas. A61M\$.cpc.)	US-PGPUB; USPAT; USOCR; FPRS; EPO; JPO; DERWENT; IBM_TDB	OR	ON	2016/09/27 16:43
S141	142	((nose nostril nasal nare) with (cannula cannulae prong pillow)) and (elbow swivel swiveling)) and (S137 S139 "128".clas. A61M\$.cpc.) and @ad<="20040223"	US-PGPUB; USPAT; USOCR; FPRS; EPO; JPO; DERWENT; IBM_TDB	OR	ON	2016/09/27 16:45
S142	1308	((nose nostril nasal nare cannula cannulae prong pillow)) and (elbow swivel swiveling)) and (S137 S139 "128".clas. A61M\$.cpc.) and @ad<="20040223"	US-PGPUB; USPAT; USOCR; FPRS; EPO; JPO; DERWENT; IBM_TDB	OR	ON	2016/09/27 16:50
S143	106	gradon.in. and "128".clas.	US-PGPUB; USPAT; USOCR; FPRS; EPO; JPO; DERWENT; IBM_TDB	OR	ON	2016/09/27 20:12
S144	46	gradon.in. and "128".clas. and @ad<="20040223"	US-PGPUB; USPAT; USOCR; FPRS; EPO; JPO; DERWENT; IBM_TDB	OR	ON	2016/09/27 20:12
S145	43	((nose nostril nasal nare cannula cannulae) same silicone same flange) and ("128".clas.) and @ad<="20040223"	US-PGPUB; USPAT; USOCR; FPRS; EPO; JPO; DERWENT; IBM_TDB	OR	ON	2016/09/27 20:35
S146	1773	(paykel.as.) (mcauley.in. near alastair) (prentice.in. near craig) (gleeson.in. near oliver)	US-PGPUB; USPAT; USOCR; FPRS; EPO; JPO; DERWENT; IBM_TDB	OR	ON	2016/09/27 20:55

S147	23	((nose nostril nasal nare cannula cannulae prong pillow) and (elbow swivel swiveling)).clm. and S146	US-PGPUB; USPAT; USOCR; FPRS; EPO; JPO; DERWENT; IBM_TDB	OR	ON	2016/09/27 20:55
S148	4	((nose nostril nasal nare cannula cannulae prong pillow) and (elbow swivel swiveling) and (humid\$)).clm. and S146	US-PGPUB; USPAT; USOCR; FPRS; EPO; JPO; DERWENT; IBM_TDB	OR	ON	2016/09/27 20:56
S149	14	((nose nostril nasal nare cannula cannulae prong pillow) and (elbow swivel swiveling) and (humid\$ hollow)).clm. and S146	US-PGPUB; USPAT; USOCR; FPRS; EPO; JPO; DERWENT; IBM_TDB	OR	ON	2016/09/27 20:58
S150	1	((nose nostril nasal nare cannula cannulae prong pillow) and (elbow swivel swiveling) and (humid\$ and hollow)).clm. and S146	US-PGPUB; USPAT; USOCR; FPRS; EPO; JPO; DERWENT; IBM_TDB	OR	ON	2016/09/27 20:58
S151	36	("20020053347"   "20020059935"   "20020096178"   "20030005933"   "20030079749"   "20030200970"   "20040226566"   "20050011524"   "20050028822"   "20050205096"   "4367735"   "4753233"   "4782832"   "4915105"   "5113857"   "5148802"   "5245995"   "5269296"   "5298850"   "5477852"   "5533506"   "5595174"   "5921239"   "6431172"   "6439234"   "6478026"   "6561188"   "6588424"   "6637434"   "6644315"   "6651658"   "6679265"   "7096864"   "7201169"   "7207333"   "7210481").PN.	US-PGPUB; USPAT	OR	ON	2016/09/27 21:03
S152	7	(US-20030200970-\$ or US-20050011524-\$).did. or (US-7201169-\$ or US-4919128-\$ or US-5042478-\$ or US-6484725-\$ or US-4782832-\$).did.	US-PGPUB; USPAT	OR	ON	2016/09/27 21:07
S153	8465	(128/204.18; 128/204.23; 128/205.25; 128/206.11; 128/207.13; 128/207.18; 128/858; 128/912; D24/110; D24/164).ccls.	US-PGPUB; USPAT	OR	ON	2016/09/27 21:08
S154	7891	(A61M16/06; A61M16/0616; A61M16/0633; A61M16/0666; A61M16/0683; A61M16/0825; A61M16/208; A61M2016/0661; A61M2210/0618; A61M2240/00; A63B2208/03; A63B33/00; Y10S128/912).cpc.	US-PGPUB; USPAT	OR	ON	2016/09/27 21:08
S155	2	("6272933").PN.	US-PGPUB; USPAT; USOCR; FPRS;	OR	OFF	2016/11/10 06:08

			EPO; JPO; DERWENT; IBM_TDB			
S156	0	zaee.in. and "128".clas.	US-PGPUB; USPAT; USOCR; FPRS; EPO; JPO; DERWENT; IBM_TDB	OR	ON	2016/11/10 06:51
S157	5	ziaee.in. and "128".clas.	US-PGPUB; USPAT; USOCR; FPRS; EPO; JPO; DERWENT; IBM_TDB	OR	ON	2016/11/10 06:51
S158	483	((dixon.xa. dixon.xp.) near annette)	US-PGPUB; USPAT; USOCR; FPRS; EPO; JPO; DERWENT; IBM_TDB	OR	ON	2016/11/10 06:52
S159	17	("20030200970"   "20040065330"   "20050011524"   "20060096596"   "20070027375"   "20070074724"   "20080127978"   "20090165799"   "20100252044"   "4782832"   "4915105"   "5193532"   "6581601"   "6626177"   "7578294"   "7874293").PN. OR ("8371304").URPN.	US-PGPUB; USPAT; USOCR	OR	ON	2016/11/10 06:54
S160	66	("6431172"   "6863069"   "1016877"   "1125542"   "1443820"   "2751906"   "20020162558"   "20030094178"   "20030116163"   "3415246"   "396936"   "4637384"   "4818320"   "4919128"   "4995384"   "443191"   "5074299"   "5772262"   "6298850"   "6299581"   "6561193"   "6679265"   "6766162"   "6807967"   "718785"   "20020046755"   "20030079749"   "3255750"   "3513844"   "3902486"   "4106505"   "4156426"   "4273124"   "4367735"   "4422456"   "4648398"   "4660555"   "4774946"   "4782832"   "4915104"   "4915105"   "5025805"   "5046491"   "5099836"   "5113857"   "5193532"   "5269296"   "5335654"   "5335659"   "5477852"   "5509409"   "5513634"   "5533506"   "5535739"   "5572994"   "5595174"   "5636630"   "5682881"   "5687715"   "5704916"   "5740799"   "5794619"   "5921239"   "6004342"   "6354293"   "6435181"   "6478026"   "6595215"   "D262322").PN.	US-PGPUB; USPAT	OR	ON	2016/11/10 06:57
S161	9	((("8371304") or ("20050011524") or ("4782832")).PN.	US-PGPUB; USPAT; USOCR; FPRS; EPO; JPO; DERWENT;	OR	OFF	2016/11/10 09:56

			IBM_TDB			
S162	468	("0007476"   "0855439"   "1109318"   "1162416"   "1632449"   "20030200970"   "20040065330"   "20050011524"   "20060096596"   "20070027375"   "20070074724"   "20080127978"   "20090165799"   "20100252044"   "2016212"   "2122897"   "2185997"   "2241535"   "2245969"   "2259817"   "2300273"   "2376971"   "2408136"   "3357428"   "3362404"   "3508543"   "3584621"   "3799164"   "3889671"   "4077404"   "4151843"   "4210174"   "4249527"   "4266540"   "4334533"   "4354488"   "4367735"   "4782832"   "4915105"   "5193532"   "6581601"   "6626177"   "7578294"   "7874293").PN. OR ("2005/0011524"   "4782832"   "8371304").URPN.	US-PGPUB; USPAT; USOCR	OR	ON	2016/11/10 09:56
S163	51743	(128/200.14; 128/200.22; 128/200.24; 128/200.26; 128/201.12; 128/201.13; 128/201.14; 128/201.19; 128/201.22; 128/202.27; 128/203.12; 128/203.15; 128/203.16; 128/203.17; 128/203.22; 128/203.25; 128/203.26; 128/204.12; 128/204.18; 128/204.23; 128/205.24; 128/205.25; 128/205.27; 128/205.28; 128/206.11; 128/206.12; 128/206.13; 128/206.18; 128/206.21; 128/206.22; 128/206.23; 128/206.24; 128/206.26; 128/206.27; 128/206.28; 128/206.29; 128/207.11; 128/207.12; 128/207.13; 128/207.14; 128/207.15; 128/207.16; 128/207.17; 128/207.18; 128/912; 128/DIG.26; 2/454; 285/101; 285/106; 285/11; 285/111; 285/112; 285/113; 285/114; 285/121.7; 285/124.1; 285/124.4; 285/127.1; 285/13; 285/133.21; 285/14; 285/144.1; 285/145.3; 285/146.1; 285/147.1; 285/148.2; 285/15; 285/181; 285/190; 285/223; 285/226; 285/254; 285/261; 285/263; 285/264; 285/265; 285/266; 285/267; 285/269; 285/270; 285/271; 285/276; 285/281; 285/288.11; 285/288.5; 285/288.6; 285/29; 285/299; 285/302; 285/305; 285/312; 285/316; 285/317; 285/321; 285/322; 285/328; 285/330; 285/331; 285/332.2; 285/333; 285/336; 285/343; 285/347; 285/348; 285/349; 285/351; 285/358; 285/359; 285/363; 285/368; 285/370; 285/374; 285/375; 285/383; 285/419; 285/422; 285/423; 285/45; 285/47; 285/55; 285/8; 285/88; 285/904; 285/91; 285/910; 285/914; 285/917; 285/918; 285/919; 285/94; 285/95; 285/98; 600/532; 600/543; 604/94.01; 606/192; D24/110.4; D24/164).ccls.	US-PGPUB; USPAT	OR	ON	2017/05/26 15:07
S164	92941	(A61B5/0205; A61B5/083; A61B5/0836; A61B5/087; A61B5/097; A61B5/14551; A61B5/4806; A61B5/4818; A61B5/6819; A61J11/0005; A61J17/006; A61M1/1698;	US-PGPUB; USPAT; USOCR; EPO; JPO;	OR	ON	2017/05/26 15:07

A61M11/001; A61M11/005; A61M11/06; A61M15/0033; A61M15/0065; A61M15/0085; A61M15/08; A61M16/0003; A61M16/0057; A61M16/0066; A61M16/0465; A61M16/0488; A61M16/049; A61M16/0493; A61M16/0497; A61M16/06; A61M16/0616; A61M16/0633; A61M16/0666; A61M16/0672; A61M16/0677; A61M16/0683; A61M16/08; A61M16/0816; A61M16/0825; A61M16/085; A61M16/0858; A61M16/0875; A61M16/1045; A61M16/105; A61M16/107; A61M16/1075; A61M16/109; A61M16/12; A61M16/122; A61M16/125; A61M16/14; A61M16/142; A61M16/16; A61M16/161; A61M16/162; A61M16/18; A61M16/201; A61M16/203; A61M16/208; A61M2001/1006; A61M2016/0021; A61M2016/0024; A61M2016/0039; A61M2016/0611; A61M2016/0616; A61M2016/0633; A61M2016/0638; A61M2016/0825; A61M2016/1025; A61M2016/103; A61M2039/1027; A61M2202/0208; A61M2205/07; A61M2205/071; A61M2205/18; A61M2205/3331; A61M2205/3368; A61M2205/3379; A61M2205/3606; A61M2205/3653; A61M2205/42; A61M2205/50; A61M2205/502; A61M2205/8206; A61M2205/8225; A61M2205/825; A61M2209/08; A61M2210/0618; A61M2210/0625; A61M2210/0662; A61M2230/005; A61M2230/42; A61M2230/43; A61M2230/432; A61M2230/435; A61M2230/50; A61M2240/00; A61M3/0254; A61M3/0258; A61M39/10; A61M39/1011; A61M39/105; A62B17/04; A62B18/00; A62B18/02; A62B18/082; A62B18/084; A62B25/005; A62B9/003; B64D10/00; B64D2231/025; F16L1/15; F16L1/26; F16L11/133; F16L11/18; F16L11/22; F16L13/02; F16L13/10; F16L15/001; F16L19/02; F16L19/04; F16L2201/30; F16L23/00; F16L23/167; F16L27/04; F16L27/047; F16L27/053; F16L27/06; F16L27/067; F16L27/073; F16L27/0804; F16L27/0824; F16L27/0828; F16L27/0857; F16L27/0861; F16L27/1004; F16L27/12; F16L33/22; F16L37/127; F16L37/23; F16L37/30; F16L37/32; F16L37/34; F16L37/36; F16L37/38; F16L37/40; F16L37/413; F16L37/44; F16L37/56; F16L37/565; F16L39/00; F16L39/005; F16L39/06; F16L41/021; F16L41/04; F16L47/03; F16L47/32; F16L51/025; F16L55/1683; F16L55/17; F16L59/185; F16L59/21; F16L59/22; Y10S128/26; Y10S128/912).cpc.	DERWENT; IBM_TDB
--------------------------------------------------------------------------------------------------------------------------------------------------------------------------------------------------------------------------------------------------------------------------------------------------------------------------------------------------------------------------------------------------------------------------------------------------------------------------------------------------------------------------------------------------------------------------------------------------------------------------------------------------------------------------------------------------------------------------------------------------------------------------------------------------------------------------------------------------------------------------------------------------------------------------------------------------------------------------------------------------------------------------------------------------------------------------------------------------------------------------------------------------------------------------------------------------------------------------------------------------------------------------------------------------------------------------------------------------------------------------------------------------------------------------------------------------------------------------------------------------------------------------------------------------------------------------------------------------------------------------------------------------------------------------------------------------------------------------------------------------------------------------------------------------------------------------------------------------------------------------------------------------------------------------------------------------------------------------------------------------------------------------------------------------------------------------------------------------------------------------------------------------------------------	---------------------

S165	1397	((nose nostril nasal nare cannula cannulae prong pillow)) and (elbow swivel swiveling)) and (S163 S164 "128".clas. A61M\$.cpc.) and @ad<="20040806"	US-PGPUB; USPAT; USOCR; FPRS; EPO; JPO; DERWENT; IBM_TDB	OR	ON	2017/05/26 15:07
S166	2397	((nose nostril nasal nare cannula cannulae prong pillow)) same (curve curvature curving curved)) and (S163 S164 "128".clas. A61M\$.cpc.) and @ad<="20040806"	US-PGPUB; USPAT; USOCR; FPRS; EPO; JPO; DERWENT; IBM_TDB	OR	ON	2017/05/26 15:08
S167	904	((nose nostril nasal nare cannula cannulae prong pillow)) same (curve curvature curving curved)).clm. and (S163 S164 "128".clas. A61M\$.cpc.)	US-PGPUB; USPAT; USOCR; FPRS; EPO; JPO; DERWENT; IBM_TDB	OR	ON	2017/05/26 16:29
S168	0	((nose nostril nasal nare cannula cannulae prong pillow)) same (curve curvature curving curved) same (humid humidify humidifying)).clm. and (S163 S164 "128".clas. A61M\$.cpc.)	US-PGPUB; USPAT; USOCR; FPRS; EPO; JPO; DERWENT; IBM_TDB	OR	ON	2017/05/26 16:32
S169	13	((nose nostril nasal nare cannula cannulae prong pillow)) and (curve curvature curving curved) and (humid humidify humidifying)).clm. and (S163 S164 "128".clas. A61M\$.cpc.)	US-PGPUB; USPAT; USOCR; FPRS; EPO; JPO; DERWENT; IBM_TDB	OR	ON	2017/05/26 16:33
S170	1898	(paykel.as.) (mcauley.in. near alastair) (prentice.in. near craig) (gleeson.in. near oliver)	US-PGPUB; USPAT; USOCR; FPRS; EPO; JPO; DERWENT; IBM_TDB	OR	ON	2017/05/26 16:46
S171	5	((nose nostril nasal nare cannula cannulae prong pillow)) and (humid\$ and (Curv\$)).clm. and S170	US-PGPUB; USPAT; USOCR; FPRS; EPO; JPO; DERWENT; IBM_TDB	OR	ON	2017/05/26 16:46
S172	51775	(128/200.14; 128/200.22; 128/200.24; 128/200.26; 128/201.12; 128/201.13; 128/201.14; 128/201.19; 128/201.22; 128/202.27; 128/203.12; 128/203.15; 128/203.16; 128/203.17; 128/203.22; 128/203.25; 128/203.26; 128/204.12; 128/204.18; 128/204.23; 128/205.24; 128/205.25; 128/205.27; 128/205.28; 128/206.11; 128/206.12; 128/206.13; 128/206.18; 128/206.21; 128/206.22; 128/206.23; 128/206.24; 128/206.26; 128/206.27; 128/206.28; 128/206.29; 128/207.11; 128/207.12; 128/207.13;	US-PGPUB; USPAT	OR	ON	2017/09/12 17:32

		128/207.14; 128/207.15; 128/207.16; 128/207.17; 128/207.18; 128/912; 128/DIG.26; 2/454; 285/101; 285/106; 285/11; 285/111; 285/112; 285/113; 285/114; 285/121.7; 285/124.1; 285/124.4; 285/127.1; 285/13; 285/133.21; 285/14; 285/144.1; 285/145.3; 285/146.1; 285/147.1; 285/148.2; 285/15; 285/181; 285/190; 285/223; 285/226; 285/254; 285/261; 285/263; 285/264; 285/265; 285/266; 285/267; 285/269; 285/270; 285/271; 285/276; 285/281; 285/288.11; 285/288.5; 285/288.6; 285/29; 285/299; 285/302; 285/305; 285/312; 285/316; 285/317; 285/321; 285/322; 285/328; 285/330; 285/331; 285/332.2; 285/333; 285/336; 285/343; 285/347; 285/348; 285/349; 285/351; 285/358; 285/359; 285/363; 285/368; 285/370; 285/374; 285/375; 285/383; 285/419; 285/422; 285/423; 285/45; 285/47; 285/55; 285/8; 285/88; 285/904; 285/91; 285/910; 285/914; 285/917; 285/918; 285/919; 285/94; 285/95; 285/98; 600/532; 600/543; 604/94.01; 606/192; D24/110.4; D24/164).ccls.				
S173	98777	(A61B5/0205; A61B5/083; A61B5/0836; A61B5/087; A61B5/097; A61B5/14551; A61B5/4806; A61B5/4818; A61B5/6819; A61J11/0005; A61J17/006; A61M1/1698; A61M11/001; A61M11/005; A61M11/06; A61M15/0033; A61M15/0065; A61M15/0085; A61M15/08; A61M16/0003; A61M16/0057; A61M16/0066; A61M16/0465; A61M16/0488; A61M16/049; A61M16/0493; A61M16/0497; A61M16/06; A61M16/0616; A61M16/0633; A61M16/0666; A61M16/0672; A61M16/0677; A61M16/0683; A61M16/08; A61M16/0816; A61M16/0825; A61M16/085; A61M16/0858; A61M16/0875; A61M16/1045; A61M16/105; A61M16/107; A61M16/1075; A61M16/109; A61M16/12; A61M16/122; A61M16/125; A61M16/14; A61M16/142; A61M16/16; A61M16/161; A61M16/162; A61M16/18; A61M16/201; A61M16/203; A61M16/208; A61M2001/1006; A61M2016/0021; A61M2016/0024; A61M2016/0039; A61M2016/0611; A61M2016/0616; A61M2016/0633; A61M2016/0638; A61M2016/0825; A61M2016/1025; A61M2016/103; A61M2039/1027; A61M2202/0208; A61M2205/07; A61M2205/071; A61M2205/18; A61M2205/3331; A61M2205/3368; A61M2205/3379; A61M2205/3606; A61M2205/3653; A61M2205/42; A61M2205/50; A61M2205/502; A61M2205/8206;	US-PGPUB; USPAT; USOCR; EPO; JPO; DERWENT; IBM_TDB	OR	ON	2017/09/12 17:32



		<p>A61M2205/8225; A61M2205/825;  A61M2209/08; A61M2210/0618;  A61M2210/0625; A61M2210/0662;  A61M2230/005; A61M2230/42;  A61M2230/43; A61M2230/432;  A61M2230/435; A61M2230/50;  A61M2240/00; A61M3/0254;  A61M3/0258; A61M39/10;  A61M39/1011; A61M39/105; A62B17/04;  A62B18/00; A62B18/02; A62B18/082;  A62B18/084; A62B25/005; A62B9/003;  B64D10/00; B64D2231/025; F16L1/15;  F16L1/26; F16L11/133; F16L11/18;  F16L11/22; F16L13/02; F16L13/10;  F16L15/001; F16L19/02; F16L19/04;  F16L2201/30; F16L23/00; F16L23/167;  F16L27/04; F16L27/047; F16L27/053;  F16L27/06; F16L27/067; F16L27/073;  F16L27/0804; F16L27/0824;  F16L27/0828; F16L27/0857;  F16L27/0861; F16L27/1004; F16L27/12;  F16L33/22; F16L37/127; F16L37/23;  F16L37/30; F16L37/32; F16L37/34;  F16L37/36; F16L37/38; F16L37/40;  F16L37/413; F16L37/44; F16L37/56;  F16L37/565; F16L39/00; F16L39/005;  F16L39/06; F16L41/021; F16L41/04;  F16L47/03; F16L47/32; F16L51/025;  F16L55/1683; F16L55/17; F16L59/185;  F16L59/21; F16L59/22; Y10S128/26;  Y10S128/912).cpc.</p>				
S174	2404	<p>((nose nostril nasal nare cannula  cannulae prong pillow) same (curve  curvature curving curved)) and (S172  S173 "128".clas. A61M\$.cpc.) and  @ad&lt; = "20040806"</p>	<p>US-PGPUB;  USPAT;  USOCR;  FPRS;  EPO; JPO;  DERWENT;  IBM_TDB</p>	OR	ON	<p>2017/09/12  17:32</p>
S175	51775	<p>(128/200.14; 128/200.22; 128/200.24;  128/200.26; 128/201.12; 128/201.13;  128/201.14; 128/201.19; 128/201.22;  128/202.27; 128/203.12; 128/203.15;  128/203.16; 128/203.17; 128/203.22;  128/203.25; 128/203.26; 128/204.12;  128/204.18; 128/204.23; 128/205.24;  128/205.25; 128/205.27; 128/205.28;  128/206.11; 128/206.12; 128/206.13;  128/206.18; 128/206.21; 128/206.22;  128/206.23; 128/206.24; 128/206.26;  128/206.27; 128/206.28; 128/206.29;  128/207.11; 128/207.12; 128/207.13;  128/207.14; 128/207.15; 128/207.16;  128/207.17; 128/207.18; 128/912;  128/DIG.26; 2/454; 285/101; 285/106;  285/11; 285/111; 285/112; 285/113;  285/114; 285/121.7; 285/124.1;  285/124.4; 285/127.1; 285/13;  285/133.21; 285/14; 285/144.1;  285/145.3; 285/146.1; 285/147.1;  285/148.2; 285/15; 285/181; 285/190;  285/223; 285/226; 285/254; 285/261;  285/263; 285/264; 285/265; 285/266;  285/267; 285/269; 285/270; 285/271;  285/276; 285/281; 285/288.11;</p>	<p>US-PGPUB;  USPAT</p>	OR	ON	<p>2017/09/12  19:06</p>

		285/288.5; 285/288.6; 285/29; 285/299; 285/302; 285/305; 285/312; 285/316; 285/317; 285/321; 285/322; 285/328; 285/330; 285/331; 285/332.2; 285/333; 285/336; 285/343; 285/347; 285/348; 285/349; 285/351; 285/358; 285/359; 285/363; 285/368; 285/370; 285/374; 285/375; 285/383; 285/419; 285/422; 285/423; 285/45; 285/47; 285/55; 285/8; 285/88; 285/904; 285/91; 285/910; 285/914; 285/917; 285/918; 285/919; 285/94; 285/95; 285/98; 600/532; 600/543; 604/94.01; 606/192; D24/110.4; D24/164).ccls.				
S176	98777	(A61B5/0205; A61B5/083; A61B5/0836; A61B5/087; A61B5/097; A61B5/14551; A61B5/4806; A61B5/4818; A61B5/6819; A61J11/0005; A61J17/006; A61M1/1698; A61M11/001; A61M11/005; A61M11/06; A61M15/0033; A61M15/0065; A61M15/0085; A61M15/08; A61M16/0003; A61M16/0057; A61M16/0066; A61M16/0465; A61M16/0488; A61M16/049; A61M16/0493; A61M16/0497; A61M16/06; A61M16/0616; A61M16/0633; A61M16/0666; A61M16/0672; A61M16/0677; A61M16/0683; A61M16/08; A61M16/0816; A61M16/0825; A61M16/085; A61M16/0858; A61M16/0875; A61M16/1045; A61M16/105; A61M16/107; A61M16/1075; A61M16/109; A61M16/12; A61M16/122; A61M16/125; A61M16/14; A61M16/142; A61M16/16; A61M16/161; A61M16/162; A61M16/18; A61M16/201; A61M16/203; A61M16/208; A61M2001/1006; A61M2016/0021; A61M2016/0024; A61M2016/0039; A61M2016/0611; A61M2016/0616; A61M2016/0633; A61M2016/0638; A61M2016/0825; A61M2016/1025; A61M2016/103; A61M2039/1027; A61M2202/0208; A61M2205/07; A61M2205/071; A61M2205/18; A61M2205/3331; A61M2205/3368; A61M2205/3379; A61M2205/3606; A61M2205/3653; A61M2205/42; A61M2205/50; A61M2205/502; A61M2205/8206; A61M2205/8225; A61M2205/825; A61M2209/08; A61M2210/0618; A61M2210/0625; A61M2210/0662; A61M2230/005; A61M2230/42; A61M2230/43; A61M2230/432; A61M2230/435; A61M2230/50; A61M2240/00; A61M3/0254; A61M3/0258; A61M39/10; A61M39/1011; A61M39/105; A62B17/04; A62B18/00; A62B18/02; A62B18/082; A62B18/084; A62B25/005; A62B9/003; B64D10/00; B64D2231/025; F16L1/15; F16L1/26; F16L11/133; F16L11/18;	US-PGPUB; USPAT; USOCR; EPO; JPO; DERWENT; IBM_TDB	OR	ON	2017/09/12 19:06

		F16L11/22; F16L13/02; F16L13/10; F16L15/001; F16L19/02; F16L19/04; F16L2201/30; F16L23/00; F16L23/167; F16L27/04; F16L27/047; F16L27/053; F16L27/06; F16L27/067; F16L27/073; F16L27/0804; F16L27/0824; F16L27/0828; F16L27/0857; F16L27/0861; F16L27/1004; F16L27/12; F16L33/22; F16L37/127; F16L37/23; F16L37/30; F16L37/32; F16L37/34; F16L37/36; F16L37/38; F16L37/40; F16L37/413; F16L37/44; F16L37/56; F16L37/565; F16L39/00; F16L39/005; F16L39/06; F16L41/021; F16L41/04; F16L47/03; F16L47/32; F16L51/025; F16L55/1683; F16L55/17; F16L59/185; F16L59/21; F16L59/22; Y10S128/26; Y10S128/912).cpc.				
S177	2404	((nose nostril nasal nare cannula cannulae prong pillow) same (curve curvature curving curved)) and (S175 S176 "128".clas. A61M\$.cpc.) and @ad< = "20040806"	US-PGPUB; USPAT; USOCR; FPRS; EPO; JPO; DERWENT; IBM_TDB	OR	ON	2017/09/12 19:06
S178	3	("163554507"   "20012001001713408"   "20012001002047409"   "20022002002041602"   "20022002002693403"   "20022002002978003"   "20022002004675504"   "20022002010861308"   "20032003001949501"   "20032003001949601"   "20032003002945402"   "20032003004718503"   "20032003007518204"   "20032003008937305"   "20032003009417705"   "20032003012151907"   "20032003016417009"   "20032003017293609"   "20032003019665510"   "20032003019665610"   "20032003019665810"   "20032003019665910"   "20032003019666410"   "20030593101"   "200319665610"   "20042004002588202"   "20042004006532804"   "20042004006733304"   "20042004010796806"   "20042004011840606"   "20042004013997307"   "20042004014928008"   "20042004018239809"   "20042004021142710"   "20042004025594912"   "20052005001653201"   "20052005003324702"   "20052005005117703"   "20052005006697603"   "20052005007691304"   "20052005009232705"	US-PGPUB; USPAT	OR	ON	2017/09/12 20:05

"20052005009818305"	
"20052005015049707"	
"20052005015560407"	
"20052005019924209"	
"20052005023599910"	
"20062006003250402"	
"20062006004262903"	
"20062006006020003"	
"20062006008125604"	
"20062006009659805"	
"20062006010795805"	
"20062006011811706"	
"20062006012413106"	
"20062006013084406"	
"20062006013769006"	
"20062006017488708"	
"20062006019651109"	
"20062006020151409"	
"20062006023701710"	
"20062006023701810"	
"20062006025459311"	
"20062006026636111"	
"20062006028346112"	
"20072007001078601"	
"20072007004480403"	"20070049201"
"20072007008974904"	
"20072007012538506"	
"20072007012538706"	
"20072007013765306"	
"20072007014278503"	
"20072007015735307"	"20070163600"
"20072007017495208"	
"20072007017548008"	
"20072007021516109"	
"20072007022122709"	
"20072007022754110"	
"20072007026701711"	
"20072007029533512"	
"20082008004138802"	
"20082008004139302"	
"20082008004756002"	
"20082008006064803"	
"20082008006065703"	
"20082008009902405"	
"20082008010525705"	
"20082008011046405"	
"20082008014201906"	
"20082008017887507"	
"20082008019043208"	
"20082008019043608"	
"20082008019672808"	
"20082008023658610"	
"20082008026442210"	
"20082008031438812"	
"20092009001400701"	
"20092009004480802"	
"20092009010750404"	
"20092009012044205"	
"20092009013369705"	
"20092009014542906"	
"20092009017334907"	
"20102010005103103"	"20100053801"
"20102010008396104"	
"20102010010807205"	

		"20102010015479806"   "20102010017051607"   "20102010025813210"   "20102010025813610"   "20102010030750212"   "20102010031389112"   "20102010031970012"   "20112011007255303"   "20112011014668506"   "20112011026579611"   "20112011030852012"   "20122012012533905"   "20122012013220905"   "20122012028545711"   "20122012030499912"   "20122012031827012"   "20132013015291806"   "20132013016076906"   "20142014008342803"   "20142014008343003"   "20142014013787005"   "20152015001367801"   "20152015003345702"   "20152015009026604"   "20152015029785510"   "20152015037494612"   "20162016003870502"   "20162016003870602"   "20162016003870702"   "20162016016679206"   "20160855801"   "20172017011998805"   "212675508"   "222821801"   "229615009").PN.				
S179	56	("235364307"   "235950610"   "238860411"   "250805005"   "269380011"   "273878803"   "284312107"   "285974811"   "293945806"   "301111107"   "342463301"   "349045201"   "385017111"   "397232108"   "397743208"   "399272011"   "409051005"   "415046404"   "420120505"   "425871003"   "426654005"   "427808207"   "435448810"   "437801103"   "443746203"   "467624106"   "47223804"   "483620006"   "485650808"   "491510404"   "491912804"   "494146707"   "494431007"   "497105111"   "498626901"   "501092504"   "501662505"   "506242111"   "506575611"   "507429712"   "509423603"   "516465211"   "523197908"   "524397109"   "525937711"   "534994909"   "540077603"   "542968307"   "544923409"   "545820210"   "551363405"   "554212808"   "555141909"   "555809009"   "557068911"   "558842312"   "560107802"   "564953207"   "565775208"   "566210109"   "566456609"   "569009711"   "572496503"   "574620112"	US-PGPUB; USPAT	OR	ON	2017/09/12 20:05

"575251005" | "575557805" |  
"57792603" | "580672709" |  
"585746001" | "588462403" |  
"590427805" | "594124508" |  
"594347308" | "595376309" |  
"601680401" | "601731501" |  
"601910102" | "603904403" |  
"605026004" | "611274609" |  
"611969309" | "611969409" |  
"613543210" | "619288602" |  
"630210510" | "634160601" |  
"634763102" | "639819706" |  
"641248807" | "641892807" |  
"642769408" | "643518108" |  
"645747310" | "646748310" |  
"648866412" | "649103412" |  
"651352602" | "656119005" |  
"656119105" | "658159406" |  
"658160106" | "663171810" |  
"665910212" | "666280312" |  
"666882812" | "667925701" |  
"669170702" | "671207203" |  
"677276108" | "679630809" |  
"685142502" | "689272905" |  
"689596505" | "690788206" |  
"691839007" | "695121810" |  
"695335410" | "700416502" |  
"700769603" | "702131104" |  
"706617906" | "707712607" |  
"717852502" | "71847001" |  
"721966905" | "722581106" |  
"729054611" | "731843701" |  
"735382704" | "740696608" |  
"75109102" | "752375404" |  
"766546402" | "769467704" |  
"77001309" | "781491110" |  
"782799011" | "789600303" |  
"804253910" | "813652403" |  
"837130202" | "844380705" |  
"847974107" | "856740410" |  
"863179301" | "863600501" |  
"870166704" | "871415705" |  
"875715706" | "878325707" |  
"894406102" | "895040402" |  
"896019602" | "902755605" |  
"903295505" | "907285207" |  
"911993109" | "913855509" |  
"914959610" | "924206201" |  
"932056604" | "933331505" |  
"933962405" | "937554506" |  
"938131607" | "952224612" | "D250047"  
| "D250131" | "D252322" | "D293613" |  
"D310431" | "D320677" | "D321419" |  
"D322318" | "D340317" | "D354128" |  
"D355484" | "D378610" | "D440302" |  
"D455891" | "D520140" | "D526094" |  
"D533269" | "D595841" | "D661796" |  
"D686313" | "20020053347" |  
"20020059935" | "20020096178" |  
"20030005933" | "20030079749" |  
"20030200970" | "20040226566" |  
"20050011524" | "20050028822" |  
"20050205096" | "4367735" | "4753233"  
"4782832" | "4915105" | "5113857" |

"5148802"	"5245995"	"5269296"					
"5298850"	"5477852"	"5533506"					
"5595174"	"5921239"	"6431172"					
"6439234"	"6478026"	"6561188"					
"6588424"	"6637434"	"6644315"					
"6651658"	"6679265"	"7096864"					
"7201169"	"7207333"						
"7210481")	.PN.						

**9/ 14/ 2017 5:18:44 PM**

**C:\ Users\ adixon2\ Documents\ EAST\ Workspaces\ 14333134.w sp**

PTO/SB/08 Equivalent

<b>INFORMATION DISCLOSURE STATEMENT BY APPLICANT</b>	Application No.	14/333,134	
	Filing Date	July 16, 2014	
	First Named Inventor	Alastair Edwin McAuley	
	Art Unit	3778	
<i>(Multiple sheets used when necessary)</i>		Examiner	Annette Fredricka Dixon
SHEET 1 OF 12		Attorney Docket No.	FPHCR.112C1

U.S. PATENT DOCUMENTS					
Examiner Initials	Cite No.	Document Number <i>Number - Kind Code (if known)</i> Example: 1,234,567 B1	Publication Date MM-DD-YYYY	Name	Pages, Columns, Lines Where Relevant Passages or Relevant Figures Appear
	1	301,111	07-01-1884	Genese	
	2	472,238	04-05-1892	Van Orden	
	3	577,926	03-02-1897	Miller	
	4	718,470	01-13-1903	Jones	
	5	751,091	02-02-1904	Moran	
	6	770,013	09-13-1904	Linn	
	7	1,635,545	07-12-1927	Drager	
	8	2,126,755	08-16-1938	Dreyfus	
	9	2,228,218	01-07-1941	Schwartz	
	10	2,296,150	09-15-1942	Dockson et al.	
	11	2,353,643	07-18-1944	Bulbulian	
	12	2,359,506	10-03-1944	Battley et al.	
	13	2,388,604	11-06-1945	Eisenbud	
	14	2,508,050	05-16-1950	Valente	
	15	2,693,800	11-09-1954	Caldwell	
	16	2,738,788	03-20-1956	Matheson et al.	
	17	2,843,121	07-15-1958	Hudson	
	18	2,859,748	11-11-1958	Hudson	
	19	2,939,458	06-07-1960	Lundquist	
	20	3,424,633	01-28-1969	Corrigall et al.	
	21	3,490,452	01-20-1970	Greenfield	
	22	3,850,171	11-26-1974	Ball et al.	
	23	3,972,321	08-03-1976	Proctor	
	24	3,977,432	08-31-1976	Vidal	
	25	3,992,720	11-23-1976	Nicolinas	
	26	4,090,510	05-23-1978	Segersten	
	27	4,150,464	04-24-1979	Tracy	
	28	4,201,205	05-06-1980	Bartholomew	

Examiner Signature /Annette Dixon/ (09/12/2017)	Date Considered 09/12/2017
-------------------------------------------------	----------------------------

\*Examiner: Initial if reference considered, whether or not citation is in conformance with MPEP 609. Draw line through citation if not in conformance and not considered. Include copy of this form with next communication to applicant.

T<sup>1</sup> - Place a check mark in this area when an English language Translation is attached.

ALL REFERENCES CONSIDERED EXCEPT WHERE LINED THROUGH. /AD/



PTO/SB/08 Equivalent

<b>INFORMATION DISCLOSURE STATEMENT BY APPLICANT</b>	Application No.	14/333,134	
	Filing Date	July 16, 2014	
	First Named Inventor	Alastair Edwin McAuley	
	Art Unit	3778	
<i>(Multiple sheets used when necessary)</i>		Examiner	Annette Fredricka Dixon
SHEET 2 OF 12		Attorney Docket No.	FPHCR.112C1

U.S. PATENT DOCUMENTS					
Examiner Initials	Cite No.	Document Number <i>Number - Kind Code (if known)</i> Example: 1,234,567 B1	Publication Date MM-DD-YYYY	Name	Pages, Columns, Lines Where Relevant Passages or Relevant Figures Appear
	29	4,258,710	03-31-1981	Reber	
	30	4,266,540	05-12-1981	Panzik et al.	
	31	4,278,082	07-14-1981	Blackmer	
	32	4,354,488	10-18-1982	Bartos	
	33	4,378,011	03-29-1983	Wamcke et al.	
	34	4,437,462	03-20-1984	Piljay	
	35	4,676,241	06-30-1987	Webb et al.	
	36	4,836,200	06-06-1989	Clark, et al.	
	37	4,856,508	08-15-1989	Tayebi	
	38	4,915,104	04-10-1990	Marcy	
	39	4,919,128	04-24-1990	Kopala et al.	
	40	4,941,467	07-17-1990	Takata	
	41	4,944,310	07-31-1990	Sullivan	
	42	4,971,051	11-01-1990	Toffolon	
	43	4,986,269	01-22-1991	Hakkinen	
	44	5,010,925	04-30-1991	Atkinson et al.	
	45	5,016,625	05-21-1991	Hsu et al.	
	46	5,062,421	11-05-1991	Burns et al.	
	47	5,065,756	11-19-1991	Rapoport	
	48	5,074,297	12-24-1991	Venegas	
	49	5,094,236	03-10-1992	Tayebi	
	50	5,164,652	11-17-1992	Johnson et al.	
	51	5,231,979	08-03-1993	Rose et al.	
	52	5,243,971	09-14-1993	Sullivan et al.	
	53	5,259,377	11-09-1993	Schroeder	
	54	5,349,949	09-27-1994	Schegerin	
	55	5,400,776	03-28-1995	Bartholomew	
	56	5,429,683	07-04-1995	Le Mitouard	

Examiner Signature	<b>/Annette Dixon/ (09/12/2017)</b>	Date Considered	<b>09/12/2017</b>
--------------------	-------------------------------------	-----------------	-------------------

\***Examiner:** Initial if reference considered, whether or not citation is in conformance with MPEP 609. Draw line through citation if not in conformance and not considered. Include copy of this form with next communication to applicant.

<b>INFORMATION DISCLOSURE STATEMENT BY APPLICANT</b>	Application No.	14/333,134	
	Filing Date	July 16, 2014	
	First Named Inventor	Alastair Edwin McAuley	
	Art Unit	3778	
<i>(Multiple sheets used when necessary)</i>		Examiner	Annette Fredricka Dixon
SHEET 3 OF 12		Attorney Docket No.	FPHCR.112C1

U.S. PATENT DOCUMENTS					
Examiner Initials	Cite No.	Document Number <i>Number - Kind Code (if known)</i> Example: 1,234,567 B1	Publication Date MM-DD-YYYY	Name	Pages, Columns, Lines Where Relevant Passages or Relevant Figures Appear
	57	5,449,234	09-12-1995	Gipp et al.	
	58	5,458,202	10-17-1995	Fellows et al.	
	59	5,513,634	05-07-1996	Jackson	
	60	5,542,128	08-06-1996	Lomas	
	61	5,551,419	09-03-1996	Froehlich et al.	
	62	5,558,090	09-24-1996	James	
	63	5,570,689	11-05-1996	Starr et al.	
	64	5,588,423	12-31-1996	Smith	
	65	5,601,078	02-01-1997	Schaller et al.	
	66	5,649,532	07-22-1997	Griffiths	
	67	5,657,752	08-19-1997	Landis et al.	
	68	5,662,101	09-02-1997	Ogden et al.	
	69	5,664,566	09-09-1997	Mcdonald et al.	
	70	5,690,097	11-25-1997	Howard et al.	
	71	5,724,965	03-10-1998	Handke et al.	
	72	5,746,201	12-05-1998	Kidd	
	73	5,752,510	05-19-1998	Goldstein	
	74	5,755,578	05-26-1998	Contant et al.	
	75	5,806,727	09-15-1998	Joseph	
	76	5,857,460	01-12-1999	Popitz	
	77	5,884,624	03-23-1999	Barnett et al.	
	78	5,904,278	05-18-1999	Barlow et al.	
	79	5,941,245	08-24-1999	Hannah et al.	
	80	5,943,473	08-24-1999	Levine	
	81	5,953,763	09-21-1999	Gouget	
	82	6,017,315	01-25-2000	Starr et al.	
	83	6,016,804	01-25-2000	Gleason et al.	
	84	6,017,315	01-25-2000	Starr et al.	

Examiner Signature <b>/Annette Dixon/ (09/12/2017)</b>	Date Considered <b>09/12/2017</b>
--------------------------------------------------------	-----------------------------------

\*Examiner: Initial if reference considered, whether or not citation is in conformance with MPEP 609. Draw line through citation if not in conformance and not considered. Include copy of this form with next communication to applicant.

<b>INFORMATION DISCLOSURE STATEMENT BY APPLICANT</b>	Application No.	14/333,134	
	Filing Date	July 16, 2014	
	First Named Inventor	Alastair Edwin McAuley	
	Art Unit	3778	
<i>(Multiple sheets used when necessary)</i>		Examiner	Annette Fredricka Dixon
SHEET 4 OF 12		Attorney Docket No.	FPHCR.112C1

U.S. PATENT DOCUMENTS					
Examiner Initials	Cite No.	Document Number <i>Number - Kind Code (if known)</i> Example: 1,234,567 B1	Publication Date MM-DD-YYYY	Name	Pages, Columns, Lines Where Relevant Passages or Relevant Figures Appear
	85	6,019,101	02-01-2000	Cotner et al.	
	86	6,039,044	03-21-2000	Sullivan	
	87	6,050,260	04-18-2000	Daniell et al.	
	88	6,112,746	09-05-2000	Kwok et al.	
	89	6,119,693	09-19-2000	Kwok et al.	
	90	6,119,694	09-19-2000	Correa et al.	
	91	6,135,432	10-24-2000	Hebblewhite et al.	
	92	6,192,886	02-01-2001	Rudolph	
	93	6,302,105	10-16-2001	Wickham et al.	
	94	6,341,606	01-29-2002	Bordewick et al.	
	95	6,347,631	02-19-2002	Hansen et al.	
	96	6,398,197	06-04-2002	Dickinson et al.	
	97	6,412,488	07-02-2002	Barnett et al.	
	98	6,418,928	07-16-2002	Bordewick et al.	
	99	6,427,694	08-06-2002	Hecker et al.	
	100	6,435,181	08-20-2002	Jones, Jr. et al.	
	101	6,457,473	10-01-2002	Brostrom et al.	
	102	6,467,483	10-22-2002	Kopacko et al.	
	103	6,488,664	12-03-2002	Solomon et al.	
	104	6,491,034	12-01-2002	Gunaratnam et al.	
	105	6,513,526	02-04-2003	Kwok et al.	
	106	6,561,190	05-13-2003	Kwok	
	107	6,561,191	05-13-2003	Kwok	
	108	6,581,601	06-01-2003	Ziaee	
	109	6,581,594	06-24-2003	Drew, et al.	
	110	6,631,718	10-14-2003	Lovell	
	111	6,659,102	12-09-2003	Sico	
	112	6,662,803	12-16-2003	Gradon, et al.	

Examiner Signature /Annette Dixon/ (09/12/2017)	Date Considered 09/12/2017
-------------------------------------------------	----------------------------

\*Examiner: Initial if reference considered, whether or not citation is in conformance with MPEP 609. Draw line through citation if not in conformance and not considered. Include copy of this form with next communication to applicant.

T<sup>1</sup> - Place a check mark in this area when an English language Translation is attached.

ALL REFERENCES CONSIDERED EXCEPT WHERE LINED THROUGH. /AD/

<b>INFORMATION DISCLOSURE STATEMENT BY APPLICANT</b>	Application No.	14/333,134	
	Filing Date	July 16, 2014	
	First Named Inventor	Alastair Edwin McAuley	
	Art Unit	3778	
<i>(Multiple sheets used when necessary)</i>		Examiner	Annette Fredricka Dixon
SHEET 5 OF 12		Attorney Docket No.	FPHCR.112C1

U.S. PATENT DOCUMENTS					
Examiner Initials	Cite No.	Document Number <i>Number - Kind Code (if known)</i> Example: 1,234,567 B1	Publication Date MM-DD-YYYY	Name	Pages, Columns, Lines Where Relevant Passages or Relevant Figures Appear
	113	6,668,828	12-30-2003	Figley et al.	
	114	6,679,257	01-20-2004	Robertson et al.	
	115	6,691,707	02-17-2004	Gunaratnam et al.	
	116	6,712,072	03-30-2004	Lang	
	117	6,772,761	08-10-2004	Rucker, Jr.	
	118	6,796,308	09-28-2004	Gunaratnam et al.	
	119	6,851,425	02-08-2005	Jaffre et al.	
	120	6,892,729	05-17-2005	Smith et al.	
	121	6,895,965	05-24-2005	Scarberry et al.	
	122	6,907,882	06-21-2005	Ging et al.	
	123	6,918,390	07-19-2005	Lithgow et al.	
	124	6,951,218	10-04-2005	Gradon et al.	
	125	6,953,354	10-11-2005	Edirisuriya et al.	
	126	7,004,165	02-28-2006	Salcido	
	127	7,007,696	03-07-2006	Palkon et al.	
	128	7,021,311	04-04-2006	Gunaratnam et al.	
	129	7,066,179	06-27-2006	Eaton et al.	
	130	7,077,126	07-18-2006	Kummar et al.	
	131	7,178,525	02-20-2007	Matula, Jr. et al.	
	132	7,219,669	05-22-2007	Lovell et al.	
	133	7,225,811	06-05-2007	Ruiz et al.	
	134	7,290,546	11-06-2007	Sprinkle et al.	
	135	7,318,437	01-15-2008	Gunaratnam et al.	
	136	7,353,827	04-08-2008	Geist	
	137	7,406,966	08-05-2008	Wondka et al.	
	138	7,523,754	04-28-2009	Lithgow et al.	
	139	7,665,464	02-23-2010	Kopacko et al.	
	140	7,694,677	04-10-2010	Tang	

Examiner Signature /Annette Dixon/ (09/12/2017)	Date Considered 09/12/2017
-------------------------------------------------	----------------------------

\*Examiner: Initial if reference considered, whether or not citation is in conformance with MPEP 609. Draw line through citation if not in conformance and not considered. Include copy of this form with next communication to applicant.

T<sup>1</sup> - Place a check mark in this area when an English language Translation is attached.

ALL REFERENCES CONSIDERED EXCEPT WHERE LINED THROUGH. /AD/

<b>INFORMATION DISCLOSURE STATEMENT BY APPLICANT</b>	Application No.	14/333,134	
	Filing Date	July 16, 2014	
	First Named Inventor	Alastair Edwin McAuley	
	Art Unit	3778	
<i>(Multiple sheets used when necessary)</i>		Examiner	Annette Fredricka Dixon
SHEET 6 OF 12		Attorney Docket No.	FPHCR.112C1

U.S. PATENT DOCUMENTS					
Examiner Initials	Cite No.	Document Number <i>Number - Kind Code (if known)</i> Example: 1,234,567 B1	Publication Date MM-DD-YYYY	Name	Pages, Columns, Lines Where Relevant Passages or Relevant Figures Appear
	141	7,814,911	10-19-2010	Bordewick et al.	
	142	7,827,990	11-09-2010	Melidis et al.	
	143	7,896,003	03-01-2011	Matula et al.	
	144	8,042,539	10-25-2011	Chandran, et al.	
	145	8,136,524	03-20-2012	Ging et al.	
	146	8,371,302	02-12-2013	Ging et al.	
	147	8,443,807	05-21-2013	McAuley et al.	
	148	8,479,741	07-09-2013	McAuley et al.	
	149	8,567,404	10-29-2013	Davidson et al.	
	150	8,631,793	01-21-2014	Omura et al.	
	151	8,636,005	01-28-2014	Gradon et al.	
	152	8,701,667	04-22-2014	Ho et al.	
	153	8,714,157	05-06-2014	McAuley et al.	
	154	8,757,157	06-24-2014	Price et al.	
	155	8,783,257	07-22-2014	McAuley et al.	
	156	8,944,061	02-03-2015	D'souza et al.	
	157	8,950,404	02-10-2015	Formica et al.	
	158	8,960,196	02-24-2015	Henry	
	159	9,027,556	05-12-2015	Ng et al.	
	160	9,032,955	05-19-2015	Lubke et al.	
	161	9,072,852	07-07-2015	McAuley et al.	
	162	9,119,931	09-01-2015	D'Souza et al.	
	163	9,138,555	09-22-2015	McAuley et al.	
	164	9,149,596	10-06-2015	Valcic et al.	
	165	9,242,062	01-26-2016	Melidis et al.	
	166	9,320,566	04-26-2016	Alston, Jr. et al.	
	167	9,333,315	05-10-2016	McAuley et al.	
	168	9,339,624	05-17-2016	McAuley et al.	

Examiner Signature /Annette Dixon/ (09/12/2017)	Date Considered 09/12/2017
-------------------------------------------------	----------------------------

\*Examiner: Initial if reference considered, whether or not citation is in conformance with MPEP 609. Draw line through citation if not in conformance and not considered. Include copy of this form with next communication to applicant.

<b>INFORMATION DISCLOSURE STATEMENT BY APPLICANT</b>	Application No.	14/333,134
	Filing Date	July 16, 2014
	First Named Inventor	Alastair Edwin McAuley
	Art Unit	3778
(Multiple sheets used when necessary)	Examiner	Annette Fredricka Dixon
SHEET 7 OF 12	Attorney Docket No.	FPHCR.112C1

U.S. PATENT DOCUMENTS					
Examiner Initials	Cite No.	Document Number <i>Number - Kind Code (if known)</i> Example: 1,234,567 B1	Publication Date MM-DD-YYYY	Name	Pages, Columns, Lines Where Relevant Passages or Relevant Figures Appear
	169	9,375,545	06-28-2016	Darkin et al.	
	170	9,381,316	07-05-2016	Ng et al.	
	171	9,522,246	12-20-2016	Frater et al.	
	172	2001/0017134	08-30-2001	Bahr	
	173	2001/0020474	09-13-2001	Hecker et al.	
	174	2002/0020416	02-21-2002	Namey	
	175	2002/0026934	03-07-2002	Lithgow et al.	
	176	2002/0029780	03-14-2002	Frater et al.	
	177	2002/0046755	04-25-2002	Voss	
	178	2002/0108613	08-15-2002	Gunaratnam et al.	
	179	2003/0005931	01-09-2003	Jaffre et al.	
	180	2003/0019495	01-30-2003	Palkon et al.	
	181	2003/0019496	01-30-2003	Kopacko et al.	
	182	2003/0029454	02-13-2003	Gelinas et al.	
	183	2003/0047185	03-13-2003	Olsen et al.	
	184	2003/0075182	04-24-2003	Heidmann et al.	
	185	2003/0089373	05-15-2003	Gradon et al.	
	186	2003/0094177	05-22-2003	Smith et al.	
	187	2003/0121519	07-03-2003	Estes et al.	
	188	2003/0164170	09-02-2003	Drew et al.	
	189	2003/0172936	09-18-2003	Wilkie et al.	
	190	2003/0196655	10-23-2003	Ging et al.	
	191	2003/0196656	10-23-2003	Moore	
	192	2003/0196658	10-23-2003	Ging et al.	
	193	2003/0196659	10-23-2003	Gradon, et al.	
	194	2003/0196664	10-23-2003	Jacobson	
	195	2003/196656	10-23-2003	Moore	
	196	2004/0025882	02-12-2004	Madaus et al.	

Examiner Signature /Annette Dixon/ (09/12/2017)	Date Considered 09/12/2017
-------------------------------------------------	----------------------------

\*Examiner: Initial if reference considered, whether or not citation is in conformance with MPEP 609. Draw line through citation if not in conformance and not considered. Include copy of this form with next communication to applicant.

<b>INFORMATION DISCLOSURE STATEMENT BY APPLICANT</b>	Application No.	14/333,134	
	Filing Date	July 16, 2014	
	First Named Inventor	Alastair Edwin McAuley	
	Art Unit	3778	
<i>(Multiple sheets used when necessary)</i>		Examiner	Annette Fredricka Dixon
SHEET 8 OF 12		Attorney Docket No.	FPHCR.112C1

U.S. PATENT DOCUMENTS					
Examiner Initials	Cite No.	Document Number <i>Number - Kind Code (if known)</i> Example: 1,234,567 B1	Publication Date MM-DD-YYYY	Name	Pages, Columns, Lines Where Relevant Passages or Relevant Figures Appear
	197	2004/0065328	04-08-2004	Amarasinghe et al.	
	198	2004/0067333	04-08-2004	Amarasinghe	
	199	2004/0107968	06-10-2004	Griffiths	
	200	2004/0118406	06-24-2004	Lithgow et al.	
	201	2004/0139973	07-22-2004	Wright	
	202	2004/0149280	08-05-2004	Semeniuk	
	203	2004/0182398	09-23-2004	Sprinkle et al.	
	204	2004/0211427	10-01-2004	Jones et al.	
	205	2004/0255949	12-23-2004	Lang et al.	
	206	2005/0016532	01-27-2005	Farrell	
	207	2005/0033247	02-10-2005	Thompson	
	208	2005/0051177	03-10-2005	Wood	
	209	2005/0066976	03-31-2005	Wondka	
	210	2005/0076913	04-14-2005	Ho et al.	
	211	2005/0092327	05-05-2005	Fini et al.	
	212	2005/0098183	05-12-2005	Nash et al.	
	213	2005/0150497	07-14-2005	Eifler et al	
	214	2005/0155604	07-21-2005	Ging et al.	
	215	2005/0199242	09-15-2005	Matula	
	216	2005/0235999	10-27-2005	Wood et al.	
	217	2006/0032504	02-16-2006	Burton et al.	
	218	2006/0060200	03-23-2006	Ho et al.	
	219	2006/0042629	03-02-2006	Geist	
	220	2006/0081256	04-20-2006	Palmer	
	221	2006/0096598	05-11-2006	Ho et al.	
	222	2006/0107958	05-01-2006	Sleeper	
	223	2006/0118117	06-08-2006	Berthon-Jones, et al.	
	224	2006/0124131	06-01-2006	Chandran	

Examiner Signature /Annette Dixon/ (09/12/2017)	Date Considered 09/12/2017
-------------------------------------------------	----------------------------

\*Examiner: Initial if reference considered, whether or not citation is in conformance with MPEP 609. Draw line through citation if not in conformance and not considered. Include copy of this form with next communication to applicant.

T<sup>1</sup> - Place a check mark in this area when an English language Translation is attached.

ALL REFERENCES CONSIDERED EXCEPT WHERE LINED THROUGH. /AD/

<b>INFORMATION DISCLOSURE STATEMENT BY APPLICANT</b>	Application No.	14/333,134	
	Filing Date	July 16, 2014	
	First Named Inventor	Alastair Edwin McAuley	
	Art Unit	3778	
<i>(Multiple sheets used when necessary)</i>		Examiner	Annette Fredricka Dixon
SHEET 9 OF 12		Attorney Docket No.	FPHCR.112C1

U.S. PATENT DOCUMENTS					
Examiner Initials	Cite No.	Document Number <i>Number - Kind Code (if known)</i> Example: 1,234,567 B1	Publication Date MM-DD-YYYY	Name	Pages, Columns, Lines Where Relevant Passages or Relevant Figures Appear
	225	2006/0137690	06-01-2006	Gunaratnam et al.	
	226	2006/0130844	06-22-2006	Ho et al.	
	227	2006/0174887	08-01-2006	Chandran et al.	
	228	2006/0196511	09-07-2006	Lau et al.	
	229	2006/0201514	09-14-2006	Jones et al.	
	230	2006/0237017	10-26-2006	Davidson et al.	
	231	2006/0237018	10-26-2006	McAuley et al.	
	232	2006/0254593	11-16-2006	Chang	
	233	2006/0266361	11-30-2006	Hernandez	
	234	2006/0283461	12-21-2006	Lubke et al.	
	235	2007/0000492	01-04-2007	Hansel et al.	
	236	2007/0010786	01-11-2007	Casey et al.	
	237	2007/0044804	03-01-2007	Matula et al.	
	238	2007/0089749	04-26-2007	Ho et al.	
	239	2007/0125385	06-07-2007	Ho et al.	
	240	2007/0125387	06-07-2007	Zollinger et al.	
	241	2007/0137653	06-21-2007	Wood	
	242	2007/0142785	03-28-1995	Bartholomew	
	243	2007/0157353	07-12-2007	Guney et al.	
	244	2007/163600 A1	07-19-2007	Hoffman	
	245	2007/0175480	08-02-2007	Gradon et al.	
	246	2007/0174952	08-02-2007	Jacob	
	247	2007/0215161	09-20-2007	Frater et al.	
	248	2007/0221227	09-27-2007	Ho	
	249	2007/0227541	10-04-2007	Van Den	
	250	2007/0267017	11-22-2007	McAuley et al.	
	251	2007/0295335	12-01-2007	Nashed	
	252	2008/0047560	02-01-2008	Veliss et al.	

Examiner Signature /Annette Dixon/ (09/12/2017)	Date Considered 09/12/2017
-------------------------------------------------	----------------------------

\*Examiner: Initial if reference considered, whether or not citation is in conformance with MPEP 609. Draw line through citation if not in conformance and not considered. Include copy of this form with next communication to applicant.

T<sup>1</sup> - Place a check mark in this area when an English language Translation is attached.

ALL REFERENCES CONSIDERED EXCEPT WHERE LINED THROUGH. /AD/



<b>INFORMATION DISCLOSURE STATEMENT BY APPLICANT</b>	Application No.	14/333,134	
	Filing Date	July 16, 2014	
	First Named Inventor	Alastair Edwin McAuley	
	Art Unit	3778	
<i>(Multiple sheets used when necessary)</i>		Examiner	Annette Fredricka Dixon
SHEET 10 OF 12		Attorney Docket No.	FPHCR.112C1

U.S. PATENT DOCUMENTS					
Examiner Initials	Cite No.	Document Number <i>Number - Kind Code (if known)</i> Example: 1,234,567 B1	Publication Date MM-DD-YYYY	Name	Pages, Columns, Lines Where Relevant Passages or Relevant Figures Appear
	253	2008/0041388	02-21-2008	McAuley et al.	
	254	2008/0041393	02-21-2008	Bracken	
	255	2008/0047560	02-01-2008	Veliss et al.	
	256	2007/0010786	01-11-2007	Casey et al.	
	257	2008/0060648	03-13-2008	Thornton et al.	
	258	2008/0060657	03-13-2008	McAuley et al.	
	259	2008/0099024	05-01-2008	Gunaratnam et al.	
	260	2008/0105257	05-08-2008	Klasek et al.	
	261	2008/0110464	05-15-2008	Davidson et al.	
	262	2008/0142019	06-19-2008	Lewis	
	263	2008/0178875	07-31-2008	Henry	
	264	2008/0190432	08-14-2008	Blochlinger et al.	
	265	2008/0190436	08-14-2008	Jaffe et al.	
	266	2008/0196728	08-21-2008	Ho	
	267	2008/0236586	10-02-2008	Mcdonald et al.	
	268	2008/0264422	10-30-2008	Fishman	
	269	2008/0314388	12-25-2008	Brambilla et al.	
	270	2009/0014007	01-15-2009	Brambilla et al.	
	271	2009/0044808	02-19-2009	Guney et al.	
	272	2009/0107504	04-30-2009	McAuley et al.	
	273	2009/0120442	05-14-2009	Ho	
	274	2009/0133697	05-28-2009	Kwok et al.	
	275	2009/0145429	06-11-2009	Ging et al.	
	276	2009/0173349	07-09-2009	Hernandez et al.	
	277	2010/0000538	01-07-2010	Edwards et al.	
	278	2010/0051031	03-04-2010	Lustenberger et al.	
	279	2010/0083961	04-08-2010	McAuley et al.	
	280	2010/0108072	05-06-2010	D'souza et al.	

Examiner Signature <b>/Annette Dixon/ (09/12/2017)</b>	Date Considered <b>09/12/2017</b>
--------------------------------------------------------	-----------------------------------

\*Examiner: Initial if reference considered, whether or not citation is in conformance with MPEP 609. Draw line through citation if not in conformance and not considered. Include copy of this form with next communication to applicant.

PTO/SB/08 Equivalent

<b>INFORMATION DISCLOSURE STATEMENT BY APPLICANT</b>	Application No.	14/333,134	
	Filing Date	July 16, 2014	
	First Named Inventor	Alastair Edwin McAuley	
	Art Unit	3778	
<i>(Multiple sheets used when necessary)</i>		Examiner	Annette Fredricka Dixon
SHEET 11 OF 12		Attorney Docket No.	FPHCR.112C1

U.S. PATENT DOCUMENTS					
Examiner Initials	Cite No.	Document Number <i>Number - Kind Code (if known)</i> Example: 1,234,567 B1	Publication Date MM-DD-YYYY	Name	Pages, Columns, Lines Where Relevant Passages or Relevant Figures Appear
	281	2010/0154798	06-24-2010	Henry et al.	
	282	2010/0170516	07-08-2010	Grane	
	283	2010/0258132	10-14-2010	Moore	
	284	2010/0258136	10-14-2010	Doherty et al.	
	285	2010/0307502	12-09-2010	Rummery et al.	
	286	2010/0313891	12-16-2010	Veliss et al.	
	287	2010/0319700	12-23-2010	Ng et al.	
	288	2011/0072553	03-31-2011	Ho	
	289	2011/0146685	06-23-2011	Allan et al.	
	290	2011/0265796	11-03-2011	Amarasinghe et al.	
	291	2011/0308520	12-22-2011	McAuley et al.	
	292	2012/0132209	05-01-2012	Rummery	
	293	2012/0125339	05-24-2012	Ho et al.	
	294	2012/0285457	11-15-2012	Mansour et al.	
	295	2012/0304999	12-06-2012	Swift et al.	
	296	2012/0318270	12-20-2012	McAuley et al.	
	297	2013/0152918	06-20-2013	Rummery et al.	
	298	2013/0160769	06-27-2013	Ng et al.	
	299	2014/0083428	03-27-2014	Rothermel et al.	
	300	2014/0083430	03-27-2014	Matula, Jr. et al.	
	301	2014/0137870	05-22-2014	Barlow et al.	
	302	2015/0013678	01-01-2015	McAuley	
	303	2015/0033457	02-05-2015	Tryner et al.	
	304	2015/0090266	04-02-2015	Melidis et al.	
	305	2015/0297855	10-22-2015	McAuley et al.	
	306	2015/0374946	12-31-2015	McAuley et al.	
	307	2016/0008558	01-14-2016	Huddart et al.	
	308	2016/0038705	02-11-2016	McAuley et al.	

Examiner Signature /Annette Dixon/ (09/12/2017)	Date Considered 09/12/2017
-------------------------------------------------	----------------------------

\*Examiner: Initial if reference considered, whether or not citation is in conformance with MPEP 609. Draw line through citation if not in conformance and not considered. Include copy of this form with next communication to applicant.

<b>INFORMATION DISCLOSURE STATEMENT BY APPLICANT</b>	Application No.	14/333,134
	Filing Date	July 16, 2014
	First Named Inventor	Alastair Edwin McAuley
	Art Unit	3778
<i>(Multiple sheets used when necessary)</i>	Examiner	Annette Fredricka Dixon
SHEET 12 OF 12	Attorney Docket No.	FPHCR.112C1

U.S. PATENT DOCUMENTS					
Examiner Initials	Cite No.	Document Number <i>Number - Kind Code (if known)</i> Example: 1,234,567 B1	Publication Date MM-DD-YYYY	Name	Pages, Columns, Lines Where Relevant Passages or Relevant Figures Appear
	309	2016/0038706	02-11-2016	McAuley et al.	
	310	2016/0038707	02-11-2016	Allan et al.	
	311	2016/0166792	06-16-2016	Allan et al.	
	312	2017/0119988	05-04-2017	Allan et al.	
	313	D250,047	10-24-1978	Lewis, et al.	
	314	D250,131	10-31-1978	Lewis, et al.	
	315	D252,322	07-10-1979	Johnson	
	316	D293,613	01-05-1988	Wingler	
	317	D310,431	09-04-1990	Bellm	
	318	D320,677	10-08-1991	Kumagai et al.	
	319	D321,419	11-05-1991	Wallace	
	320	D322,318	12-10-1991	Sullivan	
	321	D340,317	10-12-1993	Cole	
	322	D354,128	01-03-1995	Rinehart	
	323	D355,484	02-14-1995	Rinehart	
	324	D378,610	03-25-1997	Reischel et al.	
	325	D440,302	04-10-2001	Wolfe	
	326	D455,891	04-23-2002	Biedrzycki	
	327	D520,140	05-02-2006	Chaggares	
	328	D526,094	08-01-2006	Chen	
	329	D533,269	12-05-2006	McAuley et al.	
	330	D595,841	07-07-2009	McAuley et al.	
	331	D661,796	06-12-2012	Andrews et al.	
	332	D686,313	07-16-2013	Matula et al.	

26575342

Examiner Signature /Annette Dixon/ (09/12/2017)	Date Considered 09/12/2017
-------------------------------------------------	----------------------------

\*Examiner: Initial if reference considered, whether or not citation is in conformance with MPEP 609. Draw line through citation if not in conformance and not considered. Include copy of this form with next communication to applicant.

T<sup>1</sup> - Place a check mark in this area when an English language Translation is attached.

ALL REFERENCES CONSIDERED EXCEPT WHERE LINED THROUGH. /AD/

<b>INFORMATION DISCLOSURE STATEMENT BY APPLICANT</b>	Application No.	14/333,134
	Filing Date	July 16, 2014
	First Named Inventor	Alastair Edwin McAuley
	Art Unit	3778
<i>(Multiple sheets used when necessary)</i>	Examiner	Annette Fredricka Dixon
SHEET 1 OF 9	Attorney Docket No.	FPHCR.112C1

<b>FOREIGN PATENT DOCUMENTS</b>						
Examiner Initials	Cite No.	Foreign Patent Document <i>Country Code-Number-Kind Code</i> Example: JP 1234567 A1	Publication Date MM-DD-YYYY	Name	Pages, Columns, Lines Where Relevant Passages or Relevant Figures Appear	T <sup>1</sup>
	1	CA 131 16 62	12-22-1992	New England Thermoplastics, Inc.		
	2	CN1784250	06-07-2006	Resmed Ltd.		
	3	CN 1988930 A	06-27-2007	Resmed Ltd.		X-abstract
	4	CN 1901961 A	01-24-2007	Resmed Ltd.		X-abstract
	5	CN 217 253 8	07-20-1994	Suda Telecommunications Applia		X-abstract
	6	CN 101541380	09-23-2009	RIC Investments LLC		X-abstract
	7	CN 101214402	07-09-2008	Resmed Ltd.		X-abstract
	8	DE 19603949	11-12-1998	Auergesellschaft GmbH		
	9	DE 102006011151	09-13-2007	Weinmann Gerate Fur Medizn GMBH & Co., KG		
	10	DE 10312881 B3	05-06-2004	Dragerwerk AG		
	11	DE 895692	11-05-1953	Neue Argus Gesellschaft M.B.H.		
	12	EP 0747078	12-11-1996	Respironics, Inc.		
	13	EP 1488820	09-23-2009	RIC Investments		
	14	EP1646910	08-19-2015	CareFusion 202, Inc.		
	15	EP 2 130 563 A1	12-09-2009	Resmed Limited		
	16	FR2658725	08-30-1991	Barthou		
	17	FR2749176	12-05-1997	Midi Oxygene		
	18	GB 979357	01-01-1965	Minister of Aviation		
	19	GB 1 467 828	03-23-1977	Laerdal		
	20	GB 190 224 431	12-24-1902	Emery		
	21	GB 2173274	12-04-1997	Ruesch Willy AG		
	22	GB 880 824	10-25-1961	Oxygenaire London Ltd.		
	23	GB 2133275	07-25-1984	Draegerwerk AG		
	24	JP H09-010311	01-14-1997	Respironics Inc.		X-abstract
	25	JP 2004-016488	01-22-2004	Koken KK		X-abstract
	26	JP 2005-529687	10-06-2005	MAP Medizin Technologie GmbH		X-abstract

Examiner Signature	Date Considered
--------------------	-----------------

\***Examiner:** Initial if reference considered, whether or not citation is in conformance with MPEP 609. Draw line through citation if not in conformance and not considered. Include copy of this form with next communication to applicant.

T<sup>1</sup> - Place a check mark in this area when an English language Translation is attached.

<b>INFORMATION DISCLOSURE STATEMENT BY APPLICANT</b>	Application No.	14/333,134
	Filing Date	July 16, 2014
	First Named Inventor	Alastair Edwin McAuley
	Art Unit	3778
<i>(Multiple sheets used when necessary)</i>	Examiner	Annette Fredricka Dixon
SHEET 2 OF 9	Attorney Docket No.	FPHCR.112C1

**FOREIGN PATENT DOCUMENTS**

Examiner Initials	Cite No.	Foreign Patent Document Country Code-Number-Kind Code Example: JP 1234567 A1	Publication Date MM-DD-YYYY	Name	Pages, Columns, Lines Where Relevant Passages or Relevant Figures Appear	T <sup>1</sup>
	27	JP 2007-516750	06-28-2007	Resmed Ltd.		X-abstract
	28	JP 2007-527271	09-27-2007	Viasys Healthcare Inc.		X-abstract
	29	WO 1998/04311	02-05-1998	Netzer		
	30	WO 98/018514	05-07-1998	Sleepnet, Corp.		
	31	WO 1998/04310	02-05-1998	Resmed Limited		
	32	WO 1998/57691	12-23-1998	Resmed Limited		
	33	WO 99/04842 A1	02-04-1999	Respironics Georgia Inc		
	34	WO 99/058181	11-18-1999	Goldstein		
	35	WO 2000/050122	08-31-2000	Cabot Safety Intermediate Corporation		
	36	WO 2000/057942	10-05-2000	Resmed Ltd.		
	37	WO 2000/069497	11-23-2000	Mallinckrodt Inc.		
	38	WO 2000/074758	12-14-2000	Sleep-Net Corporation		
	39	WO 2000/078384	12-28-2000	Resmed Ltd.		
	40	WO 2001/000266	01-04-2001	Mallinckrodt Inc.		
	41	WO 2001/062326	08-30-2001	Map Medizintechnik Fur Artzt Und Patient GmbH & Co. KG		
	42	WO 01/97892A1	12-27-2001	Australian Centre for Advanced Medical Technology LTD		
	43	WO 2002/047749	06-20-2002	Resmed Limited		
	44	WO 2003/035156	05-01-2003	Map Medizin-Technologie GmbH		
	45	WO 2004/022147	03-18-2004	Resmed Limited		
	46	WO 2004/007010	01-22-2004	Fisher & Paykel Healthcare Limited		
	47	WO 2004/041341	05-21-2004	Resmed Ltd.		
	48	WO 2004/041342	05-21-2004	Resmed Limited		
	49	WO 2004/073778	09-02-2004	Resmed Ltd.		
	50	WO 2005/021075	03-10-2005	Fisher & Paykel Healthcare Limited		
	51	WO 2005/051468	06-09-2005	Resmed Limited		

Examiner Signature	Date Considered
--------------------	-----------------

\***Examiner:** Initial if reference considered, whether or not citation is in conformance with MPEP 609. Draw line through citation if not in conformance and not considered. Include copy of this form with next communication to applicant.

T<sup>1</sup> - Place a check mark in this area when an English language Translation is attached.

<b>INFORMATION DISCLOSURE STATEMENT BY APPLICANT</b>	Application No.	14/333,134
	Filing Date	July 16, 2014
	First Named Inventor	Alastair Edwin McAuley
	Art Unit	3778
<i>(Multiple sheets used when necessary)</i>	Examiner	Annette Fredricka Dixon
SHEET 3 OF 9	Attorney Docket No.	FPHCR.112C1

**FOREIGN PATENT DOCUMENTS**

Examiner Initials	Cite No.	Foreign Patent Document Country Code-Number-Kind Code Example: JP 1234567 A1	Publication Date MM-DD-YYYY	Name	Pages, Columns, Lines Where Relevant Passages or Relevant Figures Appear	T <sup>1</sup>
	52	WO 2005/079726	09-01-2005	Fisher & Paykel Healthcare Limited		
	53	WO 2005/086946	09-22-2005	Respironics, Inc.		
	54	WO 2005/123166	12-29-2005	Resmed Limited		
	55	WO 2006/000046	01-05-2006	Resmed Limited		
	56	WO 2006/069415	07-06-2006	Resmed Limited		
	57	WO 2006/074515	07-20-2006	Resmed Limited		
	58	WO 2006/096924	09-21-2006	Resmed Limited		
	59	WO 2006/130903	12-14-2006	Resmed Limited		
	60	WO 2007/006089	01-18-2007	Resmed Limited		
	61	WO 2007/022562 A1	03-01-2007	Compumedics Limited		
	62	WO 2007/041786	04-19-2007	Resmed Ltd.		
	63	WO 2007/041751	04-19-2007	Resmed Limited		
	64	WO 2007/045008	04-26-2007	Resmed Limited		
	65	WO 2007/048174	05-03-2007	Resmed Ltd.		
	66	WO 2007/147088 A2	12-21-2007	Ric Investments LLC		
	67	WO 2008/007985 A1	01-17-2008	Fisher & Paykel Healthcare Limited		
	68	WO 2008/030831	03-13-2008	RIC Investments, LLC		
	69	WO 2008/060295	05-22-2008	Mergenet Medical Inc.		
	70	WO 2008/068966	06-12-2008	Teijin Pharma Limited		X
	71	WO 2008/070929 A1	06-19-2008	Resmed Ltd.		
	72	WO 2008/106716 A1	09-12-2008	Resmed Ltd		
	73	WO2008/148086	12-04-2008	Viasys Mfg Inc.		
	74	WO 2009/026627	03-05-2009	Resmed Limited		
	75	WO 2009/052560A1	04-30-2009	Resmed Ltd.		
	76	WO 2009/059353 A1	05-14-2009	Resmed Ltd.		
	77	WO 2009/092057 A1	07-23-2009	Menlo Life, Inc.		
	78	WO 2009/139647 A1	11-19-2009	Fisher & Paykel Healthcare Limited		

Examiner Signature	Date Considered
--------------------	-----------------

\***Examiner:** Initial if reference considered, whether or not citation is in conformance with MPEP 609. Draw line through citation if not in conformance and not considered. Include copy of this form with next communication to applicant.

T<sup>1</sup> - Place a check mark in this area when an English language Translation is attached.

<b>INFORMATION DISCLOSURE STATEMENT BY APPLICANT</b>	Application No.	14/333,134
	Filing Date	July 16, 2014
	First Named Inventor	Alastair Edwin McAuley
	Art Unit	3778
<i>(Multiple sheets used when necessary)</i>	Examiner	Annette Fredricka Dixon
SHEET 4 OF 9	Attorney Docket No.	FPHCR.112C1

**FOREIGN PATENT DOCUMENTS**

Examiner Initials	Cite No.	Foreign Patent Document <i>Country Code-Number-Kind Code</i> Example: JP 1234567 A1	Publication Date MM-DD-YYYY	Name	Pages, Columns, Lines Where Relevant Passages or Relevant Figures Appear	T <sup>1</sup>
	79	WO 2010/066004	06-17-2010	Resmed Limited		
	80	WO 2011/014931	02-10-2011	Resmed Ltd.		
	81	WO 2011/059346	05-19-2011	Fisher & Paykel Healthcare Limited		
	82	WO 2012/052902	04-26-2012	Koninkl Philips NV		
	83	WO 2015/033287	03-12-2015	Koninkl Philips NV		
	84	WO 2017/049356	03-30-2017	Resmed Limited		
	85	WO 2017/049357	03-30-2017	Resmed Limited		

**NON PATENT LITERATURE DOCUMENTS**

Examiner Initials	Cite No.	Include name of the author (in CAPITAL LETTERS), title of the article (when appropriate), title of the item (book, magazine, journal, serial, symposium, catalog, etc.), date, page(s), volume-issue number(s), publisher, city and/or country where published.	T <sup>1</sup>
	86	International Preliminary Report on Patentability (IPRP), International Application No. PCT/NZ2009/000219, mailed April 12, 2011, 9 pages.	
	87	International Search Report, International Application No. PCT/NZ2009/000219, mailed February 2, 2010, 3 pages.	
	88	English Translation of Chinese Examination Report; Application No. 2007800266164; 5 pages	
	89	English Translation of First Office Action for Chinese Application No. 201210080441.8 dated March 24, 2014, in 4 pages.	
	90	Examination Report; Australian Application No. 2007273324; dated May 22, 2012; 3 pages	
	91	International Search Report for International Application No. PCT/NZ2007/000185, dated October 31, 2007, in 3 pages.	
	92	International Search Report for International Application No. PCT/NZ2014/000021; filed dated May 20, 2014	
	93	Second Chinese Office Action for Chinese Patent Application No. 201210080441.8 dated December 1, 2014 in 11 pages (with English translation).	
	94	Australian Examination Report for Patent Application No. 2012265597 dated December 19, 2013, in 5 pages.	
	95	Canadian Examination Report for Application No. 2655839 dated October 4, 2013, in 2 pages.	
	96	English Translation of Chinese Examination Report; Chinese Application No. 2007800266164; 5 pages	

Examiner Signature	Date Considered
* <b>Examiner:</b> Initial if reference considered, whether or not citation is in conformance with MPEP 609. Draw line through citation if not in conformance and not considered. Include copy of this form with next communication to applicant.	

T<sup>1</sup> - Place a check mark in this area when an English language Translation is attached.

<b>INFORMATION DISCLOSURE STATEMENT BY APPLICANT</b>	Application No.	14/333,134
	Filing Date	July 16, 2014
	First Named Inventor	Alastair Edwin McAuley
	Art Unit	3778
<i>(Multiple sheets used when necessary)</i>	Examiner	Annette Fredricka Dixon
SHEET 5 OF 9	Attorney Docket No.	FPHCR.112C1

**NON PATENT LITERATURE DOCUMENTS**

Examiner Initials	Cite No.	Include name of the author (in CAPITAL LETTERS), title of the article (when appropriate), title of the item (book, magazine, journal, serial, symposium, catalog, etc.), date, page(s), volume-issue number(s), publisher, city and/or country where published.	T <sup>1</sup>
	<b>97</b>	International Search Report; PCT/NZ2009/000072; dated July 28, 2009; 4 pages.	
	<b>98</b>	UK Search and Examination Report; March 14, 2013; Application No. GB1210075.6; 2 pages.	
	<b>99</b>	UK Examination Report; dated May 9, 2013; Application No. GB1119385.1; 4 pages.	
	<b>100</b>	Australian Examination Report; dated March 4, 2014; Application No. 2010246985; 5 pages	
	<b>101</b>	English Translation of JP Examination Report; dated February 10, 2014; Application No. 2012-510418; 4 pages	
	<b>102</b>	Chinese Examination Report; dated March 27, 2014; Chinese Application No. 201080028029.0; 16 pages	
	<b>103</b>	GB Combined Search and Examination Report; dated May 7, 2014; Application No. GB1406402.6; 6 pages	
	<b>104</b>	GB Combined Search and Examination Report; dated May 7, 2014; Application No. GB1406401.8; 4 pages	
	<b>105</b>	JP Examination Report, Application No. 2012-538784; 3 pages.	
	<b>106</b>	Australian Examination Report; dated August 14, 2015; Application No. 2015202814; 8 pages.	
	<b>107</b>	Chinese Examination Report; dated July 17, 2015; Application No. 201080061122.1; 10 pages.	
	<b>108</b>	Chinese Examination Report; dated September 14, 2015; Application No. 201080028029.0; 3 pages.	
	<b>109</b>	European Extended Search Report; dated September 4, 2015; Application No. 10830251.4; 7 pages.	
	<b>110</b>	European Extended Search Report; dated September 8, 2015; Application No. 10774623.2; 7 pages.	
	<b>111</b>	Japanese Examination Report; dated July 22, 2015; Application No. 2015-098324; 8 pages.	
	<b>112</b>	Japanese Examination Report; dated August 5, 2015; Application No. 2012-538784; 8 pages.	
	<b>113</b>	Australian Examination Report; dated September 28, 2016; Application No. 2010241390; 4 pages.	
	<b>114</b>	English Translation of Chinese Examination Report; dated September 3, 2014; Application No. 201080061122.1; 9 pages.	
	<b>115</b>	Second Chinese Office Action; dated January 19, 2015; Application No. 201080028029.0; 16 pages.	

Examiner Signature	Date Considered
--------------------	-----------------

**\*Examiner:** Initial if reference considered, whether or not citation is in conformance with MPEP 609. Draw line through citation if not in conformance and not considered. Include copy of this form with next communication to applicant.

T<sup>1</sup> - Place a check mark in this area when an English language Translation is attached.



<b>INFORMATION DISCLOSURE STATEMENT BY APPLICANT</b>	Application No.	14/333,134
	Filing Date	July 16, 2014
	First Named Inventor	Alastair Edwin McAuley
	Art Unit	3778
<i>(Multiple sheets used when necessary)</i>	Examiner	Annette Fredricka Dixon
SHEET 6 OF 9	Attorney Docket No.	FPHCR.112C1

**NON PATENT LITERATURE DOCUMENTS**

Examiner Initials	Cite No.	Include name of the author (in CAPITAL LETTERS), title of the article (when appropriate), title of the item (book, magazine, journal, serial, symposium, catalog, etc.), date, page(s), volume-issue number(s), publisher, city and/or country where published.	T <sup>1</sup>
	<b>116</b>	EPO Search Report; dated April 2, 2014; Application No. 09819444.2; 8 pages	
	<b>117</b>	Australian Examination Report; dated August 5, 2016; Application No. 2016204384; 2 pages	
	<b>118</b>	Australian Examination Report; Application No. 20015201920; dated July 20, 2015; 3 pages	
	<b>119</b>	European Examination Report; Application No. 07808683.2; dated July 8, 2015; 8 pages	
	<b>120</b>	Canadian Examination Report; Application No. 2890556; dated January 27, 2016; 3 pages	
	<b>121</b>	Third Chinese Office Action; Application No. 201080061122.1; dated April 1, 2016; 5 pages	
	<b>122</b>	European Search Report and Written Opinion dated May 12, 2016; 11 pages	
	<b>123</b>	Canadian Office Action; Application No. 2,780,310; dated July 26, 2016; 4 pages	
	<b>124</b>	Japanese Office Action; Application No. 2012-538784; dated July 25, 2016; 2 pages	
	<b>125</b>	Canadian Office Action; Application No. 2918167; dated October 3, 2016; 4 pages	
	<b>126</b>	Declaration of Dr. John Izuchukwu, Ph.D., P.E., Patent No. 8,479,741, IPR Nos. 2016-1714 & 2016-1718	
	<b>127</b>	Declaration of Dr. John Izuchukwu, Ph.D., P.E., Patent No. 8,443,807, IPR Nos. 2016-1726 & 2016-1734	
	<b>128</b>	File History of U.S. Patent No. 8,443,807 to McAuley et al.	
	<b>129</b>	File History of U.S. Patent No. 8,479,741 to McAuley et al.	
	<b>130</b>	Fisher & Paykel MR810 Manual, Rev. C	
	<b>131</b>	Fisher & Paykel HC200 Series Nasal CPAP Blower & Heated Humidifier User Manual	
	<b>132</b>	HomeDepot.com – Ring Nut Sales Page (Retrieved October 16, 2015 from <a href="http://www.homedepot.com/p/Everbilt-1-2-in-Galvanized-HexNut-804076/204647893">http://www.homedepot.com/p/Everbilt-1-2-in-Galvanized-HexNut-804076/204647893</a> )	
	<b>133</b>	Malloy, Plastic Part Design for Injection Molding (1994)	
	<b>134</b>	Merriam-Webster's Collegiate Dictionary, Eleventh Edition (2004) (selected portions)	

Examiner Signature	Date Considered
--------------------	-----------------

\***Examiner:** Initial if reference considered, whether or not citation is in conformance with MPEP 609. Draw line through citation if not in conformance and not considered. Include copy of this form with next communication to applicant.

T<sup>1</sup> - Place a check mark in this area when an English language Translation is attached.

<b>INFORMATION DISCLOSURE STATEMENT BY APPLICANT</b>	Application No.	14/333,134
	Filing Date	July 16, 2014
	First Named Inventor	Alastair Edwin McAuley
	Art Unit	3778
<i>(Multiple sheets used when necessary)</i>	Examiner	Annette Fredricka Dixon
SHEET 7 OF 9	Attorney Docket No.	FPHCR.112C1

**NON PATENT LITERATURE DOCUMENTS**

Examiner Initials	Cite No.	Include name of the author (in CAPITAL LETTERS), title of the article (when appropriate), title of the item (book, magazine, journal, serial, symposium, catalog, etc.), date, page(s), volume-issue number(s), publisher, city and/or country where published.	T <sup>1</sup>
	<b>135</b>	Patent Owner's Complaint for Fisher & Paykel Healthcare Ltd. v. ResMed Corp., Case No. 3:16-cv-02068-GPC-WVG (S.D. Cal.)	
	<b>136</b>	Patent Owner's Complaint for Fisher & Paykel Healthcare Ltd. v. ResMed Corp., Case No. 2:16-cv-06099-R-AJW (C.D. Cal.)	
	<b>137</b>	Patent Owner's Notice of Voluntary Dismissal Without Prejudice for Fisher & Paykel Healthcare Ltd. v. ResMed Corp., Case No. 2:16- cv-06099-R-AJW (C.D. Cal.)	
	<b>138</b>	Petitioners' Complaint for ResMed Inc., et al. v. Fisher & Paykel Healthcare Corp. Ltd., et al., Case No. 3:16-cv-02072-JAH-MDD (S.D. Cal.)	
	<b>139</b>	Petitioners' Notice of Voluntary Dismissal Without Prejudice for ResMed Inc., et al. v. Fisher & Paykel Healthcare Corp. Ltd., et al., Case No. 3:16-cv-02072-JAH-MDD (S.D. Cal.)	
	<b>140</b>	Petition for Inter Partes Review of United States Patent No. 8,479,741 Pursuant to 35 U.S.C. §§ 311-19, 37 C.F.R. § 42, IPR2016-01714	
	<b>141</b>	Petition for Inter Partes Review of United States Patent No. 8,479,741 Pursuant to 35 U.S.C. §§ 311-19, 37 C.F.R. § 42, IPR2016-01718	
	<b>142</b>	Petition for Inter Partes Review of United States Patent No. 8,443,807 Pursuant to 35 U.S.C. §§ 311-19, 37 C.F.R. § 42, IPR2016-01726	
	<b>143</b>	Petition for Inter Partes Review of United States Patent No. 8,443,807 Pursuant to 35 U.S.C. §§ 311-19, 37 C.F.R. § 42, IPR2016-01734	
	<b>144</b>	ResMed FlexiFit web pages (Wayback Machine)	
	<b>145</b>	ResMed Webpage from June 29, 1997 (Source: Wayback Machine Internet Archive); <a href="http://web.archive.org/web/19970629053430/http://www.resmed.com/maskframes/mask.htm">http://web.archive.org/web/19970629053430/http://www.resmed.com/maskframes/mask.htm</a>	
	<b>146</b>	ResMed "Mirage Swift™ Nasal Pillows System from ResMed" publication, ©2004 ResMed Ltd.	
	<b>147</b>	ResMed "Mirage Swift™ Nasal Pillows System: User's Guide" publication, ©2004 ResMed Ltd.	
	<b>148</b>	ResMed "Mirage Vista™ Nasal Mask: Components Card" publication, ©2005 ResMed Ltd.	
	<b>149</b>	ResMed Origins Brochure (Retrieved April 17, 2016 from <a href="http://www.resmed.com/us/dam/documents/articles/resmedorigins.pdf">http://www.resmed.com/us/dam/documents/articles/resmedorigins.pdf</a> )	
	<b>150</b>	ResMed Ultra Mirage brochure	
	<b>151</b>	ResMed Ultra Mirage web pages (Wayback Machine)	
	<b>152</b>	Statutory Declaration made by Alistair Edwin McAuley, Apr. 9, 2015, in the matter of an Opposition by Fisher & Paykel Healthcare Limited of Australian patent application 2009221630 in the name of ResMed Limited	
	<b>153</b>	The American Heritage Dictionary of the English Language, Fourth Edition (2006) (selected portions)	

Examiner Signature	Date Considered
--------------------	-----------------

\***Examiner:** Initial if reference considered, whether or not citation is in conformance with MPEP 609. Draw line through citation if not in conformance and not considered. Include copy of this form with next communication to applicant.

T<sup>1</sup> - Place a check mark in this area when an English language Translation is attached.

<b>INFORMATION DISCLOSURE STATEMENT BY APPLICANT</b>	Application No.	14/333,134
	Filing Date	July 16, 2014
	First Named Inventor	Alastair Edwin McAuley
	Art Unit	3778
<i>(Multiple sheets used when necessary)</i>	Examiner	Annette Fredricka Dixon
SHEET 8 OF 9	Attorney Docket No.	FPHCR.112C1

**NON PATENT LITERATURE DOCUMENTS**

Examiner Initials	Cite No.	Include name of the author (in CAPITAL LETTERS), title of the article (when appropriate), title of the item (book, magazine, journal, serial, symposium, catalog, etc.), date, page(s), volume-issue number(s), publisher, city and/or country where published.	T <sup>1</sup>
	<b>154</b>	WeddingBands.com – Men's Wedding Ring Shopping Page (Retrieved October 16, 2015 from <a href="http://www.weddingbands.com/ProductPop_wedding_bands_metal/4_8214W.html">http://www.weddingbands.com/ProductPop_wedding_bands_metal/4_8214W.html</a> )	
	<b>155</b>	International Search Report; PCT/NZ2010/000229; dated March 18, 2011; 9 pages	
	<b>156</b>	Written Opinion of the International Searching Authority; PCT/NZ2010/000229; dated March 18, 2011; 13 pages	
	<b>157</b>	International Preliminary Report on Patentability and Written Opinion of the ISA; International Application No. PCT/NZ2010/000229; dated May 22, 2012; 14 pages	
	<b>158</b>	International Search Report; Application No. PCT/NZ2013/000138; dated December 4, 2013; 7 pages	
	<b>159</b>	Philips Respironics "System One Heated Humidifier-User Manual", 2011, pages 1-16, [retrivied on 11-25-2013] from the internet: URL: <a href="http://www.cpapxchange.com/cpap-machines-biap-machines/system-one-60-series-cpap-humidifier-manual.pdf">http://www.cpapxchange.com/cpap-machines-biap-machines/system-one-60-series-cpap-humidifier-manual.pdf</a> front cover, pages 3-4 and 6.	
	<b>160</b>	International Search Report; PCT/NZ2005/000062; dated May 27, 2005;3 pages.	
	<b>161</b>	Office Action in corresponding Australian Patent Application No. 2016202799, dated May 31, 2016, in 2 pages.	
	<b>162</b>	Office Action in corresponding Australian Patent Application No. 2016202801, dated June 20, 2016, in 2 pages.	
	<b>163</b>	Office Action in corresponding Indian Patent Application No. 5250/KOLNP/2008, dated May 23, 2017, in 8 pages.	
	<b>164</b>	Office Action in corresponding European Patent Application No. 09746823.5, dated April 3, 2017, in 2 pages.	
	<b>165</b>	Office Action in corresponding Australian Patent Application No. 2017201021, dated April 7, 2017, in 6 pages.	
	<b>166</b>	Office Action in corresponding Canadian Patent Application No. 2890556, dated November 28, 2016, in 4 pages.	
	<b>167</b>	Fisher & Paykel Interface Solutions Brochure	
	<b>168</b>	Flexifit Brochure, Full Face Delivery-FlexiFit™431	
	<b>169</b>	Flexifit, Series HC 431 Instructions for Use	
	<b>170</b>	Provisional Application, No. 61064406, 34 pages.	
	<b>171</b>	Provisional Application, No. 61071893, 43 pages.	
	<b>172</b>	Provisional Application, No. 61136617, 82 pages.	

Examiner Signature	Date Considered
--------------------	-----------------

\***Examiner:** Initial if reference considered, whether or not citation is in conformance with MPEP 609. Draw line through citation if not in conformance and not considered. Include copy of this form with next communication to applicant.

T<sup>1</sup> - Place a check mark in this area when an English language Translation is attached.

<b>INFORMATION DISCLOSURE STATEMENT BY APPLICANT</b>	Application No.	14/333,134
	Filing Date	July 16, 2014
	First Named Inventor	Alastair Edwin McAuley
	Art Unit	3778
<i>(Multiple sheets used when necessary)</i>	Examiner	Annette Fredricka Dixon
SHEET 9 OF 9	Attorney Docket No.	FPHCR.112C1

**NON PATENT LITERATURE DOCUMENTS**

Examiner Initials	Cite No.	Include name of the author (in CAPITAL LETTERS), title of the article (when appropriate), title of the item (book, magazine, journal, serial, symposium, catalog, etc.), date, page(s), volume-issue number(s), publisher, city and/or country where published.	T <sup>1</sup>
	<b>173</b>	Patent Owner Preliminary Response to Petition for Inter Partes Review of United States Patent No. 8,479,741, IPR2016-01714, filed December 14, 2016	
	<b>174</b>	Decision Denying Institution of Inter Partes Review of United States Patent No. 8,479,741 Pursuant to 37 C.F.R. § 42.108, IPR2016-01714, entered March 10, 2017	
	<b>175</b>	Patent Owner Preliminary Response to Petition for Inter Partes Review of United States Patent No. 8,479,741, IPR2016-01718, filed December 16, 2016	
	<b>176</b>	Decision Denying Institution of Inter Partes Review of United States Patent No. 8,479,741 Pursuant to 37 C.F.R. § 42.108, IPR2016-01718, entered March 13, 2017	
	<b>177</b>	Patent Owner Preliminary Response to Petition for Inter Partes Review of United States Patent No. 8,443,807, IPR2016-01726, filed December 13, 2016	
	<b>178</b>	Decision Denying Institution of Inter Partes Review of United States Patent No. 8,443,807 Pursuant to 37 C.F.R. § 42.108, IPR2016-01726, entered March 6, 2017	
	<b>179</b>	Patent Owner Preliminary Response to Petition for Inter Partes Review of United States Patent No. 8,443,807, IPR2016-01734, filed December 22, 2016	
	<b>180</b>	Decision Denying Institution of Inter Partes Review of United States Patent No. 8,443,807 Pursuant to 37 C.F.R. § 42.108, IPR2016-01734, entered March 13, 2017	

26568158

Examiner Signature	Date Considered
<p><b>*Examiner:</b> Initial if reference considered, whether or not citation is in conformance with MPEP 609. Draw line through citation if not in conformance and not considered. Include copy of this form with next communication to applicant.</p>	

T<sup>1</sup> - Place a check mark in this area when an English language Translation is attached.

## Electronic Acknowledgement Receipt

<b>EFS ID:</b>	30185171
<b>Application Number:</b>	14333134
<b>International Application Number:</b>	
<b>Confirmation Number:</b>	6841
<b>Title of Invention:</b>	BREATHING ASSISTANCE APPARATUS
<b>First Named Inventor/Applicant Name:</b>	Alastair Edwin McAuley
<b>Customer Number:</b>	20995
<b>Filer:</b>	Michael A. Guiliana/Chelsea Burdeno
<b>Filer Authorized By:</b>	Michael A. Guiliana
<b>Attorney Docket Number:</b>	FPHCR.112C1
<b>Receipt Date:</b>	28-AUG-2017
<b>Filing Date:</b>	16-JUL-2014
<b>Time Stamp:</b>	14:32:55
<b>Application Type:</b>	Utility under 35 USC 111(a)

### Payment information:

Submitted with Payment	no
------------------------	----

### File Listing:

Document Number	Document Description	File Name	File Size(Bytes)/ Message Digest	Multi Part /.zip	Pages (if appl.)
1	Foreign Reference	DE19603949A1_wTranslation.pdf	889124  e72f446b7729081bc78184a08e467f4b3ff30ce8	no	7

### Warnings:

RMD

<b>Information:</b>					
2	Foreign Reference	DE10312881B3.pdf	556293	no	6
			e59592bbffbf1cfafdb442d35d71d561b6171c8a		
<b>Warnings:</b>					
<b>Information:</b>					
3	Foreign Reference	DE895692.pdf	442074	no	3
			9089d627505c410aba944f8a9d865e66b9b549c2		
<b>Warnings:</b>					
<b>Information:</b>					
4	Foreign Reference	EP1488820B1.pdf	1517382	no	10
			06dea5e84c61883d8148e144b6c5851fb47b72da		
<b>Warnings:</b>					
<b>Information:</b>					
5	Foreign Reference	FR2658725_wAbstract.pdf	1502755	no	15
			07fa40359a9c9b194a9ed8efdc094e525d9f05be		
<b>Warnings:</b>					
<b>Information:</b>					
6	Foreign Reference	FR2749176_wAbstract.pdf	779193	no	12
			c6ae4130541be5e680359460b18a951f6ab309d		
<b>Warnings:</b>					
<b>Information:</b>					
7	Foreign Reference	GB979357A.pdf	161161	no	3
			10c2af5cea2d15238d647cbb0370f3b4e6c7d560		
<b>Warnings:</b>					
<b>Information:</b>					
8	Foreign Reference	GB2173274.pdf	1027572	no	9
			be6de8297f844729be5d54a64b413b082a9c88a6		
<b>Warnings:</b>					
<b>Information:</b>					

9	Foreign Reference	GB2133275A.pdf	1048311	no	6
			22f65b3ef8967f54f9adc0ea161a170c00a54d11		
<b>Warnings:</b>					
<b>Information:</b>					
10	Foreign Reference	JP2004016488_wAbstract.pdf	2127217	no	15
			fb22ca979cd457f0565ad9ae74f1d15588809eef		
<b>Warnings:</b>					
<b>Information:</b>					
11	Foreign Reference	WO199804311.pdf	1498665	no	25
			e6c1a9d6eaa5ae11fcc7e15465b522caa646f334		
<b>Warnings:</b>					
<b>Information:</b>					
12	Foreign Reference	WO9804310A1.pdf	2157821	no	19
			de83bda6635f36310614d95b37e24012f9c05dd5		
<b>Warnings:</b>					
<b>Information:</b>					
13	Foreign Reference	WO199857691.pdf	1269887	no	20
			6d49acaacb285fa8cdb37a2a336451dd2b769544		
<b>Warnings:</b>					
<b>Information:</b>					
14	Foreign Reference	WO2000050122.pdf	1149531	no	33
			159a17970b14efbda5f8292f9d9cef777f8cc05b		
<b>Warnings:</b>					
<b>Information:</b>					
15	Foreign Reference	WO2000057942.pdf	2612342	no	24
			ca9bfa823d173b8e24eff0c9999124daf18f9cc		
<b>Warnings:</b>					
<b>Information:</b>					

16	Foreign Reference	WO2000078384.pdf	2545035	no	22
			8cb7b4c065178a0b72eaaab226b62874cb87650ce		
<b>Warnings:</b>					
<b>Information:</b>					
17	Foreign Reference	WO2001000266.pdf	1882844	no	17
			c59f228b9ecb4db1be0a1ad17c95a6569d004e42		
<b>Warnings:</b>					
<b>Information:</b>					
18	Foreign Reference	WO2001062326.pdf	2118823	no	55
			f27402f6c9f2737997e790468ece12e84a979312		
<b>Warnings:</b>					
<b>Information:</b>					
19	Foreign Reference	WO2002047749.pdf	1113730	no	28
			514d6115435874711f695a852e5c32c53eec7a3f		
<b>Warnings:</b>					
<b>Information:</b>					
20	Foreign Reference	WO2003035156.pdf	3310505	no	74
			9bb62b6af9bef3a7799c30fabec7681baaddf91f		
<b>Warnings:</b>					
<b>Information:</b>					
21	Foreign Reference	WO2004022147.PDF	8738471	no	111
			d0ee65e71fdc3676dd733b99266586cb1e28cf96		
<b>Warnings:</b>					
<b>Information:</b>					
22	Foreign Reference	WO2004007010A1.pdf	2797090	no	28
			8069951ee07a3f937dc5a14af4d8d76c54347f90		
<b>Warnings:</b>					
<b>Information:</b>					



23	Foreign Reference	WO2004041342.pdf	5221191	no	165
			32396c34ad691a0a763b5304fe2c850476e88d4a		
<b>Warnings:</b>					
<b>Information:</b>					
24	Foreign Reference	WO2005079726.PDF	4001047	no	31
			d393e9c32a46acb52446e0e7616028aa85cc075d		
<b>Warnings:</b>					
<b>Information:</b>					
25	Foreign Reference	WO2005123166.pdf	4278095	no	108
			4159dcb087c01fd9839959924a0e808228b612f2		
<b>Warnings:</b>					
<b>Information:</b>					
26	Foreign Reference	WO2006000046.pdf	1016446	no	28
			b81ec3e9bef195b78192b7c2ba514bc81126c51		
<b>Warnings:</b>					
<b>Information:</b>					
27	Foreign Reference	WO2006069415A1.pdf	3871272	no	32
			d8707f3156652c95409351af92209c74daa2f0bd		
<b>Warnings:</b>					
<b>Information:</b>					
28	Foreign Reference	WO2006074515.pdf	1612929	no	44
			b3ce22a5455ed4862036f5cf6442f07d003e8e1f		
<b>Warnings:</b>					
<b>Information:</b>					
29	Foreign Reference	WO2006096924.pdf	15950603	no	142
			992664f6b7e0cb60af47ba41c3c7fb5b12f5e35		
<b>Warnings:</b>					
<b>Information:</b>					

30	Foreign Reference	WO2006130903.pdf	8091336	no	208
			9ddc52add14156ae0b9c0cbd382e9eb2119181f		
<b>Warnings:</b>					
<b>Information:</b>					
31	Foreign Reference	WO2007006089.pdf	1873088	no	49
			22b1ceae8b943907518803ee428cf6e83b29a42		
<b>Warnings:</b>					
<b>Information:</b>					
32	Foreign Reference	WO2007041751A1.pdf	16268319	no	139
			9904cb57613fb6538b8ef7ddc7469411d7a59491		
<b>Warnings:</b>					
<b>Information:</b>					
33	Foreign Reference	WO2007045008.pdf	4810497	no	139
			3817508fca0e32b1a61ebbfdf8f665c8d6d96335		
<b>Warnings:</b>					
<b>Information:</b>					
34	Foreign Reference	WO2007048174.pdf	1731373	no	51
			a200faf2be507593cba327a4d1385a824d4b29fe		
<b>Warnings:</b>					
<b>Information:</b>					
35	Foreign Reference	WO2007147088.pdf	6379243	no	83
			9e3678e2c99e9def701e1d3b2f9d2cd11bda794a		
<b>Warnings:</b>					
<b>Information:</b>					
36	Foreign Reference	WO2008007985.pdf	4203784	no	47
			f39ab4046503eae26f05f30016d4f6ad38b7c26		
<b>Warnings:</b>					
<b>Information:</b>					

37	Foreign Reference	WO2008030831A2.pdf	3375309	no	27
			18625917d3dfde5e5fdb040a8247ba58b7a9db4b		
<b>Warnings:</b>					
<b>Information:</b>					
38	Foreign Reference	WO2008060295A2.pdf	6042782	no	57
			05b46da6d4cdf5e0020ef6064bd9335328d4f4f6		
<b>Warnings:</b>					
<b>Information:</b>					
39	Foreign Reference	WO2008068966.pdf	1263984	no	35
			5c92c2ed01156116857348b7610b921a565077ea		
<b>Warnings:</b>					
<b>Information:</b>					
40	Foreign Reference	WO2009026627.pdf	1431142	no	35
			1a969c2d5731998e7c99a6dfd8e25f8e5cdf30		
<b>Warnings:</b>					
<b>Information:</b>					
41	Foreign Reference	WO2010066004.pdf	3309152	no	82
			a8f491aa510ab6a9972e6ce907d5f72837b0f352		
<b>Warnings:</b>					
<b>Information:</b>					
42	Foreign Reference	WO2011014931A1.pdf	19093240	no	194
			5b3a82ef641c6c451ec2b990e3ac115939e3c8f3		
<b>Warnings:</b>					
<b>Information:</b>					
43	Foreign Reference	WO2011059346A1.pdf	11903716	no	136
			140231590c08a84c537a395204a56a5295994d20		
<b>Warnings:</b>					
<b>Information:</b>					

44	Foreign Reference	WO2012052902A2.pdf	3959021	no	41
			17976d358bd8191cbd8ffc5e3068bde20a75c5fd		
<b>Warnings:</b>					
<b>Information:</b>					
45	Foreign Reference	WO2015033287A1.pdf	1857832	no	20
			d4253bb4b949b2a335a405ed79d96e96138bf4c		
<b>Warnings:</b>					
<b>Information:</b>					
46	Foreign Reference	WO2017049356A1.pdf	21833780	no	212
			4a96f0aee6a21da195469ca4daf9f6a8db9a5aa6		
<b>Warnings:</b>					
<b>Information:</b>					
47	Foreign Reference	WO2017049357A1.pdf	16100028	no	140
			1ad6cb434e42f71b22692eff6fda3110eff602dd		
<b>Warnings:</b>					
<b>Information:</b>					
48	Non Patent Literature	052014_ISR_PCTNZ2014000021_FPHCR351.pdf	1097718	no	10
			35299a8d2e0222f7ba7bfcaa9e39922c8706ebbb		
<b>Warnings:</b>					
<b>Information:</b>					
49	Non Patent Literature	092816_OA_AU2010241390.pdf	159748	no	4
			75e36f22648165f29ad73a3bad16c3f6bb129412		
<b>Warnings:</b>					
<b>Information:</b>					
50	Non Patent Literature	080516_OA_AU2016204384.pdf	140242	no	2
			395a1601a23182d331a5b176d27dad4364d525ed		
<b>Warnings:</b>					
<b>Information:</b>					

51	Non Patent Literature	072015_OA_AU2015201920.pdf	234725 019f5e0913477b6430fb6cc0d5e25c1f5f0b4101	no	3
<b>Warnings:</b>					
<b>Information:</b>					
52	Non Patent Literature	070815_OA_EP07808683.pdf	862773 120bad366dc8de16e7978e71557c8b807b112701	no	8
<b>Warnings:</b>					
<b>Information:</b>					
53	Non Patent Literature	012716_OA_CA2890556.pdf	852318 c0cfcb313759a6d7c1e832d3b4f4961adc4e62bb	no	3
<b>Warnings:</b>					
<b>Information:</b>					
54	Non Patent Literature	040116_OA_CN201080061122.pdf	375169 9e19bb9dec82e17d9fb7ea43be63a52d6aa86dda	no	5
<b>Warnings:</b>					
<b>Information:</b>					
55	Non Patent Literature	051216_Extended_SR_EP097468235.pdf	1190737 94c066102a0677cb7566abbb9fdd781af5c7f8ac	no	11
<b>Warnings:</b>					
<b>Information:</b>					
56		FPHCR112C1_IDS.pdf	487654 4ea2375a92e4d0d471a7598186771bf5d5cd4c88	yes	11
	<b>Multipart Description/PDF files in .zip description</b>				
	<b>Document Description</b>		<b>Start</b>	<b>End</b>	
	Transmittal Letter		1	2	
	Information Disclosure Statement (IDS) Form (SB08)		3	11	
<b>Warnings:</b>					
<b>Information:</b>					
<b>Total Files Size (in bytes):</b>			216126119		

**This Acknowledgement Receipt evidences receipt on the noted date by the USPTO of the indicated documents, characterized by the applicant, and including page counts, where applicable. It serves as evidence of receipt similar to a Post Card, as described in MPEP 503.**

**New Applications Under 35 U.S.C. 111**

**If a new application is being filed and the application includes the necessary components for a filing date (see 37 CFR 1.53(b)-(d) and MPEP 506), a Filing Receipt (37 CFR 1.54) will be issued in due course and the date shown on this Acknowledgement Receipt will establish the filing date of the application.**

**National Stage of an International Application under 35 U.S.C. 371**

**If a timely submission to enter the national stage of an international application is compliant with the conditions of 35 U.S.C. 371 and other applicable requirements a Form PCT/DO/EO/903 indicating acceptance of the application as a national stage submission under 35 U.S.C. 371 will be issued in addition to the Filing Receipt, in due course.**

**New International Application Filed with the USPTO as a Receiving Office**

**If a new international application is being filed and the international application includes the necessary components for an international filing date (see PCT Article 11 and MPEP 1810), a Notification of the International Application Number and of the International Filing Date (Form PCT/RO/105) will be issued in due course, subject to prescriptions concerning national security, and the date shown on this Acknowledgement Receipt will establish the international filing date of the application.**

**INFORMATION DISCLOSURE STATEMENT**

First Inventor :	Alastair Edwin McAuley
App. No. :	14/333,134
Filed :	July 16, 2014
For :	BREATHING ASSISTANCE APPARATUS
Examiner :	Annette Fredricka Dixon
Art Unit :	3778
Conf. No. :	6841

Commissioner for Patents  
P.O. Box 1450  
Alexandria, VA 22313-1450

**References and Listing**

Pursuant to 37 CFR 1.56, an Information Disclosure Statement (IDS) listing references is provided herewith. References numbered 8, 10-11, 13, 16-18, 21, 23, 25, 29, 31-32, 35-36, 39-41, 43-46, 48, 52, 54-60, 63-70, 74, 79-85, 92, 113, and 117-122 are provided in this submission, and the rest of the references will be submitted separately. Some of the foreign references may also include English abstracts and/or machine translations, but no representation is made as to their accuracy. If the Examiner would like additional information regarding these references or if anything is unclear, the Examiner is invited to contact the undersigned for assistance.

**No Disclaimers**

To the extent that anything in the IDS or the listed references could be construed as a disclaimer of any subject matter supported by the present application, Applicant hereby rescinds and retracts such disclaimer.

**Timing of Disclosure**

This IDS is being filed within three months of the filing date or date of national phase entry, with an RCE or before receipt of a First Office Action after an RCE, and no fee is believed to be required.

**Application No.:** 14/333,134  
**Filing Date:** July 16, 2014

The Commissioner is hereby authorized to charge any additional fees which may be required, or credit any overpayment, to Account No. 11-1410.

Respectfully submitted,

KNOBBE, MARTENS, OLSON & BEAR, LLP

Dated: August 28, 2017

By: Michael Guiliana/

Michael A. Guiliana  
Registration No. 42,611  
Registered Practitioner  
Customer No. 20995  
(949) 760-0404

26578132



**INFORMATION DISCLOSURE STATEMENT**

First Inventor :	Alastair Edwin McAuley
App. No. :	14/333,134
Filed :	July 16, 2014
For :	BREATHING ASSISTANCE APPARATUS
Examiner :	Dixon, Annette Fredricka Dixon
Art Unit :	3778
Conf. No. :	6841

Commissioner for Patents  
P.O. Box 1450  
Alexandria, VA 22313-1450

Dear Sir:

Submitted herewith are copies of the references numbered 30, 33-34, 37-38, 42, 47, 49-50, 53, 61-62, 71-73, 75-78, 86-91, 93-112, 114-116, 158, and 179-180 listed on the PTO/SB/08 equivalent filed under EFS ID 30185171.

The Commissioner is hereby authorized to charge any additional fees which may be required, or credit any overpayment, to Account No. 11-1410.

Respectfully submitted,  
KNOBBE, MARTENS, OLSON & BEAR, LLP

Dated: August 28, 2017

By: /Michael Guiliana/  
Michael A. Guiliana  
Registration No. 42,611  
Registered Practitioner  
Customer No. 20995  
(949) 760-0404

## Electronic Acknowledgement Receipt

<b>EFS ID:</b>	30186378
<b>Application Number:</b>	14333134
<b>International Application Number:</b>	
<b>Confirmation Number:</b>	6841
<b>Title of Invention:</b>	BREATHING ASSISTANCE APPARATUS
<b>First Named Inventor/Applicant Name:</b>	Alastair Edwin McAuley
<b>Customer Number:</b>	20995
<b>Filer:</b>	Michael A. Guiliana/Chelsea Burdeno
<b>Filer Authorized By:</b>	Michael A. Guiliana
<b>Attorney Docket Number:</b>	FPHCR.112C1
<b>Receipt Date:</b>	28-AUG-2017
<b>Filing Date:</b>	16-JUL-2014
<b>Time Stamp:</b>	14:36:11
<b>Application Type:</b>	Utility under 35 USC 111(a)

### Payment information:

Submitted with Payment	no
------------------------	----

### File Listing:

Document Number	Document Description	File Name	File Size(Bytes)/ Message Digest	Multi Part /.zip	Pages (if appl.)
1	Non Patent Literature	122216_Patent_Owner_Preliminary_Response_8443807_IPR2_01601734.pdf	1611384  31aa29d2feecf4ca005c7cbc7dd0f95id73f3cf	no	89

### Warnings:

RMD

<b>Information:</b>					
2	Non Patent Literature	031317_Decision_Denying_Ins titution_of_Inter_Parties_Revie w_8443807_IPR201601734.pdf	1608275	no	33
			b2d5289cb15a9f92f61942528887e45fad1 01d4		
<b>Warnings:</b>					
<b>Information:</b>					
3	Foreign Reference	WO1998018514A1.pdf	670616	no	34
			a0a72282317fc62ed21f1f5f78ff18264197c 233		
<b>Warnings:</b>					
<b>Information:</b>					
4	Foreign Reference	WO1999004842A1.pdf	472065	no	20
			7b7df0aa1979947edaa2ddd83389dedb3fd 65597		
<b>Warnings:</b>					
<b>Information:</b>					
5	Foreign Reference	WO1999058181A1.pdf	738403	no	35
			7ae98c967a6cbbb242830e413eec6bd31fb aa487		
<b>Warnings:</b>					
<b>Information:</b>					
6	Foreign Reference	WO2000069497A1.pdf	328922	no	20
			5200835dacc511bfb0046959570b0938887 fd34c		
<b>Warnings:</b>					
<b>Information:</b>					
7	Foreign Reference	WO2000074758A1.pdf	737804	no	40
			b8ba9b33f150a9b834e2bf906b650ddb97 dec34		
<b>Warnings:</b>					
<b>Information:</b>					
8	Foreign Reference	WO2001097892A1.pdf	888163	no	41
			e179db00955ced88631bd8b2bfbda04c90 7012b1		
<b>Warnings:</b>					
<b>Information:</b>					

9	Foreign Reference	WO2004041341A1.pdf	3514533	no	35
			bdbefa354b2fd29868bd8259dde12c8fa95b2842		
<b>Warnings:</b>					
<b>Information:</b>					
10	Foreign Reference	WO2004073778A1.pdf	3495054	no	179
			75f440d5776a7226f43897566eb74a8aeac67b5a		
<b>Warnings:</b>					
<b>Information:</b>					
11	Foreign Reference	WO2005021075A1.pdf	626343	no	28
			dd936059d21e5856c19ed8e6cee203255b2540d3		
<b>Warnings:</b>					
<b>Information:</b>					
12	Foreign Reference	WO2005051468A1.pdf	1001618	no	58
			73c038967f8f1041497113047cf48cd036b7226f		
<b>Warnings:</b>					
<b>Information:</b>					
13	Foreign Reference	WO2005086946A2.pdf	414775	no	22
			9d1960343589996c85dd79b6026515b80dafa87cc		
<b>Warnings:</b>					
<b>Information:</b>					
14	Foreign Reference	WO2007022562A1.pdf	3847122	no	29
			0e5334cc147c36cd3af15102d38e806abd869764		
<b>Warnings:</b>					
<b>Information:</b>					
15	Foreign Reference	WO2007041786A1.pdf	3488974	no	30
			d602ccf7150b3b2aa35bc2c0bd42c55aa3c56df5		
<b>Warnings:</b>					
<b>Information:</b>					

16	Foreign Reference	WO2008070929A1.pdf	4274093	no	210
			3a082daabdc0052c662786efc3fd3c5f98f36b		
<b>Warnings:</b>					
<b>Information:</b>					
17	Foreign Reference	WO2008106716A1.pdf	2348434	no	96
			0b2c0964c52f79f8d65033f3b3276288456b1329		
<b>Warnings:</b>					
<b>Information:</b>					
18	Foreign Reference	WO2008148086A1.pdf	899191	no	28
			b84327ad4b8539562065e8e01841c1844acb5fe9		
<b>Warnings:</b>					
<b>Information:</b>					
19	Foreign Reference	WO2009052560A1.pdf	3843950	no	183
			9f6702fe7c9703a0dae556a95f7407afbdb712f		
<b>Warnings:</b>					
<b>Information:</b>					
20	Foreign Reference	WO2009059353A1.pdf	2963804	no	121
			c6597cf8f0d6eb64a7a25b7b3fbb14fc30526550		
<b>Warnings:</b>					
<b>Information:</b>					
21	Foreign Reference	WO2009092057A1.pdf	654292	no	89
			06bc67c245ac2b575ec3dd33dc2654c8755149b8		
<b>Warnings:</b>					
<b>Information:</b>					
22	Foreign Reference	WO2009139647A1.pdf	786718	no	36
			94302dc6000674d6cdcb08d610570e9edb4042338		
<b>Warnings:</b>					
<b>Information:</b>					

23	Non Patent Literature	041211_IPRP_PCTNZ20090002 19_9pages.pdf	1073995 61db1e113c9182c9c4e10bbca71ca28a46d5ec7a	no	9
<b>Warnings:</b>					
<b>Information:</b>					
24	Non Patent Literature	020210_ISR_PCT_NZ20090002 19_3pages.pdf	282490 070934b9231770be1e659903e3bac25888c7a07b	no	3
<b>Warnings:</b>					
<b>Information:</b>					
25	Non Patent Literature	OA_CN2007800266164_wTran slation_5pages.pdf	812189 c3284fd0ed8e452c88ad359ebb1adc5aaa4375da	no	5
<b>Warnings:</b>					
<b>Information:</b>					
26	Non Patent Literature	052212_OA_AU2007273324_3 pages.pdf	371915 207b834077cb6dc1f0bf5b83581742320d605383	no	3
<b>Warnings:</b>					
<b>Information:</b>					
27	Non Patent Literature	103107_ISR_PCTNZ200700018 5_3pages.pdf	317491 87355f42f82c94ec6f43857ee521bd82b36d69a7	no	3
<b>Warnings:</b>					
<b>Information:</b>					
28	Non Patent Literature	120114_OA_CN201210080441 8_wTranslation_11pages.pdf	1492039 6da3db014f5f98bb955a5ebdceb4116856598ac	no	11
<b>Warnings:</b>					
<b>Information:</b>					
29	Non Patent Literature	121913_OA_AU2012265597_5 pages.pdf	518530 62f76064d6c53e45bf651426279850c8607a1ee0	no	5
<b>Warnings:</b>					
<b>Information:</b>					

30	Non Patent Literature	100413_OA_CA2655839_2pages.pdf	371843	no	2
			a9255937202da657cf9e873ade9dae647de4620a		
<b>Warnings:</b>					
<b>Information:</b>					
31	Non Patent Literature	CN2007800266164_OA_wTranslation_5pages.pdf	812189	no	5
			45cfcafe352a2a01a93c85d9c3c9aaedffa54722		
<b>Warnings:</b>					
<b>Information:</b>					
32	Non Patent Literature	072809_ISR_PCTNZ200900007_2_4pages.pdf	505895	no	4
			b1784c98cddd49781f7dd5030e4ab23b58309c2e		
<b>Warnings:</b>					
<b>Information:</b>					
33	Non Patent Literature	031413_SR_OA_GB12100756_2pages.pdf	238298	no	2
			503b81e861ca2048502fa4b9f291315fdde04b43		
<b>Warnings:</b>					
<b>Information:</b>					
34	Non Patent Literature	050913_OA_GB111938511_4pages.pdf	507861	no	4
			37e9aee3b7551e06d2f6a78aede1be8723c9f63d		
<b>Warnings:</b>					
<b>Information:</b>					
35	Non Patent Literature	030414_OA_AU2010246985_5pages.pdf	645378	no	5
			33fe6a6aabf373c95c3f93f6929215a1cc1c4922		
<b>Warnings:</b>					
<b>Information:</b>					
36	Non Patent Literature	021014_OA_JP2012510418_wTranslation_4pages.pdf	273645	no	4
			34fa7a283ff0974b89be929721a78de1eb5d16d7		
<b>Warnings:</b>					
<b>Information:</b>					

37	Non Patent Literature	032714_OA_CN201080028029_0_16pages.pdf	3195000	no	16
			507320b4583077cf95eb65d134b5374a4a511e31		
<b>Warnings:</b>					
<b>Information:</b>					
38	Non Patent Literature	050714_SR_OA_GB14064026_6pages.pdf	710788	no	6
			b32e71a4f26f2a408d74350bd86cec2b87be5572		
<b>Warnings:</b>					
<b>Information:</b>					
39	Non Patent Literature	050714_SR_OA_GB14064018_4pages.pdf	752840	no	4
			f80f27a8160883ed632521b73f475def229e6767		
<b>Warnings:</b>					
<b>Information:</b>					
40	Non Patent Literature	OA_JP2012538784_3pages.pdf	329110	no	3
			0dfae08b01870b9c0a757e5150438b5eb795098f		
<b>Warnings:</b>					
<b>Information:</b>					
41	Non Patent Literature	081415_OA_AU2015202814_8pages.pdf	1145088	no	8
			ee3068a8c3438428f0377f94618b33569e3f0173		
<b>Warnings:</b>					
<b>Information:</b>					
42	Non Patent Literature	071715_OA_CN201080061122_1_10pages.pdf	1626348	no	10
			0b37d165a40dc32fa83f88571ee9ace6ff3cf697		
<b>Warnings:</b>					
<b>Information:</b>					
43	Non Patent Literature	091415_CN2010800280290_3pages.pdf	417777	no	3
			be3712b1c62267c471f9e209051d5122469e05de		
<b>Warnings:</b>					
<b>Information:</b>					



44	Non Patent Literature	090415_Extended_SR_EP108302514_7pages.pdf	646350 a9e7b1a482127760c53bf9fa6b0903ae004d9352	no	7
<b>Warnings:</b>					
<b>Information:</b>					
45	Non Patent Literature	090815_Extended_SR_EP107746232_7pages.pdf	584015 ca59c351d2d49dc5d3ede3989cfd5cc3192e4d89	no	7
<b>Warnings:</b>					
<b>Information:</b>					
46	Non Patent Literature	072215_OA_JP2015098324_8pages.pdf	994157 7871c65a260b35ef3fbaad545b2f2906c37e41680	no	8
<b>Warnings:</b>					
<b>Information:</b>					
47	Non Patent Literature	080515_OA_JP2012538784_8pages.pdf	1163582 ab15766494176c4d424866865d45fca3cf1a92f8	no	8
<b>Warnings:</b>					
<b>Information:</b>					
48	Non Patent Literature	090314_OA_CN2010800611221_wTranslation_9pages.pdf	1227477 89c5db2828c62930bd880b953a8017603c85918a	no	9
<b>Warnings:</b>					
<b>Information:</b>					
49	Non Patent Literature	011915_OA_CN2010800280290_16pages.pdf	3278564 7ac136ece474e4a513c27aab030766f6b40dfd56	no	16
<b>Warnings:</b>					
<b>Information:</b>					
50	Non Patent Literature	040214_SR_EP_09819444_2_8pages.pdf	809216 280178a38426ed2ee990473bb23a1a4fe2823c60	no	8
<b>Warnings:</b>					
<b>Information:</b>					

51	Non Patent Literature	120413_ISR_PCTNZ2013000138_7pages.pdf	1153314	no	7
			e584a48454d71d5578ffdcce8dc2563e8ecc4cf7		

**Warnings:**

**Information:**

52	Non Patent Literature	032414_OA_CN2012100804418_wTranslation_4pages.pdf	581980	no	4
			aaf6196ad572b90eef9bdec3e6188a5c874008a		

**Warnings:**

**Information:**

53	Transmittal Letter	FPHCR112C1_IDS_Part_2.pdf	136618	no	1
			3b6be00cc47b253483e66dba4000cd6192b26f9c		

**Warnings:**

**Information:**

<b>Total Files Size (in bytes):</b>			66190515		
-------------------------------------	--	--	----------	--	--

**This Acknowledgement Receipt evidences receipt on the noted date by the USPTO of the indicated documents, characterized by the applicant, and including page counts, where applicable. It serves as evidence of receipt similar to a Post Card, as described in MPEP 503.**

**New Applications Under 35 U.S.C. 111**

**If a new application is being filed and the application includes the necessary components for a filing date (see 37 CFR 1.53(b)-(d) and MPEP 506), a Filing Receipt (37 CFR 1.54) will be issued in due course and the date shown on this Acknowledgement Receipt will establish the filing date of the application.**

**National Stage of an International Application under 35 U.S.C. 371**

**If a timely submission to enter the national stage of an international application is compliant with the conditions of 35 U.S.C. 371 and other applicable requirements a Form PCT/DO/EO/903 indicating acceptance of the application as a national stage submission under 35 U.S.C. 371 will be issued in addition to the Filing Receipt, in due course.**

**New International Application Filed with the USPTO as a Receiving Office**

**If a new international application is being filed and the international application includes the necessary components for an international filing date (see PCT Article 11 and MPEP 1810), a Notification of the International Application Number and of the International Filing Date (Form PCT/RO/105) will be issued in due course, subject to prescriptions concerning national security, and the date shown on this Acknowledgement Receipt will establish the international filing date of the application.**

**INFORMATION DISCLOSURE STATEMENT**

First Inventor :	Alastair Edwin McAuley
App. No. :	14/333,134
Filed :	July 16, 2014
For :	BREATHING ASSISTANCE APPARATUS
Examiner :	Dixon, Annette Fredricka Dixon
Art Unit :	3778
Conf. No. :	6841

Commissioner for Patents  
P.O. Box 1450  
Alexandria, VA 22313-1450

Dear Sir:

Submitted herewith are copies of the references numbered 123-157 and 159-178 listed on the PTO/SB/08 equivalent filed under EFS ID 30185171.

The Commissioner is hereby authorized to charge any additional fees which may be required, or credit any overpayment, to Account No. 11-1410.

Respectfully submitted,  
KNOBBE, MARTENS, OLSON & BEAR, LLP

Dated: August 28, 2017

By: /Michael Guiliana/  
Michael A. Guiliana  
Registration No. 42,611  
Registered Practitioner  
Customer No. 20995  
(949) 760-0404

26578172

## Electronic Acknowledgement Receipt

<b>EFS ID:</b>	30186329
<b>Application Number:</b>	14333134
<b>International Application Number:</b>	
<b>Confirmation Number:</b>	6841
<b>Title of Invention:</b>	BREATHING ASSISTANCE APPARATUS
<b>First Named Inventor/Applicant Name:</b>	Alastair Edwin McAuley
<b>Customer Number:</b>	20995
<b>Filer:</b>	Michael A. Guiliana/Chelsea Burdeno
<b>Filer Authorized By:</b>	Michael A. Guiliana
<b>Attorney Docket Number:</b>	FPHCR.112C1
<b>Receipt Date:</b>	28-AUG-2017
<b>Filing Date:</b>	16-JUL-2014
<b>Time Stamp:</b>	14:34:28
<b>Application Type:</b>	Utility under 35 USC 111(a)

### Payment information:

Submitted with Payment	no
------------------------	----

### File Listing:

Document Number	Document Description	File Name	File Size(Bytes)/ Message Digest	Multi Part /.zip	Pages (if appl.)
1	Non Patent Literature	072616_OA_CA2780310.pdf	1776070  df575597df6f94e90ed68fc9cecb854688bc bba2	no	4

### Warnings:

RMD

<b>Information:</b>					
2	Non Patent Literature	072516_OA_JP2012538784.pdf	351124 dff9b1fe1f2c7e78a7006366e4fe8330547631ae	no	2
<b>Warnings:</b>					
<b>Information:</b>					
3	Non Patent Literature	100316_OA_CA2918167.pdf	1408902 9a7e82849560bfc38f4eeb6387be55e90d38c972	no	4
<b>Warnings:</b>					
<b>Information:</b>					
4	Non Patent Literature	Declaration_of_John_Izuchukwu_PatentNo_8479741.PDF	5048611 f6ed075225dcdcb7b888d7abd5639b34c1617d062	no	155
<b>Warnings:</b>					
<b>Information:</b>					
5	Non Patent Literature	Declaration_of_John_Izuchukwu_PatentNo_8443807.PDF	7717880 e4700e95cc1e26998c0b8f951eb9fee5545857e4	no	232
<b>Warnings:</b>					
<b>Information:</b>					
6	Non Patent Literature	File_History_US8443807.pdf	22672899 22047914d57a0b8b72710ee5f73dca6f979430c5	no	644
<b>Warnings:</b>					
<b>Information:</b>					
7	Non Patent Literature	File_History_US8479741.pdf	17275602 e8a34d96580c4b08625c1cc2314baf67c068d2c3	no	529
<b>Warnings:</b>					
<b>Information:</b>					
8	Non Patent Literature	Fisher_and_Paykel_MR810_Manual.pdf	5225867 517ea6992f73d450a28f10e14c2acbbfcbabe6c09	no	43
<b>Warnings:</b>					
<b>Information:</b>					

9	Non Patent Literature	Fisher_and_Paykel_HC200_Seri es.pdf	826642	no	17
			844c301dfb86d01e2e4e9ea54a80eb3721d f6998		
<b>Warnings:</b>					
<b>Information:</b>					
10	Non Patent Literature	HomeDepot_Ring_Nut_Sales_ Page.PDF	618755	no	4
			1600267d3f3ef4b3ca815d2998ae750d5ee 6173a		
<b>Warnings:</b>					
<b>Information:</b>					
11	Non Patent Literature	Malloy_Plastic_Part_Design_for _Injection_Molding_1994_2. pdf	2567796	no	14
			4005ea39af76d4c8dee0030f2ecfce6c0ff0b bf6		
<b>Warnings:</b>					
<b>Information:</b>					
12	Non Patent Literature	Merriam_Webster_Collegiate_ Dictionary_2004.PDF	6670445	no	6
			afd0fb1c01b03e04d71d3788d4c8c311b09 4d004		
<b>Warnings:</b>					
<b>Information:</b>					
13	Non Patent Literature	Patent_Owner_Complaint_for_ Fisher_Paykel_Case_02068.pdf	309668	no	29
			856317dd281dbcef4af0378761d6f4241c7 f1c2		
<b>Warnings:</b>					
<b>Information:</b>					
14	Non Patent Literature	Patent_Owner_Complaint_for_ Fisher_Paykel_Case_06099.pdf	289960	no	29
			147ce034cee31b1dac1225d2ab896625fc4 609ab		
<b>Warnings:</b>					
<b>Information:</b>					
15	Non Patent Literature	Patent_Owner_Notice_of_Volu ntary_Dismissal_Case_06099. pdf	90272	no	2
			c081102621c7672dfc671fe65909b299eac 9877		
<b>Warnings:</b>					
<b>Information:</b>					

16	Non Patent Literature	Petitioners_Complaint_for_Res Med_Inc_Case_02072.PDF	4994015 e0d5ba8462c7a35c469db37e9d3c5f99926 b8450	no	65
<b>Warnings:</b>					
<b>Information:</b>					
17	Non Patent Literature	Petitioners_Notice_of_Voluntar y_Dismissal_Case_02072.PDF	1042706 4773fae8321ef69f44d203d92423b3ad8886 8fac	no	3
<b>Warnings:</b>					
<b>Information:</b>					
18	Non Patent Literature	090716_IPR_US8479741_IPR20 16_01714.pdf	3233100 648a82f8e56e39a08578f96b7f7d18890ba6 09ac	no	61
<b>Warnings:</b>					
<b>Information:</b>					
19	Non Patent Literature	090716_IPR_US8479741_IPR20 16_01718.pdf	4179977 a068b14f84f5c46b1f9e861f4d432953733e ac71	no	65
<b>Warnings:</b>					
<b>Information:</b>					
20	Non Patent Literature	090716_IPR_US8443807_IPR20 16_1726.pdf	3911799 5214667bebe9ee5cd6aa0d26271cddaa674 9b38b	no	74
<b>Warnings:</b>					
<b>Information:</b>					
21	Non Patent Literature	090716_IPR_US8443807_IPR20 16_01734.pdf	4559620 b050847785ed28c7fb9a1e9cee4b55c5731 dc1f8	no	74
<b>Warnings:</b>					
<b>Information:</b>					
22	Non Patent Literature	FlexiFit_Web_Page_Wayback_ Machine.pdf	10224376 023b442a0e7a3e7def0cf0c152ba9028a977 2148	no	23
<b>Warnings:</b>					
<b>Information:</b>					

23	Non Patent Literature	Resmed_Webpage_from_June_29_1997.pdf	911448 92668d41f52ba5d9030200d19e9654391b5dd84b	no	2
<b>Warnings:</b>					
<b>Information:</b>					
24	Non Patent Literature	ResMed_Mirage_Swift_Nasal_Pillows_System_Publication_2004.PDF	4517545 781509b93096c4c30dcf10035fbf1fe9bfb539f1	no	6
<b>Warnings:</b>					
<b>Information:</b>					
25	Non Patent Literature	ResMed_s_Mirage_Swift_User_Guide.PDF	3315146 ea23f8f6eaf3b09e3f6541b6c451b83b682cbb7f	no	11
<b>Warnings:</b>					
<b>Information:</b>					
26	Non Patent Literature	ResMed_Mirage_Vista_Nasal_Mask_Components_Card_2005.PDF	995584 62793f898958dc4ac84c53192c2ac79673911c8b	no	1
<b>Warnings:</b>					
<b>Information:</b>					
27	Non Patent Literature	ResMed_Origins_Brochure_April_17_2016.PDF	6882649 6452e3de9bd416027c8cd039b3770815d1809a45	no	64
<b>Warnings:</b>					
<b>Information:</b>					
28	Non Patent Literature	ResMed_Ultra_Mirage_Brochure.pdf	500589 a3c9e037baabefa4eba2ef33880f1f5ed82e514f	no	2
<b>Warnings:</b>					
<b>Information:</b>					
29	Non Patent Literature	Ultra_Mirage_Web_Page_Wayback_Machine.pdf	1122591 8cd8bab4be46d2f9900878baaf7de684da7a30f73	no	9
<b>Warnings:</b>					
<b>Information:</b>					



30	Non Patent Literature	Statutory_Declaration_made_by_Alistair_McAuley.pdf	7561970 e88d1d5f0207f7ba9a3042c59384f2d5ca7c076c	no	39
<b>Warnings:</b>					
<b>Information:</b>					
31	Non Patent Literature	The_American_Heritage_Dictionary_of_the_English_Language_Fourth_Edition.PDF	4940118 8fee21bf0034428fbaca7c79467872621625b91d	no	5
<b>Warnings:</b>					
<b>Information:</b>					
32	Non Patent Literature	WeddingBand_October_16_2015.PDF	766348 1642352e159f8168c3c1378a94226447bcc5e695	no	3
<b>Warnings:</b>					
<b>Information:</b>					
33	Non Patent Literature	031811_ISR_PCTNZ201000229.pdf	1382835 45752c8188e769d57eba4ae19a84badc597d0444	no	9
<b>Warnings:</b>					
<b>Information:</b>					
34	Non Patent Literature	031811_WO_PCTNZ201000229.pdf	2653983 b2693d199057e976d15dc52f2233ff1a2d4ae2757	no	13
<b>Warnings:</b>					
<b>Information:</b>					
35	Non Patent Literature	052212_IPRP_PCTNZ201000229.pdf	2759699 391e007b39b7c578c07f51174620a8003f651526	no	14
<b>Warnings:</b>					
<b>Information:</b>					
36	Non Patent Literature	Philips_Respironics_System_One_Heated_Humidifier_User_Manual.pdf	1969629 33d0dbe3ef72953b937026667e3233cd3a97efb5	no	20
<b>Warnings:</b>					
<b>Information:</b>					

37	Non Patent Literature	052705_ISR_PCTNZ2005000062.pdf	384573	no	3
			4822071c5db25aef353a66cc2a2c81906e6a05da		
<b>Warnings:</b>					
<b>Information:</b>					
38	Non Patent Literature	053106_OA_AU2016202799.pdf	232057	no	2
			9e4cda0396a3f89b60746c6aef2793d04e5f5360		
<b>Warnings:</b>					
<b>Information:</b>					
39	Non Patent Literature	062016_OA_AU2016202801.pdf	244497	no	2
			aa396e6d23353b78e2ae0ecf3ce7a0afa2a2b13a		
<b>Warnings:</b>					
<b>Information:</b>					
40	Non Patent Literature	052317_OA_IN5250KOLNP2008_FPHCR131.pdf	1475569	no	8
			b2053d0862ba8254df96ae41d6fae21f6fc47d06		
<b>Warnings:</b>					
<b>Information:</b>					
41	Non Patent Literature	040317_OA_EP097468235_FPHCR139.pdf	474369	no	2
			72048b3a72649d9f957c0018727ba20e25fa3e9c6		
<b>Warnings:</b>					
<b>Information:</b>					
42	Non Patent Literature	040717_OA_AU2017201021_FPHCR131.pdf	125397	no	6
			865a022fe04c4f1db807567309f54d6e5495330f		
<b>Warnings:</b>					
<b>Information:</b>					
43	Non Patent Literature	112816_OA_CA2890556_FPHCR131.pdf	682428	no	4
			1d61945c67bb2f37a9fb315a2686008327c095fa		
<b>Warnings:</b>					
<b>Information:</b>					

44	Non Patent Literature	FP_Interface_Solutions_Brochure.pdf	858347	no	12
			8757cc2083ba7701fa696d61562a2e58e24c675f		
<b>Warnings:</b>					
<b>Information:</b>					
45	Non Patent Literature	FlexiFit_Brochure_Full_Face_Delivery_Flexifit_431.pdf	121311	no	2
			e65e8dd7d2c198229ef8c04b817b3a724ce7cb90		
<b>Warnings:</b>					
<b>Information:</b>					
46	Non Patent Literature	Flexifit_431_Instructions_for_Use.pdf	1749232	no	4
			d5738351e3c93d75753b34a8862f2fb94719ee50		
<b>Warnings:</b>					
<b>Information:</b>					
47	Non Patent Literature	Provisional_Application_61064406.pdf	3429954	no	34
			3d25bfe99623df41790cb9a75d1db31b7e4edcd7		
<b>Warnings:</b>					
<b>Information:</b>					
48	Non Patent Literature	Provisional_Application_61071893.pdf	4632331	no	43
			8a3720673c20aa620df19f19cbc30a72f990c236		
<b>Warnings:</b>					
<b>Information:</b>					
49	Non Patent Literature	Provisional_Application_61136617.pdf	7207946	no	82
			a1a36018f4fb6a419d6a891b6e6d24f254639801		
<b>Warnings:</b>					
<b>Information:</b>					
50	Non Patent Literature	121416_Patent_Owner_Preliminary_Response_8479741_IPR201601714.pdf	1274430	no	62
			adcc607b5232dabbfd3d27ca85d5648be446e1ba		
<b>Warnings:</b>					
<b>Information:</b>					

51	Non Patent Literature	031017_Decision_Denying_Institution_of_Inter_Partes_Review_8479741_IPR201601714.pdf	729576 f05dad11e4d89e1ee723ea21a0d31fb40739a66a	no	22
<b>Warnings:</b>					
<b>Information:</b>					
52	Non Patent Literature	121616_Patent_Owner_Preliminary_Response_8479741_IPR201601718.pdf	1676652 3f7ca1290dcda45a19c1ed2c53d04afe8ae70b61	no	85
<b>Warnings:</b>					
<b>Information:</b>					
53	Non Patent Literature	031317_Decision_Denying_Institution_of_Inter_Partes_Review_8479741_IPR201601718.pdf	617350 842eb23721055c911312f9d521621e7f2cd6c30f	no	27
<b>Warnings:</b>					
<b>Information:</b>					
54	Non Patent Literature	121316_Patent_Owner_Preliminary_Response_8443807_IPR201601726.pdf	1593785 25c5da8830e5493175d038ff409b40af554b8ae4	no	86
<b>Warnings:</b>					
<b>Information:</b>					
55	Non Patent Literature	030617_Decision_Denying_Institution_of_Inter_Partes_Review_8443807_IPR201601726.pdf	1601506 af685e05d240c780b4e4a8b6ae648b909da53371	no	32
<b>Warnings:</b>					
<b>Information:</b>					
56	Transmittal Letter	FPHCR112C1_IDS_Part_3.pdf	136400 d63446a77e3d600845a7dd14faeab948aea4a174	no	1
<b>Warnings:</b>					
<b>Information:</b>					
<b>Total Files Size (in bytes):</b>			174523930		

**This Acknowledgement Receipt evidences receipt on the noted date by the USPTO of the indicated documents, characterized by the applicant, and including page counts, where applicable. It serves as evidence of receipt similar to a Post Card, as described in MPEP 503.**

**New Applications Under 35 U.S.C. 111**

**If a new application is being filed and the application includes the necessary components for a filing date (see 37 CFR 1.53(b)-(d) and MPEP 506), a Filing Receipt (37 CFR 1.54) will be issued in due course and the date shown on this Acknowledgement Receipt will establish the filing date of the application.**

**National Stage of an International Application under 35 U.S.C. 371**

**If a timely submission to enter the national stage of an international application is compliant with the conditions of 35 U.S.C. 371 and other applicable requirements a Form PCT/DO/EO/903 indicating acceptance of the application as a national stage submission under 35 U.S.C. 371 will be issued in addition to the Filing Receipt, in due course.**

**New International Application Filed with the USPTO as a Receiving Office**

**If a new international application is being filed and the international application includes the necessary components for an international filing date (see PCT Article 11 and MPEP 1810), a Notification of the International Application Number and of the International Filing Date (Form PCT/RO/105) will be issued in due course, subject to prescriptions concerning national security, and the date shown on this Acknowledgement Receipt will establish the international filing date of the application.**

**INFORMATION DISCLOSURE STATEMENT**

First Inventor :	Alastair Edwin McAuley
App. No. :	14/333,134
Filed :	July 16, 2014
For :	BREATHING ASSISTANCE APPARATUS
Examiner :	Dixon, Annette Fredricka Dixon
Art Unit :	3778
Conf. No. :	6841

Commissioner for Patents  
P.O. Box 1450  
Alexandria, VA 22313-1450

Dear Sir:

Submitted herewith are copies of the references numbered 1-7, 9, 12, 14-15, 19-20, 22, 24, and 26-28 listed on the PTO/SB/08 equivalent filed under EFS ID 30185171.

The Commissioner is hereby authorized to charge any additional fees which may be required, or credit any overpayment, to Account No. 11-1410.

Respectfully submitted,  
KNOBBE, MARTENS, OLSON & BEAR, LLP

Dated: August 28, 2017

By: /Michael Guiliana/  
Michael A. Guiliana  
Registration No. 42,611  
Registered Practitioner  
Customer No. 20995  
(949) 760-0404

26578176

## Electronic Acknowledgement Receipt

<b>EFS ID:</b>	30196892
<b>Application Number:</b>	14333134
<b>International Application Number:</b>	
<b>Confirmation Number:</b>	6841
<b>Title of Invention:</b>	BREATHING ASSISTANCE APPARATUS
<b>First Named Inventor/Applicant Name:</b>	Alastair Edwin McAuley
<b>Customer Number:</b>	20995
<b>Filer:</b>	Michael A. Guiliana/Chelsea Burdeno
<b>Filer Authorized By:</b>	Michael A. Guiliana
<b>Attorney Docket Number:</b>	FPHCR.112C1
<b>Receipt Date:</b>	28-AUG-2017
<b>Filing Date:</b>	16-JUL-2014
<b>Time Stamp:</b>	14:37:35
<b>Application Type:</b>	Utility under 35 USC 111(a)

### Payment information:

Submitted with Payment	no
------------------------	----

### File Listing:

Document Number	Document Description	File Name	File Size(Bytes)/ Message Digest	Multi Part /.zip	Pages (if appl.)
1	Foreign Reference	FP1_CA1311662.PDF	1910994  <small>7e564da75e4027ce734e9b9c31ffffa1c7a84c35</small>	no	40

### Warnings:

RMD

<b>Information:</b>					
2	Foreign Reference	FP2_CN1784250.PDF	2989231	no	106
			948f7e637d20209d967b6acba4b12070f07de05		
<b>Warnings:</b>					
<b>Information:</b>					
3	Foreign Reference	FP3_CN1988930-EngAbs.pdf	7666123	no	84
			c5a3b9a338076b7fa5bd62bbc04a745028cfa186		
<b>Warnings:</b>					
<b>Information:</b>					
4	Foreign Reference	FP4_CN1901961-EngAbs.pdf	10050141	no	110
			2dd938267ada6dd3fcc45c90b893036d4a874d03		
<b>Warnings:</b>					
<b>Information:</b>					
5	Foreign Reference	FP5_CN2172538.PDF	251900	no	9
			fc300ce9111a9e3a1f584d338732525a60f1b48c		
<b>Warnings:</b>					
<b>Information:</b>					
6	Foreign Reference	FP6_CN101541380-EngAbs.pdf	2649379	no	24
			3b771693b6a7ab38ef0d456ba9d177a486055e70		
<b>Warnings:</b>					
<b>Information:</b>					
7	Foreign Reference	FP7_CN101214402-EngAbs.pdf	10149495	no	110
			a45a81c2e4b722961d2824c73ade3e9cd0575e2f		
<b>Warnings:</b>					
<b>Information:</b>					
8	Foreign Reference	FP9_DE102006011151.pdf	259401	no	7
			b8786996c6fb88afc8abb4ba3c5bfa818519ebb8		
<b>Warnings:</b>					
<b>Information:</b>					



9	Foreign Reference	FP12_EP0747078.pdf	1466736	no	12
			6933029e1fa496f34c107cec4aa12021785d7b75		
<b>Warnings:</b>					
<b>Information:</b>					
10	Foreign Reference	FP14_EP1646910.pdf	7619772	no	80
			ee249ca61ce723db08b6f09f307e0ebb3f3c ba9a		
<b>Warnings:</b>					
<b>Information:</b>					
11	Foreign Reference	FP15_EP2130563.PDF	1353320	no	89
			2203a4bb79e580afb57e49c45a5ee8e4c3f d7b1		
<b>Warnings:</b>					
<b>Information:</b>					
12	Foreign Reference	FP19_GB1467828.pdf	855146	no	7
			ea51a2f29784c6110257716022b4df2eb31 7589d		
<b>Warnings:</b>					
<b>Information:</b>					
13	Foreign Reference	FP20_GB190224431.PDF	308755	no	5
			93489c60d4e93a29b77aab6c5f5dc1c6379 c0059		
<b>Warnings:</b>					
<b>Information:</b>					
14	Foreign Reference	FP22_GB880824.PDF	416126	no	7
			390efd2ea4161c61cc31a1666e0db1b07e8 a1b85		
<b>Warnings:</b>					
<b>Information:</b>					
15	Foreign Reference	FP24_JP09010311-EngAbs.pdf	1024438	no	10
			f256482085d7e8873ef25db453e4974fd09a 8774		
<b>Warnings:</b>					
<b>Information:</b>					

16	Foreign Reference	FP26_JP2005529687-EngAbs.pdf	3554174	no	35
			cb4763636eaff9da79ca9bffe1ec6a4369ad84d5		
<b>Warnings:</b>					
<b>Information:</b>					
17	Foreign Reference	FP27_JP2007516750-EngAbs.pdf	6361030	no	60
			18f0ac7b0c9fedec02ada73c0c5ecc129ced7fe4		
<b>Warnings:</b>					
<b>Information:</b>					
18	Foreign Reference	FP28_JP2007527271-EngAbs.pdf	5675947	no	50
			497cf776e231f7bb3e7d9a98d04b657b7877c36d		
<b>Warnings:</b>					
<b>Information:</b>					
19	Transmittal Letter	FPHCR112C1_IDS_Part_4.pdf	136482	no	1
			2cd2285067aaf62c21123aa07b58ba09df45fe64		
<b>Warnings:</b>					
<b>Information:</b>					
<b>Total Files Size (in bytes):</b>				64698590	
<p><b>This Acknowledgement Receipt evidences receipt on the noted date by the USPTO of the indicated documents, characterized by the applicant, and including page counts, where applicable. It serves as evidence of receipt similar to a Post Card, as described in MPEP 503.</b></p> <p><b><u>New Applications Under 35 U.S.C. 111</u></b>  <b>If a new application is being filed and the application includes the necessary components for a filing date (see 37 CFR 1.53(b)-(d) and MPEP 506), a Filing Receipt (37 CFR 1.54) will be issued in due course and the date shown on this Acknowledgement Receipt will establish the filing date of the application.</b></p> <p><b><u>National Stage of an International Application under 35 U.S.C. 371</u></b>  <b>If a timely submission to enter the national stage of an international application is compliant with the conditions of 35 U.S.C. 371 and other applicable requirements a Form PCT/DO/EO/903 indicating acceptance of the application as a national stage submission under 35 U.S.C. 371 will be issued in addition to the Filing Receipt, in due course.</b></p> <p><b><u>New International Application Filed with the USPTO as a Receiving Office</u></b>  <b>If a new international application is being filed and the international application includes the necessary components for an international filing date (see PCT Article 11 and MPEP 1810), a Notification of the International Application Number and of the International Filing Date (Form PCT/RO/105) will be issued in due course, subject to prescriptions concerning national security, and the date shown on this Acknowledgement Receipt will establish the international filing date of the application.</b></p>					

### REQUEST FOR CONTINUED EXAMINATION(RCE)TRANSMITTAL (Submitted Only via EFS-Web)

Application Number	14333134	Filing Date	2014-07-16	Docket Number (if applicable)	FPHCR.112C1	Art Unit	3778
First Named Inventor	Alastair Edwin McAuley			Examiner Name	Annette Fredricka Dixon		

**This is a Request for Continued Examination (RCE) under 37 CFR 1.114 of the above-identified application.**  
 Request for Continued Examination (RCE) practice under 37 CFR 1.114 does not apply to any utility or plant application filed prior to June 8, 1995, or to any design application. The Instruction Sheet for this form is located at WWW.USPTO.GOV

#### SUBMISSION REQUIRED UNDER 37 CFR 1.114

Note: If the RCE is proper, any previously filed unentered amendments and amendments enclosed with the RCE will be entered in the order in which they were filed unless applicant instructs otherwise. If applicant does not wish to have any previously filed unentered amendment(s) entered, applicant must request non-entry of such amendment(s).

Previously submitted. If a final Office action is outstanding, any amendments filed after the final Office action may be considered as a submission even if this box is not checked.

Consider the arguments in the Appeal Brief or Reply Brief previously filed on \_\_\_\_\_

Other \_\_\_\_\_

Enclosed

Amendment/Reply

Information Disclosure Statement (IDS)

Affidavit(s)/ Declaration(s)

Other Preliminary Amendment

#### MISCELLANEOUS

Suspension of action on the above-identified application is requested under 37 CFR 1.103(c) for a period of months \_\_\_\_\_  
 (Period of suspension shall not exceed 3 months; Fee under 37 CFR 1.17(i) required)

Other \_\_\_\_\_

#### FEES

**The RCE fee under 37 CFR 1.17(e) is required by 37 CFR 1.114 when the RCE is filed.**

The Director is hereby authorized to charge any underpayment of fees, or credit any overpayments, to Deposit Account No 111410

#### SIGNATURE OF APPLICANT, ATTORNEY, OR AGENT REQUIRED

<input checked="" type="checkbox"/>	Patent Practitioner Signature
<input type="checkbox"/>	Applicant Signature

Signature of Registered U.S. Patent Practitioner			
Signature	Michael Guiliana/	Date (YYYY-MM-DD)	2017-08-25
Name	Michael A. Guiliana	Registration Number	42611

This collection of information is required by 37 CFR 1.114. The information is required to obtain or retain a benefit by the public which is to file (and by the USPTO to process) an application. Confidentiality is governed by 35 U.S.C. 122 and 37 CFR 1.11 and 1.14. This collection is estimated to take 12 minutes to complete, including gathering, preparing, and submitting the completed application form to the USPTO. Time will vary depending upon the individual case. Any comments on the amount of time you require to complete this form and/or suggestions for reducing this burden, should be sent to the Chief Information Officer, U.S. Patent and Trademark Office, U.S. Department of Commerce, P.O. Box 1450, Alexandria, VA 22313-1450.

*If you need assistance in completing the form, call 1-800-PTO-9199 and select option 2.*

## Privacy Act Statement

The Privacy Act of 1974 (P.L. 93-579) requires that you be given certain information in connection with your submission of the attached form related to a patent application or patent. Accordingly, pursuant to the requirements of the Act, please be advised that: (1) the general authority for the collection of this information is 35 U.S.C. 2(b)(2); (2) furnishing of the information solicited is voluntary; and (3) the principal purpose for which the information is used by the U.S. Patent and Trademark Office is to process and/or examine your submission related to a patent application or patent. If you do not furnish the requested information, the U.S. Patent and Trademark Office may not be able to process and/or examine your submission, which may result in termination of proceedings or abandonment of the application or expiration of the patent.

The information provided by you in this form will be subject to the following routine uses:

1. The information on this form will be treated confidentially to the extent allowed under the Freedom of Information Act (5 U.S.C. 552) and the Privacy Act (5 U.S.C. 552a). Records from this system of records may be disclosed to the Department of Justice to determine whether the Freedom of Information Act requires disclosure of these records.
2. A record from this system of records may be disclosed, as a routine use, in the course of presenting evidence to a court, magistrate, or administrative tribunal, including disclosures to opposing counsel in the course of settlement negotiations.
3. A record in this system of records may be disclosed, as a routine use, to a Member of Congress submitting a request involving an individual, to whom the record pertains, when the individual has requested assistance from the Member with respect to the subject matter of the record.
4. A record in this system of records may be disclosed, as a routine use, to a contractor of the Agency having need for the information in order to perform a contract. Recipients of information shall be required to comply with the requirements of the Privacy Act of 1974, as amended, pursuant to 5 U.S.C. 552a(m).
5. A record related to an International Application filed under the Patent Cooperation Treaty in this system of records may be disclosed, as a routine use, to the International Bureau of the World Intellectual Property Organization, pursuant to the Patent Cooperation Treaty.
6. A record in this system of records may be disclosed, as a routine use, to another federal agency for purposes of National Security review (35 U.S.C. 181) and for review pursuant to the Atomic Energy Act (42 U.S.C. 218(c)).
7. A record from this system of records may be disclosed, as a routine use, to the Administrator, General Services, or his/her designee, during an inspection of records conducted by GSA as part of that agency's responsibility to recommend improvements in records management practices and programs, under authority of 44 U.S.C. 2904 and 2906. Such disclosure shall be made in accordance with the GSA regulations governing inspection of records for this purpose, and any other relevant (i.e., GSA or Commerce) directive. Such disclosure shall not be used to make determinations about individuals.
8. A record from this system of records may be disclosed, as a routine use, to the public after either publication of the application pursuant to 35 U.S.C. 122(b) or issuance of a patent pursuant to 35 U.S.C. 151. Further, a record may be disclosed, subject to the limitations of 37 CFR 1.14, as a routine use, to the public if the record was filed in an application which became abandoned or in which the proceedings were terminated and which application is referenced by either a published application, an application open to public inspections or an issued patent.
9. A record from this system of records may be disclosed, as a routine use, to a Federal, State, or local law enforcement agency, if the USPTO becomes aware of a violation or potential violation of law or regulation.

**Appl. No.** : **14/333,134**  
**Filed** : **July 16, 2014**

**REMARKS**

Prior to examination on the merits, please amend the above-identified application in the manner indicated. Upon entry of this Preliminary Amendment, Claim 5 will have been amended and new Claims 16-30 will have added. Accordingly, Claims 1-13 and 15-30 will be pending in the present Application. Applicants believe that these claims are fully supported by the originally-filed disclosure and that no new matter is added.

The Commissioner is hereby authorized to charge any additional fees which may be required, or credit any overpayment, to Account No. 11-1410.

Respectfully submitted,

KNOBBE, MARTENS, OLSON & BEAR, LLP

Dated: August 25, 2017

By: /Michael Guiliana/  
Michael A. Guiliana  
Registration No. 42,611  
Attorney of Record  
2040 Main Street  
Fourteenth Floor  
Irvine, CA 92614  
(949) 760-0404

26423241

**Appl. No.** : 14/333,134  
**Filed** : July 16, 2014

### AMENDMENTS TO THE CLAIMS

**Please amend Claim 5 and add new Claims 16-30 as follows:**

1. **(Previously Presented)** A nasal cannula configured to deliver humidified gases to a user, the nasal cannula comprising:

a prong part comprising a prong part body having a first end with two openings, a second end with a single opening, and two prongs extending from the two openings, respectively and integrally formed with the first end and the second end, the two prongs spaced from each other and shaped to fit within nares of a user in use, the second end being disposed opposite the first end along a central axis extending through the first and second ends, the prong part body comprising an outer surface extending around the central axis and between the first and second ends, the outer surface having at least a first portion and a second portion, the first portion facing toward a user's face in use and the second portion facing away from a user's face in use, the first portion comprising a curved segment disposed between the first and second ends and curving inwardly toward an interior of the prong part body; and

a body part having a first end and a second end, wherein the second end of the prong part body is configured to be connected to the first end of the body part, and the second end of the body part is configured to be coupled to a conduit configured to supply humidified gases to the nasal cannula, the body part further comprising an outer surface having at least a user-side portion facing toward a user's face in use, the user-side portion comprising a curved part, curving inward toward an interior of the body part.

2. **(Previously Presented)** The nasal cannula of Claim 1, wherein the second end of the body part is disposed opposite to the first end of the body part and, when the prong part is connected to the body part, each of the two prongs extend from the prong part along a first axis that is substantially parallel to a second axis extending from the first end of the body part to the second end of the body part.

3. **(Previously Presented)** The nasal cannula of Claim 1 further comprising first and second headgear extensions on the body part and a headgear strap coupled to the body part at the first and second headgear extensions, the first and second headgear extensions being disposed on left and right sides of the user-side portion respectively.

**Appl. No.** : 14/333,134  
**Filed** : July 16, 2014

4. **(Previously Presented)** The nasal cannula of Claim 1, wherein the two prongs are angled toward each other and toward the central axis, the two prongs having a first side adjacent the first portion and a second side adjacent the second portion, the first sides of the two prongs being disposed further apart than the second sides of the two prongs.

5. **(Currently Amended)** The nasal cannula of Claim 1, wherein each of the two prongs comprises a flange proximate, but spaced from, its end, wherein the flange is configured to cause sealing of the respective prong in an associated nare of a user in use.

6. **(Previously Presented)** The nasal cannula of Claim 1, wherein the second end of the body part is configured to be coupled to the conduit.

7. **(Previously Presented)** The nasal cannula of Claim 1, wherein the first end, the second end, and the two prongs of the prong part is made of a single piece of silicone.

8. **(Previously Presented)** The nasal cannula of Claim 1, wherein the body part is made of a rigid plastic material.

9. **(Previously Presented)** The nasal cannula of Claim 1, wherein the body part comprises a plurality of apertures configured to externally vent gases exhaled by the user through the nares of the user, the plurality of apertures facing away from a user's face in use.

10. **(Previously Presented)** A nasal cannula configured to deliver humidified gases to a user, the nasal cannula comprising:

a prong part comprising:

a prong part body having a first end with two openings, a second end with a single opening, and an outer surface extending between the two openings of the first end and the single opening of the second end and having at least a curved user-side portion facing toward a user's face in use, the user-side portion curving inwardly toward an interior of the prong part body; and

two prongs extending from and integrally formed with the first end of the prong part body,

the prongs being spaced from each other and being shaped to fit within corresponding nares of a user to deliver the gases thereto in use, and



**Appl. No.** : 14/333,134  
**Filed** : July 16, 2014

the second end of the prong part body being disposed opposite to the first end and being configured to receive the humidified gases.

11. **(Original)** The nasal cannula of Claim 10, wherein the prong part is made of silicone and is configured to be coupled to a more rigid body part.

12. **(Previously Presented)** The nasal cannula of Claim 10 further comprising a body part having a first end and a second end, wherein the second end of the prong part is configured to be connected to the first end of the body part, the second end of the body part being configured to be coupled to a conduit configured to supply humidified gases to the nasal cannula, and air flowing through the body part being in the same direction as the prongs extend from the prong part body, the body part further comprising an outer surface having at least a curved user-side portion facing toward the user's face in use, the user-side portion curving inward toward an interior of the body part.

13. **(Original)** The nasal cannula of Claim 12, wherein the prong part is made of silicone and the body part is made of a more rigid plastic material.

14. **(Canceled)**

15. **(Previously Presented)** The nasal cannula of Claim 12, wherein the body part comprises a plurality of apertures configured to externally vent gases exhaled through nares of a user in use, the plurality of apertures facing away from a user's face in use.

16. **(New)** The nasal cannula of Claim 10, further comprising a body part configured to be connected to the second end of the prong part and a headgear arrangement configured to maintain the prong part in a position with the two prongs against a user's nares in use, the headgear arrangement comprising first and second headgear extensions and a headgear strap, the first headgear extension having a distal end connected to a left peripheral side of the body part on a distal side of the prong part at a location spaced from a user in use, and a proximal end disposed proximally toward a left side of a user's face in use.

17. **(New)** The nasal cannula of Claim 16, wherein the first headgear extension comprises a first portion and a second portion, the first portion of the first headgear extension comprising the distal end of the first headgear extension and extending at least along a first lateral direction

**Appl. No.** : 14/333,134  
**Filed** : July 16, 2014

extending laterally away from the left peripheral side of the body part and beyond an outer periphery of the prong part.

18. **(New)** The nasal cannula of Claim 17, wherein the second portion of the first headgear extension extends from the first portion, along a second direction extending more proximally toward a user in use than the first direction in use, the second headgear extension having a distal end connected to a right peripheral side of the body part on the distal side of the prong part at a location spaced from a user in use, and a proximal end disposed proximally toward a right side of a user's face in use.

19. **(New)** The nasal cannula of Claim 18, wherein the second headgear extension comprises a first portion and a second portion, the first portion of the second headgear extension comprising the distal end of the second headgear extension and extending at least along a third lateral direction extending laterally away from the body part and beyond the outer periphery of the prong part, the second portion of the second headgear extension extending from the first portion, along a fourth direction extending more proximally toward the user than the third direction in use.

20. **(New)** The nasal cannula of Claim 19, wherein the first portion of the first headgear extension and the first portion of the second headgear extension extend laterally outward distally of a sealing location between the prong part and the body part and the second portion of the first headgear extension and the second portion of the second headgear extension terminate proximally of the sealing location between the prong part and the body part.

21. **(New)** The nasal cannula of Claim 10, further comprising a body part, an outlet of the body part configured to be connected to the second end of the prong part, wherein a horizontal direction of the body part extends from an inlet of the body part toward the two prongs, and a vertical direction extends perpendicular to the horizontal direction, wherein an outer surface of the body part comprises at least a left side curved portion and a right side curved portion, the left side curved portion comprising a left side apex and the right side curved portion comprising a right side apex, the outer surface having a first height along the vertical direction at a location between the left side apex and the right side apex, the nasal cannula further comprising:

a first headgear extension having a first end, the first end of the headgear extension attached to the left side apex, the first end of the first headgear extension having a second

**Appl. No.** : **14/333,134**  
**Filed** : **July 16, 2014**

height along the vertical direction at a connection between the first end and the left side apex; and

a second headgear extension having a first end attached to the right side apex, the first end of the second headgear extension having a third height along the vertical direction at the connection between the first end of the second headgear extension and the right side apex, wherein the second and third heights are smaller than the first height.

22. **(New)** The nasal cannula of Claim 21, wherein the first height is at a location between the left side curved portion and the right side curved portion.

23. **(New)** The nasal cannula according to Claim 10 additionally comprising a more rigid body part comprising an extension, wherein the second end of the prong body part sealingly engages the extension, when assembled.

24. **(New)** The nasal cannula of Claim 10 additionally comprising a more rigid body part comprising a first end and a second end, the first end comprising a partial spherical opening configured to engage a ball jointed connector and wherein the second end of the more rigid body part comprising an extension configured to sealingly engage the second end of the prong body part.

25. **(New)** The nasal cannula of Claim 24, wherein a maximum dimension of the partially spherical opening is larger than an internal height of the extension.

26. **(New)** The nasal cannula of Claim 10, wherein the two openings are disposed on proximal ends of the two prongs and are oval in shape and angled toward one another such that angles are formed between midlines of said openings.

27. **(New)** The nasal cannula of Claim 26, wherein the curved user-side portion includes an apex, and an axis defined through said apex intersects with the midlines at a position that is exterior to the prong part body.

28. **(New)** The nasal cannula of Claim 27, wherein the curved user-side portion is positioned between the midlines.

29. **(New)** The nasal cannula of Claim 15, wherein the body part comprises a recessed surface, and the plurality of apertures are positioned on the recessed surface.

**Appl. No.** : **14/333,134**  
**Filed** : **July 16, 2014**

30. **(New)** The nasal cannula of Claim 10 additionally comprising a more rigid body connected to the prong part body and having a distal end, the distal end of the more rigid body comprising an external surface that is a partially spherical.

**IN THE UNITED STATES PATENT AND TRADEMARK OFFICE**

Applicant	:	Alastair Edwin McAuley et al.	)	Group Art Unit 3778
			)	CERTIFICATE OF EFS WEB
Appl. No.	:	14/333,134	)	TRANSMISSION
			)	I hereby certify that this correspondence,
Filed	:	July 16, 2014	)	and any other attachment noted on the
			)	automated Acknowledgement Receipt, is
For	:	BREATHING ASSISTANCE	)	being transmitted from within the Pacific
		APPARATUS	)	Time zone to the Commissioner for Patents
			)	via the EFS Web server on:
Examiner	:	Annette Fredricka Dixon	)	_____
			)	August 25, 2017
			)	(Date)
			)	_____
			)	/Michael Guiliana/
			)	Michael A. Guiliana, Reg. No. 42,611

---

**PRELIMINARY AMENDMENT**

Mail Stop Amendment  
Commissioner for Patents  
P.O. Box 1450  
Alexandria, VA 22313-1450

Dear Examiner:

Prior to examination of the above-referenced application, please enter the following:

**Amendments to the Claims** are reflected in the listing of claims which begins on page 2 of this paper.

**Remarks** begin on page 8 of this paper.

<b>INFORMATION DISCLOSURE STATEMENT BY APPLICANT</b>	Application No.	14/333,134
	Filing Date	July 16, 2014
	First Named Inventor	Alastair Edwin McAuley
	Art Unit	3778
<i>(Multiple sheets used when necessary)</i>	Examiner	Annette Fredricka Dixon
SHEET 1 OF 12	Attorney Docket No.	FPHCR.112C1

U.S. PATENT DOCUMENTS					
Examiner Initials	Cite No.	Document Number <i>Number - Kind Code (if known)</i> Example: 1,234,567 B1	Publication Date MM-DD-YYYY	Name	Pages, Columns, Lines Where Relevant Passages or Relevant Figures Appear
	1	301,111	07-01-1884	Genese	
	2	472,238	04-05-1892	Van Orden	
	3	577,926	03-02-1897	Miller	
	4	718,470	01-13-1903	Jones	
	5	751,091	02-02-1904	Moran	
	6	770,013	09-13-1904	Linn	
	7	1,635,545	07-12-1927	Drager	
	8	2,126,755	08-16-1938	Dreyfus	
	9	2,228,218	01-07-1941	Schwartz	
	10	2,296,150	09-15-1942	Dockson et al.	
	11	2,353,643	07-18-1944	Bulbulian	
	12	2,359,506	10-03-1944	Battley et al.	
	13	2,388,604	11-06-1945	Eisenbud	
	14	2,508,050	05-16-1950	Valente	
	15	2,693,800	11-09-1954	Caldwell	
	16	2,738,788	03-20-1956	Matheson et al.	
	17	2,843,121	07-15-1958	Hudson	
	18	2,859,748	11-11-1958	Hudson	
	19	2,939,458	06-07-1960	Lundquist	
	20	3,424,633	01-28-1969	Corrigall et al.	
	21	3,490,452	01-20-1970	Greenfield	
	22	3,850,171	11-26-1974	Ball et al.	
	23	3,972,321	08-03-1976	Proctor	
	24	3,977,432	08-31-1976	Vidal	
	25	3,992,720	11-23-1976	Nicolinas	
	26	4,090,510	05-23-1978	Segersten	
	27	4,150,464	04-24-1979	Tracy	
	28	4,201,205	05-06-1980	Bartholomew	

Examiner Signature	Date Considered
* <b>Examiner:</b> Initial if reference considered, whether or not citation is in conformance with MPEP 609. Draw line through citation if not in conformance and not considered. Include copy of this form with next communication to applicant.	

T<sup>1</sup> - Place a check mark in this area when an English language Translation is attached.

<b>INFORMATION DISCLOSURE STATEMENT BY APPLICANT</b>	Application No.	14/333,134
	Filing Date	July 16, 2014
	First Named Inventor	Alastair Edwin McAuley
	Art Unit	3778
<i>(Multiple sheets used when necessary)</i>	Examiner	Annette Fredricka Dixon
SHEET 2 OF 12	Attorney Docket No.	FPHCR.112C1

<b>U.S. PATENT DOCUMENTS</b>					
Examiner Initials	Cite No.	Document Number <i>Number - Kind Code (if known)</i> Example: 1,234,567 B1	Publication Date MM-DD-YYYY	Name	Pages, Columns, Lines Where Relevant Passages or Relevant Figures Appear
	29	4,258,710	03-31-1981	Reber	
	30	4,266,540	05-12-1981	Panzik et al.	
	31	4,278,082	07-14-1981	Blackmer	
	32	4,354,488	10-18-1982	Bartos	
	33	4,378,011	03-29-1983	Wamcke et al.	
	34	4,437,462	03-20-1984	Piljay	
	35	4,676,241	06-30-1987	Webb et al.	
	36	4,836,200	06-06-1989	Clark, et al.	
	37	4,856,508	08-15-1989	Tayebi	
	38	4,915,104	04-10-1990	Marcy	
	39	4,919,128	04-24-1990	Kopala et al.	
	40	4,941,467	07-17-1990	Takata	
	41	4,944,310	07-31-1990	Sullivan	
	42	4,971,051	11-01-1990	Toffolon	
	43	4,986,269	01-22-1991	Hakkinen	
	44	5,010,925	04-30-1991	Atkinson et al.	
	45	5,016,625	05-21-1991	Hsu et al.	
	46	5,062,421	11-05-1991	Burns et al.	
	47	5,065,756	11-19-1991	Rapoport	
	48	5,074,297	12-24-1991	Venegas	
	49	5,094,236	03-10-1992	Tayebi	
	50	5,164,652	11-17-1992	Johnson et al.	
	51	5,231,979	08-03-1993	Rose et al.	
	52	5,243,971	09-14-1993	Sullivan et al.	
	53	5,259,377	11-09-1993	Schroeder	
	54	5,349,949	09-27-1994	Schegerin	
	55	5,400,776	03-28-1995	Bartholomew	
	56	5,429,683	07-04-1995	Le Mitouard	

Examiner Signature	Date Considered
* <b>Examiner:</b> Initial if reference considered, whether or not citation is in conformance with MPEP 609. Draw line through citation if not in conformance and not considered. Include copy of this form with next communication to applicant.	

T<sup>1</sup> - Place a check mark in this area when an English language Translation is attached.

<b>INFORMATION DISCLOSURE STATEMENT BY APPLICANT</b>	Application No.	14/333,134
	Filing Date	July 16, 2014
	First Named Inventor	Alastair Edwin McAuley
	Art Unit	3778
<i>(Multiple sheets used when necessary)</i>	Examiner	Annette Fredricka Dixon
SHEET 3 OF 12	Attorney Docket No.	FPHCR.112C1

<b>U.S. PATENT DOCUMENTS</b>					
Examiner Initials	Cite No.	Document Number <i>Number - Kind Code (if known)</i> Example: 1,234,567 B1	Publication Date MM-DD-YYYY	Name	Pages, Columns, Lines Where Relevant Passages or Relevant Figures Appear
	57	5,449,234	09-12-1995	Gipp et al.	
	58	5,458,202	10-17-1995	Fellows et al.	
	59	5,513,634	05-07-1996	Jackson	
	60	5,542,128	08-06-1996	Lomas	
	61	5,551,419	09-03-1996	Froehlich et al.	
	62	5,558,090	09-24-1996	James	
	63	5,570,689	11-05-1996	Starr et al.	
	64	5,588,423	12-31-1996	Smith	
	65	5,601,078	02-01-1997	Schaller et al.	
	66	5,649,532	07-22-1997	Griffiths	
	67	5,657,752	08-19-1997	Landis et al.	
	68	5,662,101	09-02-1997	Ogden et al.	
	69	5,664,566	09-09-1997	Mcdonald et al.	
	70	5,690,097	11-25-1997	Howard et al.	
	71	5,724,965	03-10-1998	Handke et al.	
	72	5,746,201	12-05-1998	Kidd	
	73	5,752,510	05-19-1998	Goldstein	
	74	5,755,578	05-26-1998	Contant et al.	
	75	5,806,727	09-15-1998	Joseph	
	76	5,857,460	01-12-1999	Popitz	
	77	5,884,624	03-23-1999	Barnett et al.	
	78	5,904,278	05-18-1999	Barlow et al.	
	79	5,941,245	08-24-1999	Hannah et al.	
	80	5,943,473	08-24-1999	Levine	
	81	5,953,763	09-21-1999	Gouget	
	82	6,017,315	01-25-2000	Starr et al.	
	83	6,016,804	01-25-2000	Gleason et al.	
	84	6,017,315	01-25-2000	Starr et al.	

Examiner Signature	Date Considered
* <b>Examiner:</b> Initial if reference considered, whether or not citation is in conformance with MPEP 609. Draw line through citation if not in conformance and not considered. Include copy of this form with next communication to applicant.	

T<sup>1</sup> - Place a check mark in this area when an English language Translation is attached.



<b>INFORMATION DISCLOSURE STATEMENT BY APPLICANT</b>	Application No.	14/333,134
	Filing Date	July 16, 2014
	First Named Inventor	Alastair Edwin McAuley
	Art Unit	3778
<i>(Multiple sheets used when necessary)</i>	Examiner	Annette Fredricka Dixon
SHEET 4 OF 12	Attorney Docket No.	FPHCR.112C1

U.S. PATENT DOCUMENTS					
Examiner Initials	Cite No.	Document Number <i>Number - Kind Code (if known)</i> Example: 1,234,567 B1	Publication Date MM-DD-YYYY	Name	Pages, Columns, Lines Where Relevant Passages or Relevant Figures Appear
	85	6,019,101	02-01-2000	Cotner et al.	
	86	6,039,044	03-21-2000	Sullivan	
	87	6,050,260	04-18-2000	Daniell et al.	
	88	6,112,746	09-05-2000	Kwok et al.	
	89	6,119,693	09-19-2000	Kwok et al.	
	90	6,119,694	09-19-2000	Correa et al.	
	91	6,135,432	10-24-2000	Hebblewhite et al.	
	92	6,192,886	02-01-2001	Rudolph	
	93	6,302,105	10-16-2001	Wickham et al.	
	94	6,341,606	01-29-2002	Bordewick et al.	
	95	6,347,631	02-19-2002	Hansen et al.	
	96	6,398,197	06-04-2002	Dickinson et al.	
	97	6,412,488	07-02-2002	Barnett et al.	
	98	6,418,928	07-16-2002	Bordewick et al.	
	99	6,427,694	08-06-2002	Hecker et al.	
	100	6,435,181	08-20-2002	Jones, Jr. et al.	
	101	6,457,473	10-01-2002	Brostrom et al.	
	102	6,467,483	10-22-2002	Kopacko et al.	
	103	6,488,664	12-03-2002	Solomon et al.	
	104	6,491,034	12-01-2002	Gunaratnam et al.	
	105	6,513,526	02-04-2003	Kwok et al.	
	106	6,561,190	05-13-2003	Kwok	
	107	6,561,191	05-13-2003	Kwok	
	108	6,581,601	06-01-2003	Ziaee	
	109	6,581,594	06-24-2003	Drew, et al.	
	110	6,631,718	10-14-2003	Lovell	
	111	6,659,102	12-09-2003	Sico	
	112	6,662,803	12-16-2003	Gradon, et al.	

Examiner Signature	Date Considered
* <b>Examiner:</b> Initial if reference considered, whether or not citation is in conformance with MPEP 609. Draw line through citation if not in conformance and not considered. Include copy of this form with next communication to applicant.	

T<sup>1</sup> - Place a check mark in this area when an English language Translation is attached.

<b>INFORMATION DISCLOSURE STATEMENT BY APPLICANT</b>	Application No.	14/333,134
	Filing Date	July 16, 2014
	First Named Inventor	Alastair Edwin McAuley
	Art Unit	3778
<i>(Multiple sheets used when necessary)</i>	Examiner	Annette Fredricka Dixon
SHEET 5 OF 12	Attorney Docket No.	FPHCR.112C1

<b>U.S. PATENT DOCUMENTS</b>					
Examiner Initials	Cite No.	Document Number <i>Number - Kind Code (if known)</i> Example: 1,234,567 B1	Publication Date MM-DD-YYYY	Name	Pages, Columns, Lines Where Relevant Passages or Relevant Figures Appear
	113	6,668,828	12-30-2003	Figley et al.	
	114	6,679,257	01-20-2004	Robertson et al.	
	115	6,691,707	02-17-2004	Gunaratnam et al.	
	116	6,712,072	03-30-2004	Lang	
	117	6,772,761	08-10-2004	Rucker, Jr.	
	118	6,796,308	09-28-2004	Gunaratnam et al.	
	119	6,851,425	02-08-2005	Jaffre et al.	
	120	6,892,729	05-17-2005	Smith et al.	
	121	6,895,965	05-24-2005	Scarberry et al.	
	122	6,907,882	06-21-2005	Ging et al.	
	123	6,918,390	07-19-2005	Lithgow et al.	
	124	6,951,218	10-04-2005	Gradon et al.	
	125	6,953,354	10-11-2005	Edirisuriya et al.	
	126	7,004,165	02-28-2006	Salcido	
	127	7,007,696	03-07-2006	Palkon et al.	
	128	7,021,311	04-04-2006	Gunaratnam et al.	
	129	7,066,179	06-27-2006	Eaton et al.	
	130	7,077,126	07-18-2006	Kummar et al.	
	131	7,178,525	02-20-2007	Matula, Jr. et al.	
	132	7,219,669	05-22-2007	Lovell et al.	
	133	7,225,811	06-05-2007	Ruiz et al.	
	134	7,290,546	11-06-2007	Sprinkle et al.	
	135	7,318,437	01-15-2008	Gunaratnam et al.	
	136	7,353,827	04-08-2008	Geist	
	137	7,406,966	08-05-2008	Wondka et al.	
	138	7,523,754	04-28-2009	Lithgow et al.	
	139	7,665,464	02-23-2010	Kopacko et al.	
	140	7,694,677	04-10-2010	Tang	

Examiner Signature	Date Considered
* <b>Examiner:</b> Initial if reference considered, whether or not citation is in conformance with MPEP 609. Draw line through citation if not in conformance and not considered. Include copy of this form with next communication to applicant.	

T<sup>1</sup> - Place a check mark in this area when an English language Translation is attached.

<b>INFORMATION DISCLOSURE STATEMENT BY APPLICANT</b>	Application No.	14/333,134
	Filing Date	July 16, 2014
	First Named Inventor	Alastair Edwin McAuley
	Art Unit	3778
<i>(Multiple sheets used when necessary)</i>	Examiner	Annette Fredricka Dixon
SHEET 6 OF 12	Attorney Docket No.	FPHCR.112C1

<b>U.S. PATENT DOCUMENTS</b>					
Examiner Initials	Cite No.	Document Number <i>Number - Kind Code (if known)</i> Example: 1,234,567 B1	Publication Date MM-DD-YYYY	Name	Pages, Columns, Lines Where Relevant Passages or Relevant Figures Appear
	141	7,814,911	10-19-2010	Bordewick et al.	
	142	7,827,990	11-09-2010	Melidis et al.	
	143	7,896,003	03-01-2011	Matula et al.	
	144	8,042,539	10-25-2011	Chandran, et al.	
	145	8,136,524	03-20-2012	Ging et al.	
	146	8,371,302	02-12-2013	Ging et al.	
	147	8,443,807	05-21-2013	McAuley et al.	
	148	8,479,741	07-09-2013	McAuley et al.	
	149	8,567,404	10-29-2013	Davidson et al.	
	150	8,631,793	01-21-2014	Omura et al.	
	151	8,636,005	01-28-2014	Gradon et al.	
	152	8,701,667	04-22-2014	Ho et al.	
	153	8,714,157	05-06-2014	McAuley et al.	
	154	8,757,157	06-24-2014	Price et al.	
	155	8,783,257	07-22-2014	McAuley et al.	
	156	8,944,061	02-03-2015	D'souza et al.	
	157	8,950,404	02-10-2015	Formica et al.	
	158	8,960,196	02-24-2015	Henry	
	159	9,027,556	05-12-2015	Ng et al.	
	160	9,032,955	05-19-2015	Lubke et al.	
	161	9,072,852	07-07-2015	McAuley et al.	
	162	9,119,931	09-01-2015	D'Souza et al.	
	163	9,138,555	09-22-2015	McAuley et al.	
	164	9,149,596	10-06-2015	Valcic et al.	
	165	9,242,062	01-26-2016	Melidis et al.	
	166	9,320,566	04-26-2016	Alston, Jr. et al.	
	167	9,333,315	05-10-2016	McAuley et al.	
	168	9,339,624	05-17-2016	McAuley et al.	

Examiner Signature	Date Considered
* <b>Examiner:</b> Initial if reference considered, whether or not citation is in conformance with MPEP 609. Draw line through citation if not in conformance and not considered. Include copy of this form with next communication to applicant.	

T<sup>1</sup> - Place a check mark in this area when an English language Translation is attached.

<b>INFORMATION DISCLOSURE STATEMENT BY APPLICANT</b>	Application No.	14/333,134
	Filing Date	July 16, 2014
	First Named Inventor	Alastair Edwin McAuley
	Art Unit	3778
<i>(Multiple sheets used when necessary)</i>	Examiner	Annette Fredricka Dixon
SHEET 7 OF 12	Attorney Docket No.	FPHCR.112C1

<b>U.S. PATENT DOCUMENTS</b>					
Examiner Initials	Cite No.	Document Number <i>Number - Kind Code (if known)</i> Example: 1,234,567 B1	Publication Date MM-DD-YYYY	Name	Pages, Columns, Lines Where Relevant Passages or Relevant Figures Appear
	169	9,375,545	06-28-2016	Darkin et al.	
	170	9,381,316	07-05-2016	Ng et al.	
	171	9,522,246	12-20-2016	Frater et al.	
	172	2001/0017134	08-30-2001	Bahr	
	173	2001/0020474	09-13-2001	Hecker et al.	
	174	2002/0020416	02-21-2002	Namey	
	175	2002/0026934	03-07-2002	Lithgow et al.	
	176	2002/0029780	03-14-2002	Frater et al.	
	177	2002/0046755	04-25-2002	Voss	
	178	2002/0108613	08-15-2002	Gunaratnam et al.	
	179	2003/0005931	01-09-2003	Jaffre et al.	
	180	2003/0019495	01-30-2003	Palkon et al.	
	181	2003/0019496	01-30-2003	Kopacko et al.	
	182	2003/0029454	02-13-2003	Gelinas et al.	
	183	2003/0047185	03-13-2003	Olsen et al.	
	184	2003/0075182	04-24-2003	Heidmann et al.	
	185	2003/0089373	05-15-2003	Gradon et al.	
	186	2003/0094177	05-22-2003	Smith et al.	
	187	2003/0121519	07-03-2003	Estes et al.	
	188	2003/0164170	09-02-2003	Drew et al.	
	189	2003/0172936	09-18-2003	Wilkie et al.	
	190	2003/0196655	10-23-2003	Ging et al.	
	191	2003/0196656	10-23-2003	Moore	
	192	2003/0196658	10-23-2003	Ging et al.	
	193	2003/0196659	10-23-2003	Gradon, et al.	
	194	2003/0196664	10-23-2003	Jacobson	
	195	2003/196656	10-23-2003	Moore	
	196	2004/0025882	02-12-2004	Madaus et al.	

Examiner Signature	Date Considered
* <b>Examiner:</b> Initial if reference considered, whether or not citation is in conformance with MPEP 609. Draw line through citation if not in conformance and not considered. Include copy of this form with next communication to applicant.	

T<sup>1</sup> - Place a check mark in this area when an English language Translation is attached.

<b>INFORMATION DISCLOSURE STATEMENT BY APPLICANT</b>	Application No.	14/333,134
	Filing Date	July 16, 2014
	First Named Inventor	Alastair Edwin McAuley
	Art Unit	3778
<i>(Multiple sheets used when necessary)</i>	Examiner	Annette Fredricka Dixon
SHEET 8 OF 12	Attorney Docket No.	FPHCR.112C1

U.S. PATENT DOCUMENTS					
Examiner Initials	Cite No.	Document Number <i>Number - Kind Code (if known)</i> Example: 1,234,567 B1	Publication Date MM-DD-YYYY	Name	Pages, Columns, Lines Where Relevant Passages or Relevant Figures Appear
	197	2004/0065328	04-08-2004	Amarasinghe et al.	
	198	2004/0067333	04-08-2004	Amarasinghe	
	199	2004/0107968	06-10-2004	Griffiths	
	200	2004/0118406	06-24-2004	Lithgow et al.	
	201	2004/0139973	07-22-2004	Wright	
	202	2004/0149280	08-05-2004	Semeniuk	
	203	2004/0182398	09-23-2004	Sprinkle et al.	
	204	2004/0211427	10-01-2004	Jones et al.	
	205	2004/0255949	12-23-2004	Lang et al.	
	206	2005/0016532	01-27-2005	Farrell	
	207	2005/0033247	02-10-2005	Thompson	
	208	2005/0051177	03-10-2005	Wood	
	209	2005/0066976	03-31-2005	Wondka	
	210	2005/0076913	04-14-2005	Ho et al.	
	211	2005/0092327	05-05-2005	Fini et al.	
	212	2005/0098183	05-12-2005	Nash et al.	
	213	2005/0150497	07-14-2005	Eifler et al	
	214	2005/0155604	07-21-2005	Ging et al.	
	215	2005/0199242	09-15-2005	Matula	
	216	2005/0235999	10-27-2005	Wood et al.	
	217	2006/0032504	02-16-2006	Burton et al.	
	218	2006/0060200	03-23-2006	Ho et al.	
	219	2006/0042629	03-02-2006	Geist	
	220	2006/0081256	04-20-2006	Palmer	
	221	2006/0096598	05-11-2006	Ho et al.	
	222	2006/0107958	05-01-2006	Sleeper	
	223	2006/0118117	06-08-2006	Berthon-Jones, et al.	
	224	2006/0124131	06-01-2006	Chandran	

Examiner Signature	Date Considered
* <b>Examiner:</b> Initial if reference considered, whether or not citation is in conformance with MPEP 609. Draw line through citation if not in conformance and not considered. Include copy of this form with next communication to applicant.	

T<sup>1</sup> - Place a check mark in this area when an English language Translation is attached.

<b>INFORMATION DISCLOSURE STATEMENT BY APPLICANT</b>	Application No.	14/333,134
	Filing Date	July 16, 2014
	First Named Inventor	Alastair Edwin McAuley
	Art Unit	3778
<i>(Multiple sheets used when necessary)</i>	Examiner	Annette Fredricka Dixon
SHEET 9 OF 12	Attorney Docket No.	FPHCR.112C1

<b>U.S. PATENT DOCUMENTS</b>					
Examiner Initials	Cite No.	Document Number <i>Number - Kind Code (if known)</i> Example: 1,234,567 B1	Publication Date MM-DD-YYYY	Name	Pages, Columns, Lines Where Relevant Passages or Relevant Figures Appear
	225	2006/0137690	06-01-2006	Gunaratnam et al.	
	226	2006/0130844	06-22-2006	Ho et al.	
	227	2006/0174887	08-01-2006	Chandran et al.	
	228	2006/0196511	09-07-2006	Lau et al.	
	229	2006/0201514	09-14-2006	Jones et al.	
	230	2006/0237017	10-26-2006	Davidson et al.	
	231	2006/0237018	10-26-2006	McAuley et al.	
	232	2006/0254593	11-16-2006	Chang	
	233	2006/0266361	11-30-2006	Hernandez	
	234	2006/0283461	12-21-2006	Lubke et al.	
	235	2007/0000492	01-04-2007	Hansel et al.	
	236	2007/0010786	01-11-2007	Casey et al.	
	237	2007/0044804	03-01-2007	Matula et al.	
	238	2007/0089749	04-26-2007	Ho et al.	
	239	2007/0125385	06-07-2007	Ho et al.	
	240	2007/0125387	06-07-2007	Zollinger et al.	
	241	2007/0137653	06-21-2007	Wood	
	242	2007/0142785	03-28-1995	Bartholomew	
	243	2007/0157353	07-12-2007	Guney et al.	
	244	2007/163600 A1	07-19-2007	Hoffman	
	245	2007/0175480	08-02-2007	Gradon et al.	
	246	2007/0174952	08-02-2007	Jacob	
	247	2007/0215161	09-20-2007	Frater et al.	
	248	2007/0221227	09-27-2007	Ho	
	249	2007/0227541	10-04-2007	Van Den	
	250	2007/0267017	11-22-2007	McAuley et al.	
	251	2007/0295335	12-01-2007	Nashed	
	252	2008/0047560	02-01-2008	Veliss et al.	

Examiner Signature	Date Considered
* <b>Examiner:</b> Initial if reference considered, whether or not citation is in conformance with MPEP 609. Draw line through citation if not in conformance and not considered. Include copy of this form with next communication to applicant.	

T<sup>1</sup> - Place a check mark in this area when an English language Translation is attached.

<b>INFORMATION DISCLOSURE STATEMENT BY APPLICANT</b>	Application No.	14/333,134
	Filing Date	July 16, 2014
	First Named Inventor	Alastair Edwin McAuley
	Art Unit	3778
<i>(Multiple sheets used when necessary)</i>	Examiner	Annette Fredricka Dixon
SHEET 10 OF 12	Attorney Docket No.	FPHCR.112C1

<b>U.S. PATENT DOCUMENTS</b>					
Examiner Initials	Cite No.	Document Number <i>Number - Kind Code (if known)</i> Example: 1,234,567 B1	Publication Date MM-DD-YYYY	Name	Pages, Columns, Lines Where Relevant Passages or Relevant Figures Appear
	253	2008/0041388	02-21-2008	McAuley et al.	
	254	2008/0041393	02-21-2008	Bracken	
	255	2008/0047560	02-01-2008	Veliss et al.	
	256	2007/0010786	01-11-2007	Casey et al.	
	257	2008/0060648	03-13-2008	Thornton et al.	
	258	2008/0060657	03-13-2008	McAuley et al.	
	259	2008/0099024	05-01-2008	Gunaratnam et al.	
	260	2008/0105257	05-08-2008	Klasek et al.	
	261	2008/0110464	05-15-2008	Davidson et al.	
	262	2008/0142019	06-19-2008	Lewis	
	263	2008/0178875	07-31-2008	Henry	
	264	2008/0190432	08-14-2008	Blochlinger et al.	
	265	2008/0190436	08-14-2008	Jaffe et al.	
	266	2008/0196728	08-21-2008	Ho	
	267	2008/0236586	10-02-2008	Mcdonald et al.	
	268	2008/0264422	10-30-2008	Fishman	
	269	2008/0314388	12-25-2008	Brambilla et al.	
	270	2009/0014007	01-15-2009	Brambilla et al.	
	271	2009/0044808	02-19-2009	Guney et al.	
	272	2009/0107504	04-30-2009	McAuley et al.	
	273	2009/0120442	05-14-2009	Ho	
	274	2009/0133697	05-28-2009	Kwok et al.	
	275	2009/0145429	06-11-2009	Ging et al.	
	276	2009/0173349	07-09-2009	Hernandez et al.	
	277	2010/0000538	01-07-2010	Edwards et al.	
	278	2010/0051031	03-04-2010	Lustenberger et al.	
	279	2010/0083961	04-08-2010	McAuley et al.	
	280	2010/0108072	05-06-2010	D'souza et al.	

Examiner Signature	Date Considered
--------------------	-----------------

\***Examiner:** Initial if reference considered, whether or not citation is in conformance with MPEP 609. Draw line through citation if not in conformance and not considered. Include copy of this form with next communication to applicant.

T<sup>1</sup> - Place a check mark in this area when an English language Translation is attached.

<b>INFORMATION DISCLOSURE STATEMENT BY APPLICANT</b>	Application No.	14/333,134
	Filing Date	July 16, 2014
	First Named Inventor	Alastair Edwin McAuley
	Art Unit	3778
<i>(Multiple sheets used when necessary)</i>	Examiner	Annette Fredricka Dixon
SHEET 11 OF 12	Attorney Docket No.	FPHCR.112C1

<b>U.S. PATENT DOCUMENTS</b>					
Examiner Initials	Cite No.	Document Number <i>Number - Kind Code (if known)</i> Example: 1,234,567 B1	Publication Date MM-DD-YYYY	Name	Pages, Columns, Lines Where Relevant Passages or Relevant Figures Appear
	281	2010/0154798	06-24-2010	Henry et al.	
	282	2010/0170516	07-08-2010	Grane	
	283	2010/0258132	10-14-2010	Moore	
	284	2010/0258136	10-14-2010	Doherty et al.	
	285	2010/0307502	12-09-2010	Rummery et al.	
	286	2010/0313891	12-16-2010	Veliss et al.	
	287	2010/0319700	12-23-2010	Ng et al.	
	288	2011/0072553	03-31-2011	Ho	
	289	2011/0146685	06-23-2011	Allan et al.	
	290	2011/0265796	11-03-2011	Amarasinghe et al.	
	291	2011/0308520	12-22-2011	McAuley et al.	
	292	2012/0132209	05-01-2012	Rummery	
	293	2012/0125339	05-24-2012	Ho et al.	
	294	2012/0285457	11-15-2012	Mansour et al.	
	295	2012/0304999	12-06-2012	Swift et al.	
	296	2012/0318270	12-20-2012	McAuley et al.	
	297	2013/0152918	06-20-2013	Rummery et al.	
	298	2013/0160769	06-27-2013	Ng et al.	
	299	2014/0083428	03-27-2014	Rothermel et al.	
	300	2014/0083430	03-27-2014	Matula, Jr. et al.	
	301	2014/0137870	05-22-2014	Barlow et al.	
	302	2015/0013678	01-01-2015	McAuley	
	303	2015/0033457	02-05-2015	Tryner et al.	
	304	2015/0090266	04-02-2015	Melidis et al.	
	305	2015/0297855	10-22-2015	McAuley et al.	
	306	2015/0374946	12-31-2015	McAuley et al.	
	307	2016/0008558	01-14-2016	Huddart et al.	
	308	2016/0038705	02-11-2016	McAuley et al.	

Examiner Signature	Date Considered
* <b>Examiner:</b> Initial if reference considered, whether or not citation is in conformance with MPEP 609. Draw line through citation if not in conformance and not considered. Include copy of this form with next communication to applicant.	

T<sup>1</sup> - Place a check mark in this area when an English language Translation is attached.



<b>INFORMATION DISCLOSURE STATEMENT BY APPLICANT</b>	Application No.	14/333,134
	Filing Date	July 16, 2014
	First Named Inventor	Alastair Edwin McAuley
	Art Unit	3778
<i>(Multiple sheets used when necessary)</i>	Examiner	Annette Fredricka Dixon
SHEET 12 OF 12	Attorney Docket No.	FPHCR.112C1

<b>U.S. PATENT DOCUMENTS</b>					
Examiner Initials	Cite No.	Document Number <i>Number - Kind Code (if known)</i> Example: 1,234,567 B1	Publication Date MM-DD-YYYY	Name	Pages, Columns, Lines Where Relevant Passages or Relevant Figures Appear
	309	2016/0038706	02-11-2016	McAuley et al.	
	310	2016/0038707	02-11-2016	Allan et al.	
	311	2016/0166792	06-16-2016	Allan et al.	
	312	2017/0119988	05-04-2017	Allan et al.	
	313	D250,047	10-24-1978	Lewis, et al.	
	314	D250,131	10-31-1978	Lewis, et al.	
	315	D252,322	07-10-1979	Johnson	
	316	D293,613	01-05-1988	Wingler	
	317	D310,431	09-04-1990	Bellm	
	318	D320,677	10-08-1991	Kumagai et al.	
	319	D321,419	11-05-1991	Wallace	
	320	D322,318	12-10-1991	Sullivan	
	321	D340,317	10-12-1993	Cole	
	322	D354,128	01-03-1995	Rinehart	
	323	D355,484	02-14-1995	Rinehart	
	324	D378,610	03-25-1997	Reischel et al.	
	325	D440,302	04-10-2001	Wolfe	
	326	D455,891	04-23-2002	Biedrzycki	
	327	D520,140	05-02-2006	Chaggares	
	328	D526,094	08-01-2006	Chen	
	329	D533,269	12-05-2006	McAuley et al.	
	330	D595,841	07-07-2009	McAuley et al.	
	331	D661,796	06-12-2012	Andrews et al.	
	332	D686,313	07-16-2013	Matula et al.	

26575342

Examiner Signature	Date Considered
* <b>Examiner:</b> Initial if reference considered, whether or not citation is in conformance with MPEP 609. Draw line through citation if not in conformance and not considered. Include copy of this form with next communication to applicant.	

T<sup>1</sup> - Place a check mark in this area when an English language Translation is attached.

**INFORMATION DISCLOSURE STATEMENT**

First Inventor :	Alastair Edwin McAuley
App. No. :	14/333,134
Filed :	July 16, 2014
For :	BREATHING ASSISTANCE APPARATUS
Examiner :	Annette Fredricka Dixon
Art Unit :	3778
Conf. No. :	6841

**Mail Stop RCE**

Commissioner for Patents  
P.O. Box 1450  
Alexandria, VA 22313-1450

**References and Listing**

Pursuant to 37 CFR 1.56, an Information Disclosure Statement (IDS) listing references is provided herewith.

**No Disclaimers**

To the extent that anything in the IDS or the listed references could be construed as a disclaimer of any subject matter supported by the present application, Applicant hereby rescinds and retracts such disclaimer.

**Timing of Disclosure**

This IDS is being filed within three months of the filing date or date of national phase entry, with an RCE or before receipt of a First Office Action after an RCE, and no fee is believed to be required.

The Commissioner is hereby authorized to charge any additional fees which may be required, or credit any overpayment, to Account No. 11-1410.

Respectfully submitted,

KNOBBE, MARTENS, OLSON & BEAR, LLP

Dated: August 25, 2017

By: Michael Guiliana/

Michael A. Guiliana  
Registration No. 42,611  
Registered Practitioner  
Customer No. 20995  
(949) 760-0404

## Electronic Patent Application Fee Transmittal

<b>Application Number:</b>	14333134			
<b>Filing Date:</b>	16-Jul-2014			
<b>Title of Invention:</b>	BREATHING ASSISTANCE APPARATUS			
<b>First Named Inventor/Applicant Name:</b>	Alastair Edwin McAuley			
<b>Filer:</b>	Michael A. Guiliana			
<b>Attorney Docket Number:</b>	FPHCR.112C1			
Filed as Large Entity				
<b>Filing Fees for Utility under 35 USC 111(a)</b>				
<b>Description</b>	<b>Fee Code</b>	<b>Quantity</b>	<b>Amount</b>	<b>Sub-Total in USD(\$)</b>
<b>Basic Filing:</b>				
<b>Pages:</b>				
<b>Claims:</b>				
CLAIMS IN EXCESS OF 20	1202	9	80	720
<b>Miscellaneous-Filing:</b>				
<b>Petition:</b>				
<b>Patent-Appeals-and-Interference:</b>				
<b>Post-Allowance-and-Post-Issuance:</b>				

Description	Fee Code	Quantity	Amount	Sub-Total in USD(\$)
<b>Extension-of-Time:</b>				
<b>Miscellaneous:</b>				
RCE- 1st Request	1801	1	1200	1200
<b>Total in USD (\$)</b>				<b>1920</b>

## Electronic Acknowledgement Receipt

<b>EFS ID:</b>	30191369
<b>Application Number:</b>	14333134
<b>International Application Number:</b>	
<b>Confirmation Number:</b>	6841
<b>Title of Invention:</b>	BREATHING ASSISTANCE APPARATUS
<b>First Named Inventor/Applicant Name:</b>	Alastair Edwin McAuley
<b>Customer Number:</b>	20995
<b>Filer:</b>	Michael A. Guiliana/Anthony Bonilla
<b>Filer Authorized By:</b>	Michael A. Guiliana
<b>Attorney Docket Number:</b>	FPHCR.112C1
<b>Receipt Date:</b>	25-AUG-2017
<b>Filing Date:</b>	16-JUL-2014
<b>Time Stamp:</b>	20:04:50
<b>Application Type:</b>	Utility under 35 USC 111(a)

### Payment information:

Submitted with Payment	yes
Payment Type	CARD
Payment was successfully received in RAM	\$1920
RAM confirmation Number	082817INTEFSW20054900
Deposit Account	111410
Authorized User	Anthony Bonilla

The Director of the USPTO is hereby authorized to charge indicated fees and credit any overpayment as follows:

37 CFR 1.16 (National application filing, search, and examination fees)

37 CFR 1.17 (Patent application and reexamination processing fees)

RMD

--	--	--	--	--	--

**File Listing:**

Document Number	Document Description	File Name	File Size(Bytes)/ Message Digest	Multi Part /.zip	Pages (if appl.)
1	Request for Continued Examination (RCE)	FPHCR112C1_RCE.pdf	697648	no	3
			514fbc78165c27b53b625ceb16e9f827367aff94		

**Warnings:**

**Information:**

2		FPHCR112C1_Preliminary_Amendment.pdf	247427	yes	8
			fe0c63eda7b186e5b35e4bc5f23bd5268b9946d1		

**Multipart Description/PDF files in .zip description**

Document Description	Start	End
Applicant Arguments/Remarks Made in an Amendment	8	8
Claims	2	7
Amendment Submitted/Entered with Filing of CPA/RCE	1	1

**Warnings:**

**Information:**

3		FPHCR112C1_IDS.pdf	502852	yes	13
			89a071dc076c6383ae903fc49d47c1f6c75d722d		

**Multipart Description/PDF files in .zip description**

Document Description	Start	End
Information Disclosure Statement (IDS) Form (SB08)	2	13
Transmittal Letter	1	1

**Warnings:**

**Information:**

--	--	--	--	--	--

4	Fee Worksheet (SB06)	fee-info.pdf	32080	no	2
			ce042dd1232f20c408b0eb76065e2aa51aa e9d21		

**Warnings:**

**Information:**

<b>Total Files Size (in bytes):</b>	1480007
-------------------------------------	---------

**This Acknowledgement Receipt evidences receipt on the noted date by the USPTO of the indicated documents, characterized by the applicant, and including page counts, where applicable. It serves as evidence of receipt similar to a Post Card, as described in MPEP 503.**

**New Applications Under 35 U.S.C. 111**

**If a new application is being filed and the application includes the necessary components for a filing date (see 37 CFR 1.53(b)-(d) and MPEP 506), a Filing Receipt (37 CFR 1.54) will be issued in due course and the date shown on this Acknowledgement Receipt will establish the filing date of the application.**

**National Stage of an International Application under 35 U.S.C. 371**

**If a timely submission to enter the national stage of an international application is compliant with the conditions of 35 U.S.C. 371 and other applicable requirements a Form PCT/DO/EO/903 indicating acceptance of the application as a national stage submission under 35 U.S.C. 371 will be issued in addition to the Filing Receipt, in due course.**

**New International Application Filed with the USPTO as a Receiving Office**

**If a new international application is being filed and the international application includes the necessary components for an international filing date (see PCT Article 11 and MPEP 1810), a Notification of the International Application Number and of the International Filing Date (Form PCT/RO/105) will be issued in due course, subject to prescriptions concerning national security, and the date shown on this Acknowledgement Receipt will establish the international filing date of the application.**

Under the Paperwork Reduction Act of 1995, no persons are required to respond to a collection of information unless it displays a valid OMB control number.

<b>PATENT APPLICATION FEE DETERMINATION RECORD</b> Substitute for Form PTO-875	Application or Docket Number <b>14/333,134</b>	Filing Date <b>07/16/2014</b>	<input type="checkbox"/> To be Mailed
-----------------------------------------------------------------------------------	---------------------------------------------------	----------------------------------	---------------------------------------

ENTITY:  LARGE  SMALL  MICRO

**APPLICATION AS FILED – PART I**

FOR	NUMBER FILED	NUMBER EXTRA	RATE (\$)	FEE (\$)
<input type="checkbox"/> BASIC FEE (37 CFR 1.16(a), (b), or (c))	N/A	N/A	N/A	
<input type="checkbox"/> SEARCH FEE (37 CFR 1.16(k), (l), or (m))	N/A	N/A	N/A	
<input type="checkbox"/> EXAMINATION FEE (37 CFR 1.16(o), (p), or (q))	N/A	N/A	N/A	
TOTAL CLAIMS (37 CFR 1.16(i))	minus 20 =	*	X \$ =	
INDEPENDENT CLAIMS (37 CFR 1.16(h))	minus 3 =	*	X \$ =	
<input type="checkbox"/> APPLICATION SIZE FEE (37 CFR 1.16(s))	If the specification and drawings exceed 100 sheets of paper, the application size fee due is \$310 (\$155 for small entity) for each additional 50 sheets or fraction thereof. See 35 U.S.C. 41(a)(1)(G) and 37 CFR 1.16(s).			
<input type="checkbox"/> MULTIPLE DEPENDENT CLAIM PRESENT (37 CFR 1.16(j))				
* If the difference in column 1 is less than zero, enter "0" in column 2.			TOTAL	

**APPLICATION AS AMENDED – PART II**

	(Column 1)	(Column 2)	(Column 3)	PRESENT EXTRA	RATE (\$)	ADDITIONAL FEE (\$)
<b>AMENDMENT</b>	<b>08/25/2017</b>	CLAIMS REMAINING AFTER AMENDMENT		HIGHEST NUMBER PREVIOUSLY PAID FOR		
	Total (37 CFR 1.16(i))	* 29	Minus	** 20	= 9	X \$80 = 720
	Independent (37 CFR 1.16(h))	* 3	Minus	***3	= 0	X \$420 = 0
	<input type="checkbox"/> Application Size Fee (37 CFR 1.16(s))					
<input type="checkbox"/> FIRST PRESENTATION OF MULTIPLE DEPENDENT CLAIM (37 CFR 1.16(j))						
					TOTAL ADD'L FEE	<b>720</b>

	(Column 1)	(Column 2)	(Column 3)	PRESENT EXTRA	RATE (\$)	ADDITIONAL FEE (\$)
<b>AMENDMENT</b>		CLAIMS REMAINING AFTER AMENDMENT		HIGHEST NUMBER PREVIOUSLY PAID FOR		
	Total (37 CFR 1.16(i))	*	Minus	**	=	X \$ =
	Independent (37 CFR 1.16(h))	*	Minus	***	=	X \$ =
	<input type="checkbox"/> Application Size Fee (37 CFR 1.16(s))					
<input type="checkbox"/> FIRST PRESENTATION OF MULTIPLE DEPENDENT CLAIM (37 CFR 1.16(j))						
					TOTAL ADD'L FEE	

\* If the entry in column 1 is less than the entry in column 2, write "0" in column 3.  
 \*\* If the "Highest Number Previously Paid For" IN THIS SPACE is less than 20, enter "20".  
 \*\*\* If the "Highest Number Previously Paid For" IN THIS SPACE is less than 3, enter "3".

The "Highest Number Previously Paid For" (Total or Independent) is the highest number found in the appropriate box in column 1.

LIE  
/DEANNA RORIE/

This collection of information is required by 37 CFR 1.16. The information is required to obtain or retain a benefit by the public which is to file (and by the USPTO to process) an application. Confidentiality is governed by 35 U.S.C. 122 and 37 CFR 1.14. This collection is estimated to take 12 minutes to complete, including gathering, preparing, and submitting the completed application form to the USPTO. Time will vary depending upon the individual case. Any comments on the amount of time you require to complete this form and/or suggestions for reducing this burden, should be sent to the Chief Information Officer, U.S. Patent and Trademark Office, U.S. Department of Commerce, P.O. Box 1450, Alexandria, VA 22313-1450. DO NOT SEND FEES OR COMPLETED FORMS TO THIS ADDRESS. **SEND TO: Commissioner for Patents, P.O. Box 1450, Alexandria, VA 22313-1450.**

If you need assistance in completing the form, call 1-800-PTO-9199 and select option 2.





NOTICE OF ALLOWANCE AND FEE(S) DUE

20995 7590 06/02/2017
KNOBBE MARTENS OLSON & BEAR LLP
2040 MAIN STREET
FOURTEENTH FLOOR
IRVINE, CA 92614

Table with 2 columns: EXAMINER (DIXON, ANNETTE FREDRICKA), ART UNIT (3778), PAPER NUMBER

DATE MAILED: 06/02/2017

Table with 5 columns: APPLICATION NO., FILING DATE, FIRST NAMED INVENTOR, ATTORNEY DOCKET NO., CONFIRMATION NO.

TITLE OF INVENTION: BREATHING ASSISTANCE APPARATUS

Table with 7 columns: APPLN. TYPE, ENTITY STATUS, ISSUE FEE DUE, PUBLICATION FEE DUE, PREV. PAID ISSUE FEE, TOTAL FEE(S) DUE, DATE DUE

THE APPLICATION IDENTIFIED ABOVE HAS BEEN EXAMINED AND IS ALLOWED FOR ISSUANCE AS A PATENT. PROSECUTION ON THE MERITS IS CLOSED. THIS NOTICE OF ALLOWANCE IS NOT A GRANT OF PATENT RIGHTS. THIS APPLICATION IS SUBJECT TO WITHDRAWAL FROM ISSUE AT THE INITIATIVE OF THE OFFICE OR UPON PETITION BY THE APPLICANT. SEE 37 CFR 1.313 AND MPEP 1308.

THE ISSUE FEE AND PUBLICATION FEE (IF REQUIRED) MUST BE PAID WITHIN THREE MONTHS FROM THE MAILING DATE OF THIS NOTICE OR THIS APPLICATION SHALL BE REGARDED AS ABANDONED. THIS STATUTORY PERIOD CANNOT BE EXTENDED. SEE 35 U.S.C. 151. THE ISSUE FEE DUE INDICATED ABOVE DOES NOT REFLECT A CREDIT FOR ANY PREVIOUSLY PAID ISSUE FEE IN THIS APPLICATION. IF AN ISSUE FEE HAS PREVIOUSLY BEEN PAID IN THIS APPLICATION (AS SHOWN ABOVE), THE RETURN OF PART B OF THIS FORM WILL BE CONSIDERED A REQUEST TO REAPPLY THE PREVIOUSLY PAID ISSUE FEE TOWARD THE ISSUE FEE NOW DUE.

HOW TO REPLY TO THIS NOTICE:

I. Review the ENTITY STATUS shown above. If the ENTITY STATUS is shown as SMALL or MICRO, verify whether entitlement to that entity status still applies. If the ENTITY STATUS is the same as shown above, pay the TOTAL FEE(S) DUE shown above. If the ENTITY STATUS is changed from that shown above, on PART B - FEE(S) TRANSMITTAL, complete section number 5 titled "Change in Entity Status (from status indicated above)". For purposes of this notice, small entity fees are 1/2 the amount of undiscounted fees, and micro entity fees are 1/2 the amount of small entity fees.

II. PART B - FEE(S) TRANSMITTAL, or its equivalent, must be completed and returned to the United States Patent and Trademark Office (USPTO) with your ISSUE FEE and PUBLICATION FEE (if required). If you are charging the fee(s) to your deposit account, section "4b" of Part B - Fee(s) Transmittal should be completed and an extra copy of the form should be submitted. If an equivalent of Part B is filed, a request to reapply a previously paid issue fee must be clearly made, and delays in processing may occur due to the difficulty in recognizing the paper as an equivalent of Part B.

III. All communications regarding this application must give the application number. Please direct all communications prior to issuance to Mail Stop ISSUE FEE unless advised to the contrary.

IMPORTANT REMINDER: Utility patents issuing on applications filed on or after Dec. 12, 1980 may require payment of maintenance fees. It is patentee's responsibility to ensure timely payment of maintenance fees when due.

**PART B - FEE(S) TRANSMITTAL**

**Complete and send this form, together with applicable fee(s), to: Mail Mail Stop ISSUE FEE  
 Commissioner for Patents  
 P.O. Box 1450  
 Alexandria, Virginia 22313-1450  
 or Fax (571)-273-2885**

**INSTRUCTIONS:** This form should be used for transmitting the ISSUE FEE and PUBLICATION FEE (if required). Blocks 1 through 5 should be completed where appropriate. All further correspondence including the Patent, advance orders and notification of maintenance fees will be mailed to the current correspondence address as indicated unless corrected below or directed otherwise in Block 1, by (a) specifying a new correspondence address; and/or (b) indicating a separate "FEE ADDRESS" for maintenance fee notifications.

Note: A certificate of mailing can only be used for domestic mailings of the Fee(s) Transmittal. This certificate cannot be used for any other accompanying papers. Each additional paper, such as an assignment or formal drawing, must have its own certificate of mailing or transmission.

CURRENT CORRESPONDENCE ADDRESS (Note: Use Block 1 for any change of address)

20995                      7590                      06/02/2017  
**KNOBBE MARTENS OLSON & BEAR LLP**  
 2040 MAIN STREET  
 FOURTEENTH FLOOR  
 IRVINE, CA 92614

**Certificate of Mailing or Transmission**

I hereby certify that this Fee(s) Transmittal is being deposited with the United States Postal Service with sufficient postage for first class mail in an envelope addressed to the Mail Stop ISSUE FEE address above, or being facsimile transmitted to the USPTO (571) 273-2885, on the date indicated below.

(Depositor's name)
(Signature)
(Date)

APPLICATION NO.	FILING DATE	FIRST NAMED INVENTOR	ATTORNEY DOCKET NO.	CONFIRMATION NO.
14/333,134	07/16/2014	Alastair Edwin McAuley	FPHCR.112C1	6841

TITLE OF INVENTION: BREATHING ASSISTANCE APPARATUS

APPLN. TYPE	ENTITY STATUS	ISSUE FEE DUE	PUBLICATION FEE DUE	PREV. PAID ISSUE FEE	TOTAL FEE(S) DUE	DATE DUE
nonprovisional	UNDISCOUNTED	\$960	\$0	\$0	\$960	09/05/2017

EXAMINER	ART UNIT	CLASS-SUBCLASS
DIXON, ANNETTE FREDRICKA	3778	128-207180

<p>1. Change of correspondence address or indication of "Fee Address" (37 CFR 1.363).</p> <p><input type="checkbox"/> Change of correspondence address (or Change of Correspondence Address form PTO/SB/122) attached.</p> <p><input type="checkbox"/> "Fee Address" indication (or "Fee Address" Indication form PTO/SB/47; Rev 03-02 or more recent) attached. <b>Use of a Customer Number is required.</b></p>	<p>2. For printing on the patent front page, list</p> <p>(1) The names of up to 3 registered patent attorneys or agents OR, alternatively, _____ 1</p> <p>(2) The name of a single firm (having as a member a registered attorney or agent) and the names of up to 2 registered patent attorneys or agents. If no name is listed, no name will be printed. _____ 2</p> <p>_____ 3</p>
-------------------------------------------------------------------------------------------------------------------------------------------------------------------------------------------------------------------------------------------------------------------------------------------------------------------------------------------------------------------------------------------------------------------	---------------------------------------------------------------------------------------------------------------------------------------------------------------------------------------------------------------------------------------------------------------------------------------------------------------------------------------------------------------------------------------

3. ASSIGNEE NAME AND RESIDENCE DATA TO BE PRINTED ON THE PATENT (print or type)

PLEASE NOTE: Unless an assignee is identified below, no assignee data will appear on the patent. If an assignee is identified below, the document has been filed for recordation as set forth in 37 CFR 3.11. Completion of this form is NOT a substitute for filing an assignment.

(A) NAME OF ASSIGNEE \_\_\_\_\_ (B) RESIDENCE: (CITY and STATE OR COUNTRY) \_\_\_\_\_

Please check the appropriate assignee category or categories (will not be printed on the patent) :  Individual  Corporation or other private group entity  Government

<p>4a. The following fee(s) are submitted:</p> <p><input type="checkbox"/> Issue Fee</p> <p><input type="checkbox"/> Publication Fee (No small entity discount permitted)</p> <p><input type="checkbox"/> Advance Order - # of Copies _____</p>	<p>4b. Payment of Fee(s): (<b>Please first reapply any previously paid issue fee shown above</b>)</p> <p><input type="checkbox"/> A check is enclosed.</p> <p><input type="checkbox"/> Payment by credit card. Form PTO-2038 is attached.</p> <p><input type="checkbox"/> The director is hereby authorized to charge the required fee(s), any deficiency, or credits any overpayment, to Deposit Account Number _____ (enclose an extra copy of this form).</p>
-------------------------------------------------------------------------------------------------------------------------------------------------------------------------------------------------------------------------------------------------	------------------------------------------------------------------------------------------------------------------------------------------------------------------------------------------------------------------------------------------------------------------------------------------------------------------------------------------------------------------------------------------------------------------------------------------------------------------

5. **Change in Entity Status** (from status indicated above)

Applicant certifying micro entity status. See 37 CFR 1.29

Applicant asserting small entity status. See 37 CFR 1.27

Applicant changing to regular undiscounted fee status.

**NOTE:** Absent a valid certification of Micro Entity Status (see forms PTO/SB/15A and 15B), issue fee payment in the micro entity amount will not be accepted at the risk of application abandonment.

**NOTE:** If the application was previously under micro entity status, checking this box will be taken to be a notification of loss of entitlement to micro entity status.

**NOTE:** Checking this box will be taken to be a notification of loss of entitlement to small or micro entity status, as applicable.

**NOTE:** This form must be signed in accordance with 37 CFR 1.31 and 1.33. See 37 CFR 1.4 for signature requirements and certifications.

Authorized Signature \_\_\_\_\_ Date \_\_\_\_\_

Typed or printed name \_\_\_\_\_ Registration No. \_\_\_\_\_



UNITED STATES PATENT AND TRADEMARK OFFICE

UNITED STATES DEPARTMENT OF COMMERCE
United States Patent and Trademark Office
Address: COMMISSIONER FOR PATENTS
P.O. Box 1450
Alexandria, Virginia 22313-1450
www.uspto.gov

Table with 5 columns: APPLICATION NO., FILING DATE, FIRST NAMED INVENTOR, ATTORNEY DOCKET NO., CONFIRMATION NO.
14/333,134 07/16/2014 Alastair Edwin McAuley FPHCR.112C1 6841

20995 7590 06/02/2017
KNOBBE MARTENS OLSON & BEAR LLP
2040 MAIN STREET
FOURTEENTH FLOOR
IRVINE, CA 92614

Table with 2 columns: EXAMINER, ART UNIT, PAPER NUMBER
DIXON, ANNETTE FREDRICKA
3778

DATE MAILED: 06/02/2017

Determination of Patent Term Adjustment under 35 U.S.C. 154 (b)

(Applications filed on or after May 29, 2000)

The Office has discontinued providing a Patent Term Adjustment (PTA) calculation with the Notice of Allowance.

Section 1(h)(2) of the AIA Technical Corrections Act amended 35 U.S.C. 154(b)(3)(B)(i) to eliminate the requirement that the Office provide a patent term adjustment determination with the notice of allowance. See Revisions to Patent Term Adjustment, 78 Fed. Reg. 19416, 19417 (Apr. 1, 2013). Therefore, the Office is no longer providing an initial patent term adjustment determination with the notice of allowance. The Office will continue to provide a patent term adjustment determination with the Issue Notification Letter that is mailed to applicant approximately three weeks prior to the issue date of the patent, and will include the patent term adjustment on the patent. Any request for reconsideration of the patent term adjustment determination (or reinstatement of patent term adjustment) should follow the process outlined in 37 CFR 1.705.

Any questions regarding the Patent Term Extension or Adjustment determination should be directed to the Office of Patent Legal Administration at (571)-272-7702. Questions relating to issue and publication fee payments should be directed to the Customer Service Center of the Office of Patent Publication at 1-(888)-786-0101 or (571)-272-4200.

## OMB Clearance and PRA Burden Statement for PTOL-85 Part B

The Paperwork Reduction Act (PRA) of 1995 requires Federal agencies to obtain Office of Management and Budget approval before requesting most types of information from the public. When OMB approves an agency request to collect information from the public, OMB (i) provides a valid OMB Control Number and expiration date for the agency to display on the instrument that will be used to collect the information and (ii) requires the agency to inform the public about the OMB Control Number's legal significance in accordance with 5 CFR 1320.5(b).

The information collected by PTOL-85 Part B is required by 37 CFR 1.311. The information is required to obtain or retain a benefit by the public which is to file (and by the USPTO to process) an application. Confidentiality is governed by 35 U.S.C. 122 and 37 CFR 1.14. This collection is estimated to take 12 minutes to complete, including gathering, preparing, and submitting the completed application form to the USPTO. Time will vary depending upon the individual case. Any comments on the amount of time you require to complete this form and/or suggestions for reducing this burden, should be sent to the Chief Information Officer, U.S. Patent and Trademark Office, U.S. Department of Commerce, P.O. Box 1450, Alexandria, Virginia 22313-1450. DO NOT SEND FEES OR COMPLETED FORMS TO THIS ADDRESS. SEND TO: Commissioner for Patents, P.O. Box 1450, Alexandria, Virginia 22313-1450. Under the Paperwork Reduction Act of 1995, no persons are required to respond to a collection of information unless it displays a valid OMB control number.

### Privacy Act Statement

**The Privacy Act of 1974 (P.L. 93-579)** requires that you be given certain information in connection with your submission of the attached form related to a patent application or patent. Accordingly, pursuant to the requirements of the Act, please be advised that: (1) the general authority for the collection of this information is 35 U.S.C. 2(b)(2); (2) furnishing of the information solicited is voluntary; and (3) the principal purpose for which the information is used by the U.S. Patent and Trademark Office is to process and/or examine your submission related to a patent application or patent. If you do not furnish the requested information, the U.S. Patent and Trademark Office may not be able to process and/or examine your submission, which may result in termination of proceedings or abandonment of the application or expiration of the patent.

The information provided by you in this form will be subject to the following routine uses:

1. The information on this form will be treated confidentially to the extent allowed under the Freedom of Information Act (5 U.S.C. 552) and the Privacy Act (5 U.S.C. 552a). Records from this system of records may be disclosed to the Department of Justice to determine whether disclosure of these records is required by the Freedom of Information Act.
2. A record from this system of records may be disclosed, as a routine use, in the course of presenting evidence to a court, magistrate, or administrative tribunal, including disclosures to opposing counsel in the course of settlement negotiations.
3. A record in this system of records may be disclosed, as a routine use, to a Member of Congress submitting a request involving an individual, to whom the record pertains, when the individual has requested assistance from the Member with respect to the subject matter of the record.
4. A record in this system of records may be disclosed, as a routine use, to a contractor of the Agency having need for the information in order to perform a contract. Recipients of information shall be required to comply with the requirements of the Privacy Act of 1974, as amended, pursuant to 5 U.S.C. 552a(m).
5. A record related to an International Application filed under the Patent Cooperation Treaty in this system of records may be disclosed, as a routine use, to the International Bureau of the World Intellectual Property Organization, pursuant to the Patent Cooperation Treaty.
6. A record in this system of records may be disclosed, as a routine use, to another federal agency for purposes of National Security review (35 U.S.C. 181) and for review pursuant to the Atomic Energy Act (42 U.S.C. 218(c)).
7. A record from this system of records may be disclosed, as a routine use, to the Administrator, General Services, or his/her designee, during an inspection of records conducted by GSA as part of that agency's responsibility to recommend improvements in records management practices and programs, under authority of 44 U.S.C. 2904 and 2906. Such disclosure shall be made in accordance with the GSA regulations governing inspection of records for this purpose, and any other relevant (i.e., GSA or Commerce) directive. Such disclosure shall not be used to make determinations about individuals.
8. A record from this system of records may be disclosed, as a routine use, to the public after either publication of the application pursuant to 35 U.S.C. 122(b) or issuance of a patent pursuant to 35 U.S.C. 151. Further, a record may be disclosed, subject to the limitations of 37 CFR 1.14, as a routine use, to the public if the record was filed in an application which became abandoned or in which the proceedings were terminated and which application is referenced by either a published application, an application open to public inspection or an issued patent.
9. A record from this system of records may be disclosed, as a routine use, to a Federal, State, or local law enforcement agency, if the USPTO becomes aware of a violation or potential violation of law or regulation.

<b>Notice of Allowability</b>	<b>Application No.</b> 14/333,134	<b>Applicant(s)</b> MCAULEY ET AL.	
	<b>Examiner</b> ANNETTE DIXON	<b>Art Unit</b> 3778	<b>AIA (First Inventor to File) Status</b> No

**-- The MAILING DATE of this communication appears on the cover sheet with the correspondence address--**

All claims being allowable, PROSECUTION ON THE MERITS IS (OR REMAINS) CLOSED in this application. If not included herewith (or previously mailed), a Notice of Allowance (PTOL-85) or other appropriate communication will be mailed in due course. **THIS NOTICE OF ALLOWABILITY IS NOT A GRANT OF PATENT RIGHTS.** This application is subject to withdrawal from issue at the initiative of the Office or upon petition by the applicant. See 37 CFR 1.313 and MPEP 1308.

1.  This communication is responsive to 3/30/17.  
 A declaration(s)/affidavit(s) under **37 CFR 1.130(b)** was/were filed on \_\_\_\_\_.
2.  An election was made by the applicant in response to a restriction requirement set forth during the interview on \_\_\_\_\_; the restriction requirement and election have been incorporated into this action.
3.  The allowed claim(s) is/are 1-13 and 15. As a result of the allowed claim(s), you may be eligible to benefit from the **Patent Prosecution Highway** program at a participating intellectual property office for the corresponding application. For more information, please see [http://www.uspto.gov/patents/init\\_events/pph/index.jsp](http://www.uspto.gov/patents/init_events/pph/index.jsp) or send an inquiry to [PPHfeedback@uspto.gov](mailto:PPHfeedback@uspto.gov).
4.  Acknowledgment is made of a claim for foreign priority under 35 U.S.C. § 119(a)-(d) or (f).

**Certified copies:**

- a)  All    b)  Some    \*c)  None of the:
  1.  Certified copies of the priority documents have been received.
  2.  Certified copies of the priority documents have been received in Application No. 10/598,026.
  3.  Copies of the certified copies of the priority documents have been received in this national stage application from the International Bureau (PCT Rule 17.2(a)).

\* Certified copies not received: \_\_\_\_\_.

Applicant has THREE MONTHS FROM THE "MAILING DATE" of this communication to file a reply complying with the requirements noted below. Failure to timely comply will result in ABANDONMENT of this application.

**THIS THREE-MONTH PERIOD IS NOT EXTENDABLE.**

5.  CORRECTED DRAWINGS ( as "replacement sheets") must be submitted.  
 including changes required by the attached Examiner's Amendment / Comment or in the Office action of Paper No./Mail Date \_\_\_\_\_.  
**Identifying indicia such as the application number (see 37 CFR 1.84(c)) should be written on the drawings in the front (not the back) of each sheet. Replacement sheet(s) should be labeled as such in the header according to 37 CFR 1.121(d).**
6.  DEPOSIT OF and/or INFORMATION about the deposit of BIOLOGICAL MATERIAL must be submitted. Note the attached Examiner's comment regarding REQUIREMENT FOR THE DEPOSIT OF BIOLOGICAL MATERIAL.

**Attachment(s)**

- |                                                                                                            |                                                                           |
|------------------------------------------------------------------------------------------------------------|---------------------------------------------------------------------------|
| 1. <input type="checkbox"/> Notice of References Cited (PTO-892)                                           | 5. <input type="checkbox"/> Examiner's Amendment/Comment                  |
| 2. <input type="checkbox"/> Information Disclosure Statements (PTO/SB/08),<br>Paper No./Mail Date _____    | 6. <input type="checkbox"/> Examiner's Statement of Reasons for Allowance |
| 3. <input type="checkbox"/> Examiner's Comment Regarding Requirement for Deposit<br>of Biological Material | 7. <input type="checkbox"/> Other _____.                                  |
| 4. <input type="checkbox"/> Interview Summary (PTO-413),<br>Paper No./Mail Date _____ .                    |                                                                           |

/ANNETTE DIXON/  
Primary Examiner, Art Unit 3778

## EAST Search History

## EAST Search History (Prior Art)

Ref #	Hits	Search Query	DBs	Default Operator	Plurals	Time Stamp
L9	5	((nose nostril nasal nare cannula cannulae prong pillow)) and (humid\$ and (Curv\$)).clm. and L8	US-PGPUB; USPAT; USOCR; FPRS; EPO; JPO; DERWENT; IBM_TDB	OR	ON	2017/05/26 16:46
L8	1898	(paykel.as.) (mcauley.in. near alastair) (prentice.in. near craig) (gleeson.in. near oliver)	US-PGPUB; USPAT; USOCR; FPRS; EPO; JPO; DERWENT; IBM_TDB	OR	ON	2017/05/26 16:46
L7	13	((nose nostril nasal nare cannula cannulae prong pillow)) and (curve curvature curving curved) and (humid humidify humidifying).clm. and (L1 L2 "128".clas. A61M\$.cpc.)	US-PGPUB; USPAT; USOCR; FPRS; EPO; JPO; DERWENT; IBM_TDB	OR	ON	2017/05/26 16:33
L6	0	((nose nostril nasal nare cannula cannulae prong pillow)) same (curve curvature curving curved) same (humid humidify humidifying).clm. and (L1 L2 "128".clas. A61M\$.cpc.)	US-PGPUB; USPAT; USOCR; FPRS; EPO; JPO; DERWENT; IBM_TDB	OR	ON	2017/05/26 16:32
L5	904	((nose nostril nasal nare cannula cannulae prong pillow)) same (curve curvature curving curved).clm. and (L1 L2 "128".clas. A61M\$.cpc.)	US-PGPUB; USPAT; USOCR; FPRS; EPO; JPO; DERWENT; IBM_TDB	OR	ON	2017/05/26 16:29
L4	2397	((nose nostril nasal nare cannula cannulae prong pillow)) same (curve curvature curving curved) and (L1 L2 "128".clas. A61M\$.cpc.) and @ad<="20040806"	US-PGPUB; USPAT; USOCR; FPRS; EPO; JPO; DERWENT; IBM_TDB	OR	ON	2017/05/26 15:08
L3	1397	((nose nostril nasal nare cannula cannulae prong pillow)) and (elbow swivel swiveling) and (L1 L2 "128".clas. A61M\$.cpc.) and @ad<="20040806"	US-PGPUB; USPAT; USOCR; FPRS; EPO; JPO; DERWENT; IBM_TDB	OR	ON	2017/05/26 15:07
L2	92941	(A61B5/0205; A61B5/083; A61B5/0836;	US-PGPUB;	OR	ON	2017/05/26

A61B5/087; A61B5/097; A61B5/14551;  
A61B5/4806; A61B5/4818; A61B5/6819;  
A61J11/0005; A61J17/006; A61M1/1698;  
A61M11/001; A61M11/005; A61M11/06;  
A61M15/0033; A61M15/0065;  
A61M15/0085; A61M15/08;  
A61M16/0003; A61M16/0057;  
A61M16/0066; A61M16/0465;  
A61M16/0488; A61M16/049;  
A61M16/0493; A61M16/0497;  
A61M16/06; A61M16/0616;  
A61M16/0633; A61M16/0666;  
A61M16/0672; A61M16/0677;  
A61M16/0683; A61M16/08;  
A61M16/0816; A61M16/0825;  
A61M16/085; A61M16/0858;  
A61M16/0875; A61M16/1045;  
A61M16/105; A61M16/107;  
A61M16/1075; A61M16/109;  
A61M16/12; A61M16/122; A61M16/125;  
A61M16/14; A61M16/142; A61M16/16;  
A61M16/161; A61M16/162; A61M16/18;  
A61M16/201; A61M16/203;  
A61M16/208; A61M2001/1006;  
A61M2016/0021; A61M2016/0024;  
A61M2016/0039; A61M2016/0611;  
A61M2016/0616; A61M2016/0633;  
A61M2016/0638; A61M2016/0825;  
A61M2016/1025; A61M2016/103;  
A61M2039/1027; A61M2202/0208;  
A61M2205/07; A61M2205/071;  
A61M2205/18; A61M2205/3331;  
A61M2205/3368; A61M2205/3379;  
A61M2205/3606; A61M2205/3653;  
A61M2205/42; A61M2205/50;  
A61M2205/502; A61M2205/8206;  
A61M2205/8225; A61M2205/825;  
A61M2209/08; A61M2210/0618;  
A61M2210/0625; A61M2210/0662;  
A61M2230/005; A61M2230/42;  
A61M2230/43; A61M2230/432;  
A61M2230/435; A61M2230/50;  
A61M2240/00; A61M3/0254;  
A61M3/0258; A61M39/10;  
A61M39/1011; A61M39/105; A62B17/04;  
A62B18/00; A62B18/02; A62B18/082;  
A62B18/084; A62B25/005; A62B9/003;  
B64D10/00; B64D2231/025; F16L1/15;  
F16L1/26; F16L11/133; F16L11/18;  
F16L11/22; F16L13/02; F16L13/10;  
F16L15/001; F16L19/02; F16L19/04;  
F16L2201/30; F16L23/00; F16L23/167;  
F16L27/04; F16L27/047; F16L27/053;  
F16L27/06; F16L27/067; F16L27/073;  
F16L27/0804; F16L27/0824;  
F16L27/0828; F16L27/0857;  
F16L27/0861; F16L27/1004; F16L27/12;  
F16L33/22; F16L37/127; F16L37/23;  
F16L37/30; F16L37/32; F16L37/34;  
F16L37/36; F16L37/38; F16L37/40;  
F16L37/413; F16L37/44; F16L37/56;  
F16L37/565; F16L39/00; F16L39/005;  
F16L39/06; F16L41/021; F16L41/04;  
F16L47/03; F16L47/32; F16L51/025;

USPAT;  
USOCR;  
EPO; JPO;  
DERWENT;  
IBM\_TDB

15:07

		F16L55/1683; F16L55/17; F16L59/185; F16L59/21; F16L59/22; Y10S128/26; Y10S128/912).opc.				
L1	51743	(128/200.14; 128/200.22; 128/200.24; 128/200.26; 128/201.12; 128/201.13; 128/201.14; 128/201.19; 128/201.22; 128/202.27; 128/203.12; 128/203.15; 128/203.16; 128/203.17; 128/203.22; 128/203.25; 128/203.26; 128/204.12; 128/204.18; 128/204.23; 128/205.24; 128/205.25; 128/205.27; 128/205.28; 128/206.11; 128/206.12; 128/206.13; 128/206.18; 128/206.21; 128/206.22; 128/206.23; 128/206.24; 128/206.26; 128/206.27; 128/206.28; 128/206.29; 128/207.11; 128/207.12; 128/207.13; 128/207.14; 128/207.15; 128/207.16; 128/207.17; 128/207.18; 128/912; 128/DIG.26; 2/454; 285/101; 285/106; 285/11; 285/111; 285/112; 285/113; 285/114; 285/121.7; 285/124.1; 285/124.4; 285/127.1; 285/13; 285/133.21; 285/14; 285/144.1; 285/145.3; 285/146.1; 285/147.1; 285/148.2; 285/15; 285/181; 285/190; 285/223; 285/226; 285/254; 285/261; 285/263; 285/264; 285/265; 285/266; 285/267; 285/269; 285/270; 285/271; 285/276; 285/281; 285/288.11; 285/288.5; 285/288.6; 285/29; 285/299; 285/302; 285/305; 285/312; 285/316; 285/317; 285/321; 285/322; 285/328; 285/330; 285/331; 285/332.2; 285/333; 285/336; 285/343; 285/347; 285/348; 285/349; 285/351; 285/358; 285/359; 285/363; 285/368; 285/370; 285/374; 285/375; 285/383; 285/419; 285/422; 285/423; 285/45; 285/47; 285/55; 285/8; 285/88; 285/904; 285/91; 285/910; 285/914; 285/917; 285/918; 285/919; 285/94; 285/95; 285/98; 600/532; 600/543; 604/94.01; 606/192; D24/110.4; D24/164).ccls.	US-PGPUB; USPAT	OR	ON	2017/05/26 15:07
S162	468	("0007476"   "0855439"   "1109318"   "1162416"   "1632449"   "20030200970"   "20040065330"   "20050011524"   "20060096596"   "20070027375"   "20070074724"   "20080127978"   "20090165799"   "20100252044"   "2016212"   "2122897"   "2185997"   "2241535"   "2245969"   "2259817"   "2300273"   "2376971"   "2408136"   "3357428"   "3362404"   "3508543"   "3584621"   "3799164"   "3889671"   "4077404"   "4151843"   "4210174"   "4249527"   "4266540"   "4334533"   "4354488"   "4367735"   "4782832"   "4915105"   "5193532"   "6581601"   "6626177"   "7578294"   "7874293").PN. OR ("2005/0011524"   "4782832"   "8371304").URPN.	US-PGPUB; USPAT; USOCR	OR	ON	2016/11/10 09:56
S161	9	((("8371304") or ("20050011524") or ("4782832")).PN.	US-PGPUB; USPAT;	OR	OFF	2016/11/10 09:56



			USOCR; FPRS; EPO; JPO; DERWENT; IBM_TDB			
S160	66	("6431172"   "6863069"   "1016877"   "1125542"   "1443820"   "2751906"   "20020162558"   "20030094178"   "20030116163"   "3415246"   "396936"   "4637384"   "4818320"   "4919128"   "4995384"   "443191"   "5074299"   "5772262"   "6298850"   "6299581"   "6561193"   "6679265"   "6766162"   "6807967"   "718785"   "20020046755"   "20030079749"   "3255750"   "3513844"   "3902486"   "4106505"   "4156426"   "4273124"   "4367735"   "4422456"   "4648398"   "4660555"   "4774946"   "4782832"   "4915104"   "4915105"   "5025805"   "5046491"   "5099836"   "5113857"   "5193532"   "5269296"   "5335654"   "5335659"   "5477852"   "5509409"   "5513634"   "5533506"   "5535739"   "5572994"   "5595174"   "5636630"   "5682881"   "5687715"   "5704916"   "5740799"   "5794619"   "5921239"   "6004342"   "6354293"   "6435181"   "6478026"   "6595215"   "D262322").PN.	US-PGPUB; USPAT	OR	ON	2016/11/10 06:57
S159	17	("20030200970"   "20040065330"   "20050011524"   "20060096596"   "20070027375"   "20070074724"   "20080127978"   "20090165799"   "20100252044"   "4782832"   "4915105"   "5193532"   "6581601"   "6626177"   "7578294"   "7874293").PN. OR ("8371304").URPN.	US-PGPUB; USPAT; USOCR	OR	ON	2016/11/10 06:54
S158	483	((dixon.xa. dixon.xp.) near annette)	US-PGPUB; USPAT; USOCR; FPRS; EPO; JPO; DERWENT; IBM_TDB	OR	ON	2016/11/10 06:52
S157	5	ziaee.in. and "128".clas.	US-PGPUB; USPAT; USOCR; FPRS; EPO; JPO; DERWENT; IBM_TDB	OR	ON	2016/11/10 06:51
S156	0	zaiee.in. and "128".clas.	US-PGPUB; USPAT; USOCR; FPRS; EPO; JPO; DERWENT; IBM_TDB	OR	ON	2016/11/10 06:51
S155	2	("6272933").PN.	US-PGPUB; USPAT; USOCR; FPRS;	OR	OFF	2016/11/10 06:08

			EPO; JPO; DERWENT; IBM_TDB			
S154	7891	(A61M16/06; A61M16/0616; A61M16/0633; A61M16/0666; A61M16/0683; A61M16/0825; A61M16/208; A61M2016/0661; A61M2210/0618; A61M2240/00; A63B2208/03; A63B33/00; Y10S128/912).cpc.	US-PGPUB; USPAT	OR	ON	2016/09/27 21:08
S153	8465	(128/204.18; 128/204.23; 128/205.25; 128/206.11; 128/207.13; 128/207.18; 128/858; 128/912; D24/110; D24/164).ccls.	US-PGPUB; USPAT	OR	ON	2016/09/27 21:08
S152	7	(US-20030200970-\$ or US- 20050011524-\$).did. or (US-7201169-\$ or US-4919128-\$ or US-5042478-\$ or US-6484725-\$ or US-4782832-\$).did.	US-PGPUB; USPAT	OR	ON	2016/09/27 21:07
S151	36	("20020053347"   "20020059935"   "20020096178"   "20030005933"   "20030079749"   "20030200970"   "20040226566"   "20050011524"   "20050028822"   "20050205096"   "4367735"   "4753233"   "4782832"   "4915105"   "5113857"   "5148802"   "5245995"   "5269296"   "5298850"   "5477852"   "5533506"   "5595174"   "5921239"   "6431172"   "6439234"   "6478026"   "6561188"   "6588424"   "6637434"   "6644315"   "6651658"   "6679265"   "7096864"   "7201169"   "7207333"   "7210481").PN.	US-PGPUB; USPAT	OR	ON	2016/09/27 21:03
S150	1	((((nose nostril nasal nare cannula cannulae prong pillow)) and (elbow swivel swiveling) and (humid\$ and hollow)).clm. and S146	US-PGPUB; USPAT; USOCR; FPRS; EPO; JPO; DERWENT; IBM_TDB	OR	ON	2016/09/27 20:58
S149	14	((((nose nostril nasal nare cannula cannulae prong pillow)) and (elbow swivel swiveling) and (humid\$ hollow)).clm. and S146	US-PGPUB; USPAT; USOCR; FPRS; EPO; JPO; DERWENT; IBM_TDB	OR	ON	2016/09/27 20:58
S148	4	((((nose nostril nasal nare cannula cannulae prong pillow)) and (elbow swivel swiveling) and (humid\$)).clm. and S146	US-PGPUB; USPAT; USOCR; FPRS; EPO; JPO; DERWENT; IBM_TDB	OR	ON	2016/09/27 20:56
S147	23	((((nose nostril nasal nare cannula cannulae prong pillow)) and (elbow swivel swiveling)).clm. and S146	US-PGPUB; USPAT; USOCR; FPRS; EPO; JPO; DERWENT; IBM_TDB	OR	ON	2016/09/27 20:55
S146	1773	(paykel.as.) (mcauley.in. near alastair)	US-PGPUB;	OR	ON	2016/09/27

		(prentice.in. near craig) (gleeson.in. near oliver)	USPAT; USOCR; FPRS; EPO; JPO; DERWENT; IBM_TDB			20:55
S145	43	((nose nostril nasal nare cannula cannulae) same silicone same flange) and ("128".clas.) and @ad<="20040223"	US-PGPUB; USPAT; USOCR; FPRS; EPO; JPO; DERWENT; IBM_TDB	OR	ON	2016/09/27 20:35
S144	46	gradon.in. and "128".clas. and @ad<="20040223"	US-PGPUB; USPAT; USOCR; FPRS; EPO; JPO; DERWENT; IBM_TDB	OR	ON	2016/09/27 20:12
S143	106	gradon.in. and "128".clas.	US-PGPUB; USPAT; USOCR; FPRS; EPO; JPO; DERWENT; IBM_TDB	OR	ON	2016/09/27 20:12
S142	1308	((nose nostril nasal nare cannula cannulae prong pillow)) and (elbow swivel swiveling)) and (S137 S139 "128".clas. A61M\$.cpc.) and @ad<="20040223"	US-PGPUB; USPAT; USOCR; FPRS; EPO; JPO; DERWENT; IBM_TDB	OR	ON	2016/09/27 16:50
S141	142	((nose nostril nasal nare) with (cannula cannulae prong pillow)) and (elbow swivel swiveling)) and (S137 S139 "128".clas. A61M\$.cpc.) and @ad<="20040223"	US-PGPUB; USPAT; USOCR; FPRS; EPO; JPO; DERWENT; IBM_TDB	OR	ON	2016/09/27 16:45
S140	1153	((nose nostril nasal nare) with (cannula cannulae prong pillow)) and (elbow swivel swiveling)) and (S137 S139 "128".clas. A61M\$.cpc.)	US-PGPUB; USPAT; USOCR; FPRS; EPO; JPO; DERWENT; IBM_TDB	OR	ON	2016/09/27 16:43
S139	79188	(A61B5/0205; A61B5/083; A61B5/0836; A61B5/087; A61B5/097; A61B5/14551; A61B5/4806; A61B5/4818; A61B5/6819; A61J11/0005; A61J17/006; A61M1/1698; A61M11/001; A61M11/005; A61M11/06; A61M15/0033; A61M15/0065; A61M15/0085; A61M15/08; A61M16/0003; A61M16/0057; A61M16/0066; A61M16/0465; A61M16/0488; A61M16/049; A61M16/0493; A61M16/0497; A61M16/06; A61M16/0616; A61M16/0633; A61M16/0666; A61M16/0672; A61M16/0677;	US-PGPUB; USPAT; USOCR; EPO; JPO; DERWENT; IBM_TDB	OR	ON	2016/09/27 16:39

		<p>A61M16/0683; A61M16/08;  A61M16/0816; A61M16/0825;  A61M16/085; A61M16/0858;  A61M16/0875; A61M16/1045;  A61M16/105; A61M16/107;  A61M16/1075; A61M16/109;  A61M16/12; A61M16/122; A61M16/125;  A61M16/14; A61M16/142; A61M16/16;  A61M16/161; A61M16/162; A61M16/18;  A61M16/201; A61M16/203;  A61M16/208; A61M2001/1006;  A61M2016/0021; A61M2016/0024;  A61M2016/0039; A61M2016/0611;  A61M2016/0616; A61M2016/0633;  A61M2016/0638; A61M2016/0825;  A61M2016/1025; A61M2016/103;  A61M2039/1027; A61M2202/0208;  A61M2205/07; A61M2205/071;  A61M2205/18; A61M2205/3331;  A61M2205/3368; A61M2205/3379;  A61M2205/3606; A61M2205/3653;  A61M2205/42; A61M2205/50;  A61M2205/502; A61M2205/8206;  A61M2205/8225; A61M2205/825;  A61M2209/08; A61M2210/0618;  A61M2210/0625; A61M2210/0662;  A61M2230/005; A61M2230/42;  A61M2230/43; A61M2230/432;  A61M2230/435; A61M2230/50;  A61M2240/00; A61M3/0254;  A61M3/0258; A61M39/10;  A61M39/1011; A61M39/105; A62B17/04;  A62B18/00; A62B18/02; A62B18/082;  A62B18/084; A62B25/005; A62B9/003;  B64D10/00; B64D2231/025; F16L1/15;  F16L1/26; F16L11/133; F16L11/18;  F16L11/22; F16L13/02; F16L13/10;  F16L15/001; F16L19/02; F16L19/04;  F16L2201/30; F16L23/00; F16L23/167;  F16L27/04; F16L27/047; F16L27/053;  F16L27/06; F16L27/067; F16L27/073;  F16L27/0804; F16L27/0824;  F16L27/0828; F16L27/0857;  F16L27/0861; F16L27/1004; F16L27/12;  F16L33/22; F16L37/127; F16L37/23;  F16L37/30; F16L37/32; F16L37/34;  F16L37/36; F16L37/38; F16L37/40;  F16L37/413; F16L37/44; F16L37/56;  F16L37/565; F16L39/00; F16L39/005;  F16L39/06; F16L41/021; F16L41/04;  F16L47/03; F16L47/32; F16L51/025;  F16L55/1683; F16L55/17; F16L59/185;  F16L59/21; F16L59/22; Y10S128/26;  Y10S128/912).cpc.</p>				
S138	37	<p>(US-20040134494-\$ or US-20050284484-\$ or US-20070107737-\$ or US-20110009763-\$ or US-20080142019-\$ or US-20070175473-\$ or US-20020092527-\$ or US-20020059935-\$ or US-20030200970-\$ or US-20050011524-\$).did. or (US-7225807-\$ or US-5269296-\$ or US-5477852-\$ or US-8333194-\$ or US-7059328-\$ or US-7047974-\$ or US-7000613-\$ or US-</p>	US-PGPUB; USPAT; USOCR; DERWENT	OR	ON	2016/09/27 16:37

		6997177-\$ or US-6994089-\$ or US-6863069-\$ or US-6807967-\$ or US-6595215-\$ or US-4915105-\$ or US-7096864-\$ or US-5921239-\$ or US-5259376-\$ or US-5054482-\$ or US-6986353-\$ or US-6588424-\$ or US-5957132-\$ or US-5941245-\$ or US-5771886-\$ or US-4915106-\$ or US-4437462-\$ or US-7201169-\$.did. or (US-2259817-\$.did. or (DE-2209244-\$.did.				
S137	51694	(128/200.14; 128/200.22; 128/200.24; 128/200.26; 128/201.12; 128/201.13; 128/201.14; 128/201.19; 128/201.22; 128/202.27; 128/203.12; 128/203.15; 128/203.16; 128/203.17; 128/203.22; 128/203.25; 128/203.26; 128/204.12; 128/204.18; 128/204.23; 128/205.24; 128/205.25; 128/205.27; 128/205.28; 128/206.11; 128/206.12; 128/206.13; 128/206.18; 128/206.21; 128/206.22; 128/206.23; 128/206.24; 128/206.26; 128/206.27; 128/206.28; 128/206.29; 128/207.11; 128/207.12; 128/207.13; 128/207.14; 128/207.15; 128/207.16; 128/207.17; 128/207.18; 128/912; 128/DIG.26; 2/454; 285/101; 285/106; 285/11; 285/111; 285/112; 285/113; 285/114; 285/121.7; 285/124.1; 285/124.4; 285/127.1; 285/13; 285/133.21; 285/14; 285/144.1; 285/145.3; 285/146.1; 285/147.1; 285/148.2; 285/15; 285/181; 285/190; 285/223; 285/226; 285/254; 285/261; 285/263; 285/264; 285/265; 285/266; 285/267; 285/269; 285/270; 285/271; 285/276; 285/281; 285/288.11; 285/288.5; 285/288.6; 285/29; 285/299; 285/302; 285/305; 285/312; 285/316; 285/317; 285/321; 285/322; 285/328; 285/330; 285/331; 285/332.2; 285/333; 285/336; 285/343; 285/347; 285/348; 285/349; 285/351; 285/358; 285/359; 285/363; 285/368; 285/370; 285/374; 285/375; 285/383; 285/419; 285/422; 285/423; 285/45; 285/47; 285/55; 285/8; 285/88; 285/904; 285/91; 285/910; 285/914; 285/917; 285/918; 285/919; 285/94; 285/95; 285/98; 600/532; 600/543; 604/94.01; 606/192; D24/110.4; D24/164).ccls.	US-PGPUB; USPAT	OR	ON	2016/09/27 16:37
S136	36	("20020053347"   "20020059935"   "20020096178"   "20030005933"   "20030079749"   "20030200970"   "20040226566"   "20050011524"   "20050028822"   "20050205096"   "4367735"   "4753233"   "4782832"   "4915105"   "5113857"   "5148802"   "5245995"   "5269296"   "5298850"   "5477852"   "5533506"   "5595174"   "5921239"   "6431172"   "6439234"   "6478026"   "6561188"   "6588424"   "6637434"   "6644315"   "6651658"   "6679265"   "7096864"   "7201169"	US-PGPUB; USPAT	OR	ON	2016/09/27 15:10

		"7207333"   "7210481").PN.				
S135	32	("2366067"   "3431370"   "3548827"   "4004586"   "4056116"   "4084843"   "4146254"   "4676241"   "4686977"   "4773680"   "4778447").PN. OR ("4875718").URPN.	US-PGPUB; USPAT; USOCR	OR	ON	2014/02/28 10:44
S134	3	S133 and @ad<="20040223"	US-PGPUB; USPAT; USOCR; EPO; JPO; DERWENT; IBM_TDB	OR	ON	2014/02/28 10:44
S133	45	((ball socket) and (joint connector connection)) and ((vent venting vented leak leakage leaky leaking) and (channel passage passageway))) and ( (A61M2016/0825).CPC. )	US-PGPUB; USPAT; USOCR; EPO; JPO; DERWENT; IBM_TDB	OR	ON	2014/02/28 10:43
S132	12	((ball socket) with (joint connector connection)) with ((vent venting vented leak leakage leaky leaking) same (channel passage passageway))) and ( (A61M2016/0825).CPC. )	US-PGPUB; USPAT; USOCR; EPO; JPO; DERWENT; IBM_TDB	OR	ON	2014/02/28 10:43
S131	32	S130 and @ad<="20040223"	US-PGPUB; USPAT; USOCR; EPO; JPO; DERWENT; IBM_TDB	OR	ON	2014/02/28 09:38
S130	94	S127 AND ( (A61M16/06 OR A61M16/0683 OR A61M16/08 OR A61M2016/0825 OR A61M2016/0611 OR A61M2016/0616 OR A61M2016/0638 OR A61M2016/0633 OR A61M1/1698 OR A61M2001/1006 OR A61M2205/42 OR A61M3/0258 OR A61M2039/1027 OR A61M2205/8225 OR A61M39/10 OR A61M39/1011 OR A61M39/105 OR A61M3/0254 OR F16L37/23 OR F16L1/15 OR F16L27/04 OR F16L37/413 OR F16L27/047 OR F16L27/053 OR F16L27/06 OR F16L37/40 OR F16L11/18 OR F16L13/02 OR F16L13/10 OR F16L23/00 OR F16L27/0861 OR F16L37/30 OR F16L37/32 OR F16L37/34 OR F16L37/36 OR F16L41/021 OR F16L59/185 OR F16L59/21 OR F16L11/133 OR F16L11/22 OR F16L15/001 OR F16L19/02 OR F16L19/04 OR F16L1/26 OR F16L2201/30 OR F16L23/167 OR F16L27/067 OR F16L27/073 OR F16L27/0804 OR F16L27/0824 OR F16L27/0828 OR F16L27/0857 OR F16L27/1004 OR F16L27/12 OR F16L33/22 OR F16L37/127 OR F16L37/38 OR F16L37/44 OR F16L37/56 OR F16L37/565 OR F16L39/00 OR F16L39/005 OR F16L39/06 OR F16L41/04 OR F16L47/03 OR F16L47/32 OR F16L51/025 OR F16L55/1683 OR	US-PGPUB; USPAT; USOCR; EPO; JPO; DERWENT; IBM_TDB	OR	ON	2014/02/28 09:38

		F16L55/17 OR F16L59/22).CPC. OR (128/205.25 OR 128/206.24 OR 128/206.27 OR 128/207.11 OR 128/207.13 OR 128/201.19 OR 128/206.18 OR 128/206.23 OR 128/206.21 OR 128/204.18 OR 128/207.18 OR 128/200.22 OR 128/201.12 OR 128/201.13 OR 128/201.14 OR 128/205.27 OR 128/205.28 OR 128/206.11 OR 128/206.12 OR 128/206.22 OR 128/207.12 OR 128/207.16 OR 128/912 OR 285/261 OR 285/146.1 OR 285/106 OR 285/190 OR 285/271 OR 285/330 OR 285/332.2 OR 285/333 OR 285/349 OR 285/94 OR 285/101 OR 285/111 OR 285/133.21 OR 285/226 OR 285/265 OR 285/269 OR 285/270 OR 285/276 OR 285/281 OR 285/347 OR 285/351 OR 285/370 OR 285/374 OR 285/45 OR 285/8 OR 285/91 OR 285/918 OR 285/98 OR 285/11 OR 285/112 OR 285/113 OR 285/114 OR 285/121.7 OR 285/124.1 OR 285/124.4 OR 285/127.1 OR 285/13 OR 285/14 OR 285/144.1 OR 285/145.3 OR 285/147.1 OR 285/148.2 OR 285/15 OR 285/181 OR 285/223 OR 285/254 OR 285/263 OR 285/264 OR 285/266 OR 285/267 OR 285/288.11 OR 285/288.5 OR 285/288.6 OR 285/29 OR 285/299 OR 285/302 OR 285/305 OR 285/312 OR 285/316 OR 285/317 OR 285/321 OR 285/322 OR 285/328 OR 285/331 OR 285/336 OR 285/343 OR 285/348 OR 285/358 OR 285/359 OR 285/363 OR 285/368 OR 285/375 OR 285/383 OR 285/419 OR 285/422 OR 285/423 OR 285/47 OR 285/55 OR 285/88 OR 285/904 OR 285/910 OR 285/914 OR 285/917 OR 285/919 OR 285/95).CCLS. )				
S129	86	S128 not (S119 S120 S121 S125 S126)	US-PGPUB; USPAT; USOCR; EPO; JPO; DERWENT; IBM_TDB	OR	ON	2014/02/28 09:27
S128	179	S127 and @ad<="20040223"	US-PGPUB; USPAT; USOCR; EPO; JPO; DERWENT; IBM_TDB	OR	ON	2014/02/28 09:26
S127	484	((ball socket) with (joint connector connection)) with ((vent venting vented leak leakage leaky leaking) same (channel passage passageway))	US-PGPUB; USPAT; USOCR; EPO; JPO; DERWENT; IBM_TDB	OR	ON	2014/02/28 09:26
S126	93	S124 and @ad<="20040223"	US-PGPUB; USPAT; USOCR; EPO; JPO;	OR	ON	2014/02/28 09:25

			DERWENT; IBM_TDB			
S125	83	S124 AND ( (A61M16/06 OR A61M16/0683 OR A61M16/08 OR A61M2016/0825 OR A61M2016/0611 OR A61M2016/0616 OR A61M2016/0638 OR A61M2016/0633 OR A61M1/1698 OR A61M2001/1006 OR A61M2205/42 OR A61M3/0258 OR A61M2039/1027 OR A61M2205/8225 OR A61M39/10 OR A61M39/1011 OR A61M39/105 OR A61M3/0254 OR F16L37/23 OR F16L1/15 OR F16L27/04 OR F16L37/413 OR F16L27/047 OR F16L27/053 OR F16L27/06 OR F16L37/40 OR F16L11/18 OR F16L13/02 OR F16L13/10 OR F16L23/00 OR F16L27/0861 OR F16L37/30 OR F16L37/32 OR F16L37/34 OR F16L37/36 OR F16L41/021 OR F16L59/185 OR F16L59/21 OR F16L11/133 OR F16L11/22 OR F16L15/001 OR F16L19/02 OR F16L19/04 OR F16L1/26 OR F16L2201/30 OR F16L23/167 OR F16L27/067 OR F16L27/073 OR F16L27/0804 OR F16L27/0824 OR F16L27/0828 OR F16L27/0857 OR F16L27/1004 OR F16L27/12 OR F16L33/22 OR F16L37/127 OR F16L37/38 OR F16L37/44 OR F16L37/56 OR F16L37/565 OR F16L39/00 OR F16L39/005 OR F16L39/06 OR F16L41/04 OR F16L47/03 OR F16L47/32 OR F16L51/025 OR F16L55/1683 OR F16L55/17 OR F16L59/22).OPC. OR (128/205.25 OR 128/206.24 OR 128/206.27 OR 128/207.11 OR 128/207.13 OR 128/201.19 OR 128/206.18 OR 128/206.23 OR 128/206.21 OR 128/204.18 OR 128/207.18 OR 128/200.22 OR 128/201.12 OR 128/201.13 OR 128/201.14 OR 128/205.27 OR 128/205.28 OR 128/206.11 OR 128/206.12 OR 128/206.22 OR 128/207.12 OR 128/207.16 OR 128/912 OR 285/261 OR 285/146.1 OR 285/106 OR 285/190 OR 285/271 OR 285/330 OR 285/332.2 OR 285/333 OR 285/349 OR 285/94 OR 285/101 OR 285/111 OR 285/133.21 OR 285/226 OR 285/265 OR 285/269 OR 285/270 OR 285/276 OR 285/281 OR 285/347 OR 285/351 OR 285/370 OR 285/374 OR 285/45 OR 285/8 OR 285/91 OR 285/918 OR 285/98 OR 285/11 OR 285/112 OR 285/113 OR 285/114 OR 285/121.7 OR 285/124.1 OR 285/124.4 OR 285/127.1 OR 285/13 OR 285/14 OR 285/144.1 OR 285/145.3 OR 285/147.1 OR 285/148.2 OR 285/15 OR 285/181 OR 285/223 OR 285/254 OR 285/263 OR 285/264 OR 285/266 OR 285/267 OR 285/288.11 OR 285/288.5 OR 285/288.6 OR 285/29 OR 285/299	US-PGPUB; USPAT; USOCR; EPO; JPO; DERWENT; IBM_TDB	OR	ON	2014/02/28 09:25



		OR 285/302 OR 285/305 OR 285/312 OR 285/316 OR 285/317 OR 285/321 OR 285/322 OR 285/328 OR 285/331 OR 285/336 OR 285/343 OR 285/348 OR 285/358 OR 285/359 OR 285/363 OR 285/368 OR 285/375 OR 285/383 OR 285/419 OR 285/422 OR 285/423 OR 285/47 OR 285/55 OR 285/88 OR 285/904 OR 285/910 OR 285/914 OR 285/917 OR 285/919 OR 285/95).CCLS.)				
S124	257	((ball socket) with (joint connector connection)) with ((leak leakage leaky leaking) same (channel passage passageway)))	US-PGPUB; USPAT; USOCR; EPO; JPO; DERWENT; IBM_TDB	OR	ON	2014/02/28 09:24
S123	69	S122 not (S119 S120 S121)	US-PGPUB; USPAT; USOCR; EPO; JPO; DERWENT; IBM_TDB	OR	ON	2014/02/28 09:23
S122	93	((ball socket) with (joint connector connection)) with ((leak leakage leaky leaking) same (channel passage passageway))) and @ad<="20040223"	US-PGPUB; USPAT; USOCR; EPO; JPO; DERWENT; IBM_TDB	OR	ON	2014/02/28 09:23
S121	24	(S119 S120) and @ad<="20040223"	US-PGPUB; USPAT; USOCR; EPO; JPO; DERWENT; IBM_TDB	OR	ON	2014/02/28 09:13
S120	44	((ball socket) adj (joint connector connection)) with ((leak leakage leaky leaking) same (channel passage passageway)))	US-PGPUB; USPAT; USOCR; EPO; JPO; DERWENT; IBM_TDB	OR	ON	2014/02/28 09:13
S119	29	((ball socket) adj (joint connector connection)) with ((leak leakage leaky leaking) with (channel passage passageway)))	US-PGPUB; USPAT; USOCR; EPO; JPO; DERWENT; IBM_TDB	OR	ON	2014/02/28 09:13
S118	3777	((ball socket) adj (joint connector connection)) with ((leak leakage leaky leaking) (channel passage passageway)))	US-PGPUB; USPAT; USOCR; EPO; JPO; DERWENT; IBM_TDB	OR	ON	2014/02/28 09:10
S117	2	S116 and @ad<="20040223"	US-PGPUB; USPAT; USOCR; EPO; JPO; DERWENT; IBM_TDB	OR	ON	2014/02/28 09:00
S116	19	S115 AND ( (A61M16/06 OR A61M16/0683 OR A61M16/08 OR	US-PGPUB; USPAT;	OR	ON	2014/02/28 09:00

		A61M2016/0825 OR A61M2016/0611 OR A61M2016/0616 OR A61M2016/0638 OR A61M2016/0633 OR A61M1/1698 OR A61M2001/1006 OR A61M2205/42 OR A61M3/0258 OR A61M2039/1027 OR A61M2205/8225 OR A61M39/10 OR A61M39/1011 OR A61M39/105 OR A61M3/0254).CPC. OR (128/205.25 OR 128/206.24 OR 128/206.27 OR 128/207.11 OR 128/207.13 OR 128/201.19 OR 128/206.18 OR 128/206.23 OR 128/206.21 OR 128/204.18 OR 128/207.18 OR 128/200.22 OR 128/201.12 OR 128/201.13 OR 128/201.14 OR 128/205.27 OR 128/205.28 OR 128/206.11 OR 128/206.12 OR 128/206.22 OR 128/207.12 OR 128/207.16 OR 128/912).CCLS. )	USOCR; EPO; JPO; DERWENT; IBM_TDB			
S115	210	((ball socket) with (joint connector connection) with (leak leakage leaky leaking) with (channel passage passageway))	US-PGPUB; USPAT; USOCR; EPO; JPO; DERWENT; IBM_TDB	OR	ON	2014/02/28 08:59
S114	11	((ball socket) with (joint connector connection) with (leak leakage leaky leaking) with (channel passage passageway)) and (S107 S108 S111)	US-PGPUB; USPAT; USOCR; EPO; JPO; DERWENT; IBM_TDB	OR	ON	2014/02/28 08:58
S113	11	((ball socket) with (joint connector connection) with (leak leakage leaking) with (channel passage passageway)) and (S107 S108 S111)	US-PGPUB; USPAT; USOCR; EPO; JPO; DERWENT; IBM_TDB	OR	ON	2014/02/28 08:54
S112	19	((ball socket) with (joint connector connection) with (leak leakage leaking)) and (S107 S108 S111)	US-PGPUB; USPAT; USOCR; EPO; JPO; DERWENT; IBM_TDB	OR	ON	2014/02/28 08:52
S111	11515	S109 S110	US-PGPUB; USPAT; USOCR; FPRS; EPO; JPO; DERWENT; IBM_TDB	OR	ON	2014/02/28 08:52
S110	9990	((128/200.24) or (128/200.26) or (128/203.12) or (128/203.15) or (128/203.16) or (128/203.17) or (128/205.25) or (128/206.21)).CCLS.	US-PGPUB; USPAT; USOCR; EPO; JPO; DERWENT; IBM_TDB	OR	OFF	2014/02/28 08:52
S109	3083	((128/207.18) or (128/206.21) or (128/207.13) or (128/206.11) or (128/206.18) or (128/203.22)).CCLS.	US-PGPUB; USPAT; USOCR; EPO; JPO; DERWENT; IBM_TDB	OR	OFF	2014/02/28 08:52

S108	9990	((128/200.24) or (128/200.26) or (128/203.12) or (128/203.15) or (128/203.16) or (128/203.17) or (128/205.25) or (128/206.21)).CCLS.	US-PGPUB; USPAT; USOCR; EPO; JPO; DERWENT; IBM_TDB	OR	OFF	2014/02/28 08:52
S107	3083	((128/207.18) or (128/206.21) or (128/207.13) or (128/206.11) or (128/206.18) or (128/203.22)).CCLS.	US-PGPUB; USPAT; USOCR; EPO; JPO; DERWENT; IBM_TDB	OR	OFF	2014/02/28 08:52
S106	2202	((ball socket) with (joint connector connection) with (leak leakage leaking))	US-PGPUB; USPAT; USOCR; EPO; JPO; DERWENT; IBM_TDB	OR	ON	2014/02/28 08:48
S105	2	S100 and (aperture hole opening vent venting leak leaking leakage).clm. and (cannula cannulae nasal nostril nose nare).clm. and (ball and socket).clm.	US-PGPUB; USPAT; USOCR; EPO; JPO; DERWENT; IBM_TDB	OR	ON	2013/09/10 16:46
S104	6	S100 and (aperture hole opening vent venting leak leaking leakage).clm. and (cannula cannulae nasal nostril nose nare).clm. and (ball and socket)	US-PGPUB; USPAT; USOCR; EPO; JPO; DERWENT; IBM_TDB	OR	ON	2013/09/10 16:46
S103	6	S100 and (aperture hole opening vent venting leak leaking leakage).clm. and (cannula cannulae nasal nostril nose nare).clm.	US-PGPUB; USPAT; USOCR; EPO; JPO; DERWENT; IBM_TDB	OR	ON	2013/09/10 16:46
S102	1	S100 and (aperture hole opening vent venting leak leaking leakage).clm. and (cannula cannulae nasal nostril nose nare).clm. and flange.clm.	US-PGPUB; USPAT; USOCR; EPO; JPO; DERWENT; IBM_TDB	OR	ON	2013/09/10 16:45
S101	1	S100 and (aperture hole opening vent venting).clm. and (cannula cannulae nasal nostril nose nare).clm. and flange.clm.	US-PGPUB; USPAT; USOCR; EPO; JPO; DERWENT; IBM_TDB	OR	ON	2013/09/10 16:45
S100	23	(mcualey prentice gleeson).in. near (alastair craig oliver)	US-PGPUB; USPAT; USOCR; EPO; JPO; DERWENT; IBM_TDB	OR	ON	2013/09/10 16:45
S99	6	(thickness with (nasal nostril nare nose) with (prong pillow)) and "128".clas. and @ad<="20040223"	US-PGPUB; USPAT; USOCR	OR	ON	2013/09/10 16:30
S98	76	(thickness with (nasal nostril nare nose) with (prong pillow))	US-PGPUB; USPAT; USOCR	OR	ON	2013/09/10 16:30

S97	605	S96 not S95	US-PGPUB; USPAT; USOCR	OR	ON	2013/09/10 16:13
S96	622	((tube conduit hose tubular) with (strap headgear harness)).detd. and "128".clas. and @ad<="20040223"	US-PGPUB; USPAT; USOCR	OR	ON	2013/09/10 16:13
S95	17	((tube conduit hose tubular) with (strap headgear harness) with (textile fabric)).detd. and "128".clas. and @ad<="20040223"	US-PGPUB; USPAT; USOCR	OR	ON	2013/09/10 16:11
S94	16	((tube conduit hose tubular) with (strap headgear) with (textile fabric)).detd. and "128".clas. and @ad<="20040223"	US-PGPUB; USPAT; USOCR	OR	ON	2013/09/10 16:11
S93	574	((tube conduit hose tubular) with (strap headgear)).detd. and "128".clas. and @ad<="20040223"	US-PGPUB; USPAT; USOCR	OR	ON	2013/09/10 16:09
S92	1	((tube conduit hose) with (strap headgear) with textile) and "128".clas. and @ad<="20040223"	US-PGPUB; USPAT; USOCR	OR	ON	2013/09/10 16:08
S91	748	((tube conduit hose) with (strap headgear)) and "128".clas. and @ad<="20040223"	US-PGPUB; USPAT; USOCR	OR	ON	2013/09/10 16:06
S90	18892	((tube conduit hose) adj\$3 (strap headgear)) and "128".clas. and @ad<="20040223"	US-PGPUB; USPAT; USOCR	OR	ON	2013/09/10 16:06
S89	20782	((tube conduit hose) near\$3 (strap headgear)) and "128".clas. and @ad<="20040223"	US-PGPUB; USPAT; USOCR	OR	ON	2013/09/10 16:06
S88	20782	((tube conduit hose) near\$3 (strap headgear)) and "128".clas. and @ad<="20040223"	US-PGPUB; USPAT; USOCR	OR	ON	2013/09/10 16:06
S87	21443	((tube tubular conduit hose) near\$3 (strap headgear)) and "128".clas. and @ad<="20040223"	US-PGPUB; USPAT; USOCR	OR	ON	2013/09/10 16:06
S86	19794	((tube tubular conduit hose) adj\$3 (strap headgear)) and "128".clas. and @ad<="20040223"	US-PGPUB; USPAT; USOCR	OR	ON	2013/09/10 16:06
S85	748	((tube conduit hose) with (strap headgear)) and "128".clas. and @ad<="20040223"	US-PGPUB; USPAT; USOCR	OR	ON	2013/09/10 16:05
S84	1660	((tube conduit hose) with (strap headgear)) and "128".clas.	US-PGPUB; USPAT; USOCR	OR	ON	2013/09/10 16:05
S83	5	ziaee.in. and S65 and @ad<="20040223"	US-PGPUB; USPAT; USOCR	OR	ON	2013/09/10 14:46
S82	2	((vent venting) same (ball with socket)) and S65 and @ad<="20040223"	US-PGPUB; USPAT; USOCR	OR	ON	2013/09/10 14:36
S81	1	((vent venting) with (ball with socket)) and S65 and @ad<="20040223"	US-PGPUB; USPAT; USOCR	OR	ON	2013/09/10 14:35
S80	2	((nose nostril nasal nare cannula) with (ball with socket)) and S65 and @ad<="20040223"	US-PGPUB; USPAT; USOCR	OR	ON	2013/09/10 14:34
S79	112	((nose nostril nasal nare cannula) with (vent venting)) and S65 and	US-PGPUB; USPAT;	OR	ON	2013/09/10 14:31

		@ad<="20040223"	USOCR			
S78	12	((("20030180088") or ("1695263") or ("7178525") or ("20030200970")).PN.	US-PGPUB; USPAT; USOCR; FPRS; EPO; JPO; DERWENT; IBM_TDB	OR	OFF	2013/09/10 14:16
S77	9	((("20030180088") or ("1695263") or ("7178525")).PN.	US-PGPUB; USPAT; USOCR; FPRS; EPO; JPO; DERWENT; IBM_TDB	OR	OFF	2013/09/10 14:14
S76	2	("20030180088").PN.	US-PGPUB; USPAT; USOCR; FPRS; EPO; JPO; DERWENT; IBM_TDB	OR	OFF	2013/09/10 14:13
S75	2	("2003180088").PN.	US-PGPUB; USPAT; USOCR; FPRS; EPO; JPO; DERWENT; IBM_TDB	OR	OFF	2013/09/10 14:13
S74	247	RI.C.as. and "128".clas.	US-PGPUB; USPAT; USOCR	OR	ON	2013/09/10 14:10
S73	62	hoffman.in. and "128".clas.	US-PGPUB; USPAT; USOCR	OR	ON	2013/09/10 14:08
S72	48	matula.in. and "128".clas.	US-PGPUB; USPAT; USOCR	OR	ON	2013/09/10 14:08
S71	2451	S70 not (S66 S68)	US-PGPUB; USPAT; USOCR	OR	ON	2013/09/10 13:18
S70	4234	(nose nostril nasal nare cannula) and (ball joint socket) and "128".clas.	US-PGPUB; USPAT; USOCR	OR	ON	2013/09/10 13:18
S69	1378	S68 not S66	US-PGPUB; USPAT; USOCR	OR	ON	2013/09/10 13:08
S68	1783	(nose nostril nasal nare cannula) and (ball joint socket) and "128".clas. and @ad<="20040223"	US-PGPUB; USPAT; USOCR	OR	ON	2013/09/10 13:08
S67	7697	(nose nostril nasal nare cannula) and "128".clas. and @ad<="20040223"	US-PGPUB; USPAT; USOCR	OR	ON	2013/09/10 13:08
S66	2253	(nose nostril nasal nare cannula) and S65 and @ad<="20040223"	US-PGPUB; USPAT; USOCR	OR	ON	2013/09/10 12:49
S65	10479	S63 S64	US-PGPUB; USPAT; USOCR;	OR	ON	2013/09/10 12:49

			FPRS; EPO; JPO; DERWENT; IBM_TDB			
S64	9019	((128/200.24) or (128/200.26) or (128/203.12) or (128/203.15) or (128/203.16) or (128/203.17) or (128/205.25) or (128/206.21)).CCLS.	US-PGPUB; USPAT; USOCR; EPO; JPO; DERWENT; IBM_TDB	OR	OFF	2013/09/10 12:49
S63	2817	((128/207.18) or (128/206.21) or (128/207.13) or (128/206.11) or (128/206.18) or (128/203.22)).CCLS.	US-PGPUB; USPAT; USOCR; EPO; JPO; DERWENT; IBM_TDB	OR	OFF	2013/09/10 12:49
S62	1	S59 and (aperture hole opening vent).clm. and (cannula cannulae nasal nostril nose nare).clm. and flange.clm.	US-PGPUB; USPAT; USOCR; EPO; JPO; DERWENT; IBM_TDB	OR	ON	2013/04/12 11:00
S61	4	S59 and (aperture hole opening vent).clm. and (cannula cannulae nasal nostril nose nare).clm.	US-PGPUB; USPAT; USOCR; EPO; JPO; DERWENT; IBM_TDB	OR	ON	2013/04/12 11:00
S60	4	S59 and (aperture hole opening vent).clm.	US-PGPUB; USPAT; USOCR; EPO; JPO; DERWENT; IBM_TDB	OR	ON	2013/04/12 10:59
S59	21	(mcualey prentice gleeson).in. near (alastair craig oliver)	US-PGPUB; USPAT; USOCR; EPO; JPO; DERWENT; IBM_TDB	OR	ON	2013/04/12 10:59
S58	745	"128".clas. and @ad<="20040223" and ((strap headgear harness) with (tube hose))	US-PGPUB; USPAT; USOCR; FPRS; EPO; JPO; DERWENT; IBM_TDB	OR	ON	2013/04/12 10:28
S57	350	"128".clas. and @ad<="20040223" and ((cannula cannulae (nose nasal nare nostril)) same (oval ellip\$))	US-PGPUB; USPAT; USOCR; FPRS; EPO; JPO; DERWENT; IBM_TDB	OR	ON	2013/04/12 09:58
S56	1267	(oval ellip\$) and "128".clas. and @ad<="20040223" and (cannula cannulae (nose nasal nare nostril))	US-PGPUB; USPAT; USOCR; FPRS; EPO; JPO; DERWENT; IBM_TDB	OR	ON	2013/04/12 09:57

S55	109	(ball with socket) and "128".clas. and @ad<="20040223" and (cannula cannulae (nose nasal nare nostril))	US-PGPUB; USPAT; USOCR; FPRS; EPO; JPO; DERWENT; IBM_TDB	OR	ON	2013/04/12 09:40
S54	309	(ball with socket) and "128".clas. and @ad<="20040223"	US-PGPUB; USPAT; USOCR; FPRS; EPO; JPO; DERWENT; IBM_TDB	OR	ON	2013/04/12 09:39
S53	2	S52 and @ad<="20040223"	US-PGPUB; USPAT; USOCR; FPRS; EPO; JPO; DERWENT; IBM_TDB	OR	ON	2013/04/12 09:38
S52	45	matula.in. and "128".clas.	US-PGPUB; USPAT; USOCR; FPRS; EPO; JPO; DERWENT; IBM_TDB	OR	ON	2013/04/12 09:38
S51	11	(option\$ with (humidify humidifier humidifying) with (\$PAP (positive with pressure) blower fan turbine impeller generator generating compressor pump)) and "128".clas. and @ad<="20040223"	US-PGPUB; USPAT; USOCR; FPRS; EPO; JPO; DERWENT; IBM_TDB	OR	ON	2013/04/12 09:34
S50	733	((humidify humidifier humidifying) and (\$PAP (positive with pressure) blower fan turbine impeller generator generating compressor pump)) and "128".clas. and @ad<="20040223"	US-PGPUB; USPAT; USOCR; FPRS; EPO; JPO; DERWENT; IBM_TDB	OR	ON	2013/04/12 09:34
S49	0	(option\$ same humidifer same (\$PAP (positive with pressure) blower fan turbine impeller generator generating compressor pump)) and "128".clas. and @ad<="20040223"	US-PGPUB; USPAT; USOCR; FPRS; EPO; JPO; DERWENT; IBM_TDB	OR	ON	2013/04/12 09:33
S48	0	(option\$ with humidifer with (\$PAP (positive with pressure) blower fan turbine impeller generator generating compressor pump)) and "128".clas. and @ad<="20040223"	US-PGPUB; USPAT; USOCR; FPRS; EPO; JPO; DERWENT; IBM_TDB	OR	ON	2013/04/12 09:32
S47	14	(humidifer and (\$PAP (positive with pressure) blower fan turbine impeller generator generating compressor pump)) and "128".clas. and @ad<="20040223"	US-PGPUB; USPAT; USOCR; FPRS; EPO; JPO;	OR	ON	2013/04/12 09:32

			DERWENT; IBM_TDB			
S46	0	(humidifer and (\$PAP)) and "128".clas. and @ad<="20040223"	US-PGPUB; USPAT; USOCR; FPRS; EPO; JPO; DERWENT; IBM_TDB	OR	ON	2013/04/12 09:31
S45	1	(humidifer and (\$PAP)) and "128".clas.	US-PGPUB; USPAT; USOCR; FPRS; EPO; JPO; DERWENT; IBM_TDB	OR	ON	2013/04/12 09:31
S44	0	(humidifer same (\$PAP)) and "128".clas.	US-PGPUB; USPAT; USOCR; FPRS; EPO; JPO; DERWENT; IBM_TDB	OR	ON	2013/04/12 09:31
S43	0	(humidifer with (\$PAP)) and "128".clas.	US-PGPUB; USPAT; USOCR; FPRS; EPO; JPO; DERWENT; IBM_TDB	OR	ON	2013/04/12 09:31
S42	2	("20030079749").PN.	US-PGPUB; USPAT; USOCR; FPRS; EPO; JPO; DERWENT; IBM_TDB	OR	OFF	2013/04/12 09:10
S41	2	("6679265").PN.	US-PGPUB; USPAT; USOCR; FPRS; EPO; JPO; DERWENT; IBM_TDB	OR	OFF	2013/04/11 15:00
S40	2	("6478026").PN.	US-PGPUB; USPAT; USOCR; FPRS; EPO; JPO; DERWENT; IBM_TDB	OR	OFF	2013/04/11 14:59
S39	2	("6439234").PN.	US-PGPUB; USPAT; USOCR; FPRS; EPO; JPO; DERWENT; IBM_TDB	OR	OFF	2013/04/11 14:56
S38	70	S37 and @ad<="20040223"	US-PGPUB; USPAT; USOCR;	OR	ON	2013/04/11 14:54



			EPO; JPO; DERWENT; IBM_TDB			
S37	218	(wood landis).in. and "128".clas.	US-PGPUB; USPAT; USOCR	OR	ON	2013/04/11 14:53
S36	150	("2793326"   "2931358"   "3481339"   "3516407"   "3640282"   "3707151"   "3766924"   "3794036"   "3850176"   "3856051"   "3903893"   "4056104"   "4090518"   "4106505"   "4156426"   "4178937"   "4235239"   "4273124"   "4422456"   "4465067"   "4538606"   "4709308"   "4753233"   "4782832"   "4818320"   "4836200"   "4915105"   "5042478").PN. OR ("5269296").URPN.	US-PGPUB; USPAT; USOCR	OR	ON	2013/04/11 14:47
S35	4	S34 and @ad<="20040223"	US-PGPUB; USPAT; USOCR; EPO; JPO; DERWENT; IBM_TDB	OR	ON	2013/04/11 14:46
S34	10	(US-20110009763-\$ or US- 20080142019-\$ or US-20070175473-\$ or US-20070107737-\$ or US-20050284484- \$ or US-20040134494-\$).did. or (US- 8333194-\$ or US-7225807-\$ or US- 5477852-\$ or US-5269296-\$).did.	US-PGPUB; USPAT	OR	ON	2013/04/11 14:46
S33	36	("2535938"   "2677371"   "3794021"   "3973564"   "4054133"   "4106505"   "4120300"   "4256101").PN. OR ("4535767").URPN.	US-PGPUB; USPAT; USOCR	OR	ON	2013/04/11 14:04
S32	8	tiép.in. and "128".clas.	US-PGPUB; USPAT; USOCR; FPRS; EPO; JPO; DERWENT; IBM_TDB	OR	ON	2013/04/11 14:03
S31	2094	(cannula ((nose nasal nare nostril) with (plug prong pillow))) and "128".clas. and (\$PAP (positive with pressure))	US-PGPUB; USPAT; USOCR; EPO; JPO; DERWENT; IBM_TDB	OR	ON	2013/04/11 14:02
S30	5446	(cannula ((nose nasal nare nostril) with (plug prong pillow))) and "128".clas.	US-PGPUB; USPAT; USOCR; EPO; JPO; DERWENT; IBM_TDB	OR	ON	2013/04/11 14:01
S29	1022	(((((prong cannula) and (nose nasal nare)))) and (S26 S28)	US-PGPUB; USPAT; USOCR; EPO; JPO; DERWENT; IBM_TDB	OR	ON	2011/08/10 16:09
S28	6966	((128/200.24) or (128/200.26) or (128/203.12) or (128/203.15) or (128/203.16) or (128/203.17) or	US-PGPUB; USPAT; USOCR;	OR	OFF	2011/08/10 16:08

		(128/205.25) or (128/206.21)).CCLS.	EPO; JPO; DERWENT; IBM_TDB			
S27	625	(((((prong cannula) and (nose nasal nare)))) and S26	US-PGPUB; USPAT; USOCR; EPO; JPO; DERWENT; IBM_TDB	OR	ON	2011/08/10 16:06
S26	2312	((128/207.18) or (128/206.21) or (128/207.13) or (128/206.11) or (128/206.18) or (128/203.22)).CCLS.	US-PGPUB; USPAT; USOCR; EPO; JPO; DERWENT; IBM_TDB	OR	OFF	2011/08/10 16:06
S25	2	(((((prong cannula) and (nose nasal nare))))).clm. and S24	US-PGPUB; USPAT; USOCR; EPO; JPO; DERWENT; IBM_TDB	OR	ON	2011/08/10 16:04
S24	18	(mcualey prentice gleeson).in. near (alastair craig oliver)	US-PGPUB; USPAT; USOCR; EPO; JPO; DERWENT; IBM_TDB	OR	ON	2011/08/10 16:03
S23	2252	(mcualey prentice gleeson).in.	US-PGPUB; USPAT; USOCR; EPO; JPO; DERWENT; IBM_TDB	OR	ON	2011/08/10 16:03
S22	108	("0443191"   "0718785"   "0838434"   "1192186"   "1221246"   "1270404"   "1443820"   "1610793"   "2100374"   "2702089"   "2792000"   "3731678"   "3902486").PN. OR ("4915105").URPN.	US-PGPUB; USPAT; USOCR	OR	ON	2011/08/10 12:27
S21	720	S20 and "128".clas. and @ad<="20040223"	US-PGPUB; USPAT; USOCR; EPO; JPO; DERWENT; IBM_TDB	OR	ON	2011/08/10 12:17
S20	4276	(((((prong cannula) with (nose nasal nare))))	US-PGPUB; USPAT; USOCR; EPO; JPO; DERWENT; IBM_TDB	OR	ON	2011/08/10 12:17
S19	125	S18 and "128".clas. and @ad<="20040223"	US-PGPUB; USPAT; USOCR; EPO; JPO; DERWENT; IBM_TDB	OR	ON	2011/08/10 12:15
S18	984	(((((prong pillow cannula) with (nose nasal nare)))) and (replacable removable interchangeable)	US-PGPUB; USPAT; USOCR; EPO; JPO;	OR	ON	2011/08/10 12:15

			DERWENT; IBM_TDB			
S17	150	S16 and "128".clas. and @ad<="20040223"	US-PGPUB; USPAT; USOCR; EPO; JPO; DERWENT; IBM_TDB	OR	ON	2011/08/10 12:12
S16	3188	(cannula ((prong pillow cannula) with (nose nasal nare))) same (replacable removable)	US-PGPUB; USPAT; USOCR; EPO; JPO; DERWENT; IBM_TDB	OR	ON	2011/08/10 12:12
S15	809	S14 and "128".clas. and @ad<="20040223"	US-PGPUB; USPAT; USOCR; EPO; JPO; DERWENT; IBM_TDB	OR	ON	2011/08/10 09:54
S14	4863	(prong pillow cannula) with (nose nasal nare)	US-PGPUB; USPAT; USOCR; EPO; JPO; DERWENT; IBM_TDB	OR	ON	2011/08/10 09:54
S13	2	S12 and "128".clas. and @ad<="20040223"	US-PGPUB; USPAT; USOCR; EPO; JPO; DERWENT; IBM_TDB	OR	ON	2011/08/10 09:51
S12	45	offset with (prong pillow cannula) with (nose nasal nare)	US-PGPUB; USPAT; USOCR; EPO; JPO; DERWENT; IBM_TDB	OR	ON	2011/08/10 09:51
S11	3	S10 and "128".clas. and @ad<="20040223"	US-PGPUB; USPAT; USOCR; EPO; JPO; DERWENT; IBM_TDB	OR	ON	2011/08/10 09:31
S10	38	angled with (prong pillow cannula) with (nose nasal nare)	US-PGPUB; USPAT; USOCR; EPO; JPO; DERWENT; IBM_TDB	OR	ON	2011/08/10 09:31
S9	71	S7 and "128".clas. and @ad<="20040223"	US-PGPUB; USPAT; USOCR; EPO; JPO; DERWENT; IBM_TDB	OR	ON	2011/08/10 09:30
S8	135	S7 and "128".clas.	US-PGPUB; USPAT; USOCR; EPO; JPO;	OR	ON	2011/08/10 09:30

			DERWENT; IBM_TDB			
S7	2453	angled with (prong cannula)	US-PGPUB; USPAT; USOCR; EPO; JPO; DERWENT; IBM_TDB	OR	ON	2011/08/10 09:30
S6	12	("20100252044"   "6626177"   "6581601"   "20070074724"   "20030200970"   "7578294"   "7874293"   "20040065330"   "5193532"   "20050011524"   "4915105"   "4782832").PN.	US-PGPUB; USPAT; USOCR	OR	ON	2011/08/09 15:41
S5	2375	((nasal nose nare) with (cannula prong)) cannula) and "128".clas. and @ad< = "20040223"	US-PGPUB; USPAT; USOCR	OR	ON	2011/08/09 15:16
S4	4158	((nasal nose nare) with (cannula prong)) cannula) and "128".clas.	US-PGPUB; USPAT; USOCR	OR	ON	2011/08/09 15:16
S3	61680	((nasal nose nare) with (cannula prong)) cannula)	US-PGPUB; USPAT; USOCR	OR	ON	2011/08/09 15:16
S2	1171	("0007476"   "0077540"   "0396936"   "0428592"   "0443191"   "0603021"   "0701538"   "0718785"   "0759152"   "0812706"   "0838434"   "0853431"   "0855439"   "1109318"   "1125542"   "1155608"   "1158780"   "1162416"   "1176886"   "1192186"   "1206045"   "1221246"   "1270404"   "1322375"   "1362766"   "1443820"   "1610793"   "1632449"   "1823094"   "20010023640"   "20010029954"   "20020059935"   "20020162558"   "20040089303"   "2016212"   "2057397"   "2062325"   "2100374"   "2122897"   "2185997"   "2237954"   "2241535"   "2245969"   "2248477"   "2254854"   "2259817"   "2300273"   "2335936"   "2376871"   "2376971"   "2408136"   "2493326"   "2526586"   "2540567"   "2625155"   "2663297"   "2672138"   "2693178"   "2693182"   "2693800"   "2702089"   "2735432"   "2751906"   "2763263"   "2792000"   "2818861"   "2837090"   "2868196"   "2902033"   "2917045"   "2931356"   "2931358"   "3013556"   "3042035"   "3117574"   "3288138"   "3315672"   "3330273"   "3357428"   "3362404"   "3481339"   "3508543"   "3513844"   "3516407"   "3566862"   "3568678"   "3584621"   "3640282"   "3670726"   "3683907"   "3707151"   "3725953"   "3731678"   "3739774"   "3741208"   "3747597"   "3766924"   "3794036"   "3799164"   "3834383"   "3840006"   "3850176"   "3856051"   "3858615"   "3861385"   "3863630"   "3867946"   "3874380"   "3889671"   "3902486"   "3903893"   "3905335"   "3905361"   "3961627"   "3972327"	US-PGPUB; USPAT; USOCR	OR	ON	2011/08/09 14:27

"4018221"	"4036221"	"4050466"
"4056104"	"4062357"	"4077404"
"4077779"	"4090518")	PN. OR
("4106505"	"4114626"	"4151843"
"4154235"	"4156426"	"4167185"
"4178937"	"4201205"	"4210174"
"4216769"	"4221217"	"4226234"
"4231363"	"4235239"	"4239039"
"4248229"	"4249527"	"4249529"
"4266540"	"4267845"	"4270529"
"4273124"	"4278082"	"4284076"
"4312359"	"4327719"	"4334533"
"4337767"	"4347468"	"4354488"
"4367735"	"4369284"	"4406283"
"4412537"	"4414973"	"4417575"
"4421113"	"4422456"	"4430995"
"4446576"	"4454880"	"4458679"
"4465067"	"4469494"	"4477264"
"4478215"	"4491459"	"4493614"
"4506666"	"4537190"	"4538606"
"4549542"	"4570631"	"4572323"
"4587967"	"4593688"	"4601465"
"4614186"	"4617637"	"4630614"
"4637386"	"4648397"	"4648398"
"4655213"	"4660555"	"4665570"
"4674134"	"4676241"	"4683869"
"4686974"	"4699139"	"4706664"
"4707863"	"4736741"	"4742824"
"4753233"	"4768235"	"4770169"
"4773411"	"4774946"	"4782832"
"4790308"	"4793343"	"4799477"
"4799526"	"4801308"	"4807617"
"4811730"	"4818320"	"4821736"
"4823788"	"4826510"	"4830008"
"4836200"	"4838257"	"4840169"
"4850346"	"4856118"	"4859217"
"4899740"	"4915103"	"4915104"
"4915105"	"4915106"	"4919128"
"4925464"	"4938212"	"4944310"
"4960121"	"4967742"	"4968329"
"4971051"	"4971609"	"4989271"
"4996983"	"5000173"	"5003631"
"5003633"	"5011474"	"5018519"
"5022900"	"5024219"	"5024220"
"5025805"	"5029572")	PN. OR
("5038772"	"5042478"	"5046491"
"5062420"	"5065756"	"5074297"
"5074892"	"5087118"	"5093940"
"5105807"	"5109839"	"5112367"
"5113857"	"5114441"	"5117818"
"5121745"	"5127397"	"5134995"
"5137017"	"5138722"	"5139510"
"5146914"	"5148802"	"5161525"
"5181506"	"5188101"	"5199424"
"5222486"	"5226410"	"5243971"
"5245995"	"5265592"	"5265595"
"5267556"	"5268021"	"5269296"
"5271391"	"5284134"	"5299599"
"5305742"	"5331691"	"5333608"
"5334646"	"5335656"	"5335659"
"5343878"	"5349949"	"5365922"
"5366541"	"5372130"	"5375593"
"5385141"	"5390373"	"5394568"
"5396885"	"5398676"	"5400776"

		"5400781"   "5413625"   "5417205" "5425359"   "5429683"   "5437267" "5438979"   "5477852"   "5485836" "5485837"   "5490504"   "5495848" "5507535"   "5509409"   "5511541" "5513634"   "5513635"   "5517986" "5522382"   "5526806"   "5533506" "5535739"   "5540223"   "5560354" "5568808"   "5570684"   "5592938" "5593478"   "5595174"   "5617849" "5626151"   "5636630"   "5645054" "5645058"   "5647357"   "5657752" "5660174"   "5662101"   "5665104" "5682881"   "5687715"   "5704345" "5704916"   "5706801"   "5715813" "5724965"   "5727580"   "5730778" "5740795"   "5740799"   "5746201" "5752510"   "5752511"   "5775335" "5794619"   "5807423"   "5814130" "5814131"   "5820656"   "5827358" "5848591"   "5874897"   "5884624" "5890490"   "5891217"   "5893944" "5896857"   "5906203").PN. OR ("5912422"   "5921239"   "5928189" "5931159"   "5966745"   "5975081" "5988165"   "6000395"   "6001057" "6006748"   "6010317"   "6010555" "6012455"   "6019101"   "6028514" "6029660"   "6029665"   "6044844" "6050940"   "6051050"   "6056804" "6068680"   "6076520"   "6091973" "6098205"   "6112746"   "6119694" "6123072"   "6143056"   "6152135" "6152137"   "6152991"   "6165133" "6176538"   "6176897"   "6192886" "6196223"   "6213955"   "6253778" "6263874"   "6298850"   "6302107" "6346139"   "6349724"   "6354293" "6379312"   "6401487"   "6422240" "6431172"   "6439234"   "6478026" "6484725"   "6561193"   "6631718" "D156060"   "D161337"   "D248497" "D285496"   "D304384"   "D310431" "D333015"   "D335322"   "D385960" "D398987"   "D402755"   "D419658" "D421298"   "D423096"   "D428987" "RE35099"   "RE35339"   "RE36165").PN. OR ("2002/0053347"   "2002/0096178"   "2003/0005933"   "2004/0226566"   "2005/0011524"   "2005/0028822"   "2005/0205096"   "4367735"   "4753233"   "4782832" "4915105"   "5113857"   "5148802" "5245995"   "5477852"   "5533506" "5595174"   "6298850"   "6431172" "6478026"   "6561188"   "6637434" "6651658"   "6679265"   "7201169" "7207333"   "7210481").URPN.				
S1	58	("6637434"   "20020096178"   "6651658"   "7201169"   "5148802"   "5477852"   "6679265"   "5595174"   "6431172"   "4753233"   "20020053347" "20050011524"   "5533506"   "5595174"   "20050028822"   "4367735"	US-PGPUB; USPAT; USOCR; EPO; JPO; DERWENT; IBM_TDB	OR	ON	2011/08/09 14:20

	"5113857"   "6298850"   "4915105"   "5245995"   "4782832"   "20030005933" "20050205096"   "6478026"   "6561188"   "20040226566"   "20050028822"   "7207333"   "7210481").PN.				
--	---------------------------------------------------------------------------------------------------------------------------------------------------------------------------------------------	--	--	--	--

**5/ 26/ 2017 4:49:49 PM**

**C:\ Users\ adixon2\ Documents\ EAST\ Workspaces\ 14333134.wsp**



**UNITED STATES PATENT AND TRADEMARK OFFICE**

UNITED STATES DEPARTMENT OF COMMERCE  
**United States Patent and Trademark Office**  
 Address: COMMISSIONER FOR PATENTS  
 P.O. Box 1450  
 Alexandria, Virginia 22313-1450  
 www.uspto.gov

**BIB DATA SHEET**
**CONFIRMATION NO. 6841**

SERIAL NUMBER	FILING or 371(c) DATE RULE	CLASS	GROUP ART UNIT	ATTORNEY DOCKET NO. FPHCR.112C1	
14/333,134	07/16/2014	128	3778		
<b>APPLICANTS</b> Fisher & Paykel Healthcare Limited, Auckland, NEW ZEALAND;					
<b>INVENTORS</b> Alastair Edwin McAuley, Dallas, TX; Craig Robert Prentice, Auckland, NEW ZEALAND; Oliver Gleeson, Auckland, NEW ZEALAND;					
<b>** CONTINUING DATA *****</b> This application is a CON of 10/598,026 10/18/2007 PAT 8783257 which is a 371 of PCT/NZ05/00023 02/18/2005					
<b>** FOREIGN APPLICATIONS *****</b> NEW ZEALAND 531332 02/23/2004 NEW ZEALAND 534606 08/06/2004					
<b>** IF REQUIRED, FOREIGN FILING LICENSE GRANTED **</b> 07/25/2014					
Foreign Priority claimed <input checked="" type="checkbox"/> Yes <input type="checkbox"/> No 35 USC 119(a-d) conditions met <input checked="" type="checkbox"/> Yes <input type="checkbox"/> No Verified and /ANNETTE FREDRICKA DIXON/ Acknowledged Examiner's Signature	<input type="checkbox"/> Met after Allowance Initials	<b>STATE OR COUNTRY</b> TX	<b>SHEETS DRAWINGS</b> 10	<b>TOTAL CLAIMS</b> <del>15</del> 14 /ad/	<b>INDEPENDENT CLAIMS</b> 2
<b>ADDRESS</b> KNOBBE MARTENS OLSON & BEAR LLP 2040 MAIN STREET FOURTEENTH FLOOR IRVINE, CA 92614 UNITED STATES					
<b>TITLE</b> BREATHING ASSISTANCE APPARATUS					
<b>FILING FEE RECEIVED</b> 1740	FEES: Authority has been given in Paper No. _____ to charge/credit DEPOSIT ACCOUNT No. _____ for following:		<input type="checkbox"/> All Fees <input type="checkbox"/> 1.16 Fees (Filing) <input type="checkbox"/> 1.17 Fees (Processing Ext. of time) <input type="checkbox"/> 1.18 Fees (Issue) <input type="checkbox"/> Other _____ <input type="checkbox"/> Credit		



<b>Search Notes</b>  	<b>Application/Control No.</b>  14333134	<b>Applicant(s)/Patent Under Reexamination</b>  MCAULEY ET AL.
	<b>Examiner</b>  ANNETTE DIXON	<b>Art Unit</b>  3778

<b>CPC- SEARCHED</b>		
<b>Symbol</b>	<b>Date</b>	<b>Examiner</b>
A61M16/06; A61M16/0616; A61M16/0633; A61M16/0666; A61M16/0683; A61M16/0825; A61M16/208; A61M2016/0661; A61M2210/0618; A61M2240/00; A63B2208/03; A63B33/00; Y10S128/912	9/27/16	afd
Updated Above Search	5/26/17	afd


<b>CPC COMBINATION SETS - SEARCHED</b>		
<b>Symbol</b>	<b>Date</b>	<b>Examiner</b>

<b>US CLASSIFICATION SEARCHED</b>			
<b>Class</b>	<b>Subclass</b>	<b>Date</b>	<b>Examiner</b>
128	204.18,204.23,205.25,206.11,207.13,207.18,858,912	9/27/16	afd
Updated Above	Search	5/26/17	afd

<b>SEARCH NOTES</b>		
<b>Search Notes</b>	<b>Date</b>	<b>Examiner</b>
Inventor Name Search	9/27/16	afd
Above search limited by text	9/27/16	afd

<b>INTERFERENCE SEARCH</b>			
<b>US Class/ CPC Symbol</b>	<b>US Subclass / CPC Group</b>	<b>Date</b>	<b>Examiner</b>
SAME AS ABOVE	See search history print out including PG-PUB database search	5/26/17	afd


--	--

<b>Issue Classification</b> 	<b>Application/Control No.</b> 14333134	<b>Applicant(s)/Patent Under Reexamination</b> MCAULEY ET AL.	
	<b>Examiner</b> ANNETTE DIXON	<b>Art Unit</b> 3778	

CPC						
Symbol					Type	Version
A61M		16		0666	F	2013-01-01
A61M		16		0683	I	2013-01-01
A61M		16		16	I	2013-01-01
A61M		16		0825	I	2014-02-04
A61M		16		0069	I	2014-02-04
A61M		16		109	I	2014-02-04
A61M		16		0875	I	2013-01-01
A61M		16		0616	I	2014-02-04
A61M		16		0816	I	2013-01-01
A61M		2205		0216	A	2013-01-01
A61M		16		0057	I	2013-01-01
A61M		16		08	I	2013-01-01


CPC Combination Sets					
Symbol		Type	Set	Ranking	Version

NONE		<b>Total Claims Allowed:</b>	
(Assistant Examiner)	(Date)	14	
/ANNETTE DIXON/ Primary Examiner.Art Unit 3778	05/26/2017	O.G. Print Claim(s)	O.G. Print Figure
(Primary Examiner)	(Date)	1	11,12

<b>Issue Classification</b> 	<b>Application/Control No.</b> 14333134	<b>Applicant(s)/Patent Under Reexamination</b> MCAULEY ET AL.
	<b>Examiner</b> ANNETTE DIXON	<b>Art Unit</b> 3778

US ORIGINAL CLASSIFICATION					INTERNATIONAL CLASSIFICATION														
CLASS		SUBCLASS			CLAIMED					NON-CLAIMED									
128		207.18			A	6	1	M	16 / 06 (2006.01.01)										
<b>CROSS REFERENCE(S)</b>																			
CLASS	SUBCLASS (ONE SUBCLASS PER BLOCK)																		
128	200.26	207.13																	

NONE		<b>Total Claims Allowed:</b>	
		14	
(Assistant Examiner)	(Date)	O.G. Print Claim(s)	O.G. Print Figure
/ANNETTE DIXON/ Primary Examiner.Art Unit 3778	05/26/2017	1	11,12
(Primary Examiner)	(Date)		

<b>Issue Classification</b> 	<b>Application/Control No.</b> 14333134	<b>Applicant(s)/Patent Under Reexamination</b> MCAULEY ET AL.
	<b>Examiner</b> ANNETTE DIXON	<b>Art Unit</b> 3778

<input type="checkbox"/> Claims renumbered in the same order as presented by applicant		<input type="checkbox"/> CPA		<input type="checkbox"/> T.D.		<input type="checkbox"/> R.1.47									
Final	Original	Final	Original	Final	Original	Final	Original	Final	Original	Final	Original	Final	Original	Final	Original
1	1														
2	2														
3	3														
4	4														
5	5														
6	6														
7	7														
8	8														
9	9														
10	10														
11	11														
12	12														
13	13														
	14														
14	15														

NONE		<b>Total Claims Allowed:</b>	
		14	
(Assistant Examiner)	(Date)	O.G. Print Claim(s)	O.G. Print Figure
/ANNETTE DIXON/ Primary Examiner.Art Unit 3778	05/26/2017	1	11,12
(Primary Examiner)	(Date)		

**IN THE UNITED STATES PATENT AND TRADEMARK OFFICE**

Applicant	:	Alastair Edwin McAuley et al.	)	Group Art Unit 3778
			)	CERTIFICATE OF EFS WEB
Appl. No.	:	14/333,134	)	TRANSMISSION
			)	I hereby certify that this correspondence,
Filed	:	July 16, 2014	)	and any other attachment noted on the
			)	automated Acknowledgement Receipt, is
For	:	BREATHING ASSISTANCE	)	being transmitted from within the Pacific
		APPARATUS	)	Time zone to the Commissioner for
			)	Patents via the EFS Web server on:
Examiner	:	Annette Fredricka Dixon	)	<u>March 30, 2017</u>
			)	(Date)
			)	<u>/Michael Guiliana/</u>
			)	Michael A. Guiliana, Reg. No. 42,611

---

AMENDMENT

Mail Stop Amendment  
Commissioner for Patents  
P.O. Box 1450  
Alexandria, VA 22313-1450

Dear Sir:

In response to the Office Action mailed September 30, 2016, Applicants respectfully submit the following amendments and comments in connection with the above-captioned application.

**Amendments to the Claims** are reflected in the listing of claims which begins on page 2 of this paper.

**Summary of Interview** begins on page 5 of this paper.

**Remarks** begin on page 6 of this paper.

Appl. No. : 14/333,134  
Filed : July 16, 2014

IN THE CLAIMS:

**Please cancel Claim 14 without prejudice or disclaimer and amend Claims 1-10, 12, and 15, as follows:**

1. **(Currently Amended)** A nasal cannula configured to deliver humidified gases to a user, the nasal cannula comprising:

a prong part comprising a prong part ~~hollow~~-body having a first end with two openings, [[and ]]a second end with a single opening, and two prongs extending from the two openings, respectively and integrally formed with the first end and the second end, the two prongs spaced from each other and shaped to fit within nares of [[the]]a user in use, [[and ]]the second end being disposed opposite the first end along a central axis extending through the first and second ends, the prong part body comprising an outer surface extending around the central axis and between the first and second ends, the outer surface having at least a first portion and a second portion, the first portion facing toward a user's face in use and the second portion facing away from a user's face in use, the first portion comprising a curved segment disposed between the first and second ends and curving inwardly toward an interior of the prong part body; and

a ~~hollow~~-body part having a first end and a second end, wherein the second end of the prong part body is configured to be connected to the first end of the ~~hollow~~-body part, and the second end of the ~~hollow~~-body part is configured to be coupled to a conduit configured to supply humidified gases to the nasal cannula, the body part further comprising an outer surface having at least a user-side portion facing toward a user's face in use, the user-side portion comprising a curved part, curving inward toward an interior of the body part.

2. **(Currently Amended)** The nasal cannula of Claim 1, wherein the second end of the ~~hollow~~-body part is ~~diametrically opposed~~disposed opposite to the first end of the ~~hollow~~-body part and, when the prong part is connected to the ~~hollow~~-body part, each of the two prongs extend from the prong part along [[an]]a first axis that is substantially parallel to [[an]]a second axis extending from the first end of the ~~hollow~~-body part to the second end of the ~~hollow~~-body part.

3. **(Currently Amended)** The nasal cannula of Claim 1 further comprising first and second headgear extensions on the body part and a headgear strap coupled to the ~~hollow~~-body

Appl. No. : 14/333,134  
Filed : July 16, 2014

part at the first and second headgear extensions, the first and second headgear extensions being disposed on left and right sides of the user-side portion respectively.

4. **(Currently Amended)** The nasal cannula of Claim 1, wherein the two prongs are angled toward each other and toward the central axis, the two prongs having a first side adjacent the first portion and a second side adjacent the second portion, the first sides of the two prongs being disposed further apart than the second sides of the two prongs.

5. **(Currently Amended)** The nasal cannula of Claim 1, wherein each of the two prongs comprises a flange proximate, but spaced from, its end, wherein the flange is configured to cause sealing of the respective prong in an associated nare of ~~[[the]]~~ a user in use.

6. **(Currently Amended)** The nasal cannula of Claim 1, wherein the second end of the ~~hollow~~ body part is configured to be coupled to the conduit ~~using an elbow connector.~~

7. **(Currently Amended)** The nasal cannula of Claim 1, wherein the first end, the second end, and the two prongs of the prong part is made of a single piece of silicone.

8. **(Currently Amended)** The nasal cannula of Claim 1, wherein the ~~hollow~~ body part is made of a rigid plastic material.

9. **(Currently Amended)** The nasal cannula of Claim 1, wherein the ~~hollow~~ body part comprises a plurality of apertures configured to externally vent gases exhaled by the user through the nares of the user, the plurality of apertures facing away from a user's face in use.

10. **(Currently Amended)** A nasal cannula configured to deliver humidified gases to a user, the nasal cannula comprising:

a prong part comprising:

a prong part ~~hollow~~ body having a first end with two openings, ~~and a~~ second end with a single opening, and an outer surface extending between the two openings of the first end and the single opening of the second end and having at least a curved user-side portion facing toward a user's face in use, the user-side portion curving inwardly toward an interior of the prong part body; and

two prongs extending from and integrally formed with the first end of the prong part ~~hollow~~ body,

**Appl. No.** : 14/333,134  
**Filed** : July 16, 2014

the prongs being spaced from each other and being shaped to fit within corresponding nares of ~~[[the]]~~a user to deliver the gases thereto in use~~to the user~~, and

the second end of the prong part ~~hollow~~body being ~~diametrically opposed~~disposed opposite to the first end and being configured to receive the humidified gases.

11. **(Original)** The nasal cannula of Claim 10, wherein the prong part is made of silicone and is configured to be coupled to a more rigid body part.

12. **(Currently Amended)** The nasal cannula of Claim 10 further comprising a ~~hollow~~ body part having a first end and a second end, wherein the second end of the prong part is configured to be connected to the first end of the ~~hollow~~body part, the second end of the ~~hollow~~ body part being configured to be coupled to a conduit configured to supply humidified gases to the nasal cannula, and air flowing through the body part being in the same direction as the prongs extend from the prong part ~~hollow~~body, the body part further comprising an outer surface having at least a curved user-side portion facing toward the user's face in use, the user-side portion curving inward toward an interior of the body part.

13. **(Original)** The nasal cannula of Claim 12, wherein the prong part is made of silicone and the body part is made of a more rigid plastic material.

14. **(Canceled)**

15. **(Currently Amended)** The nasal cannula of Claim 12, wherein the body part comprises a plurality of apertures configured to externally vent gases exhaled ~~by the user~~through [[the ]]nares of [[the]]a user in use, the plurality of apertures facing away from a user's face in use.



**Appl. No.** : **14/333,134**  
**Filed** : **July 16, 2014**

## **SUMMARY OF INTERVIEW**

### Attendees, Date and Type of Interview

The interview was conducted on November 10, 2016 and attended by Examiner Annette Dixon and Applicant's representative, Michael Guiliana.

### Exhibits and/or Demonstrations

During the interview, Applicant's counsel presented a sample of a commercial version of the embodiments illustrated in Figures 9-13 of the present application.

### Identification of Claims Discussed

Claims 1 and 10.

### Identification of Prior Art Discussed

U.S. Patent Publication No. 2003/0200970 to Stenzler, U.S. Patent Publication No. 2005/0011524 to Thomlinson et al., and U.S. Patent No. 4,782,832 to Trimble et al.

### Proposed Amendments

During the interview, Applicant's counsel proposed amending Claims 1-10, 12, and 15 as set forth in the above section.

### Principal Arguments and Other Matters

During the interview, Applicant's counsel pointed out that the cited prior art does not disclose the inward curvature recited in amended Claims 1 and 10.

### Results of Interview

During the interview, Examiner Dixon indicated the proposed amendments appear to overcome the outstanding rejections. However, the Examiner requested that the Applicant address potential application of the Thomlinson reference, and in particular, with reference to the platform 58 illustrated in Figure 9.

**Appl. No.** : **14/333,134**  
**Filed** : **July 16, 2014**

### REMARKS

Claims 1-13 and 15 remain pending in the present Application, Claims 1-10, 12, and 15, having been amended, and Claim 14 having been cancelled without prejudice or disclaimer. The claims set forth above include markings to show the changes made by way of the present amendment, deletions being in ~~strikeout~~ or ~~[[double brackets]]~~ and additions being underlined.

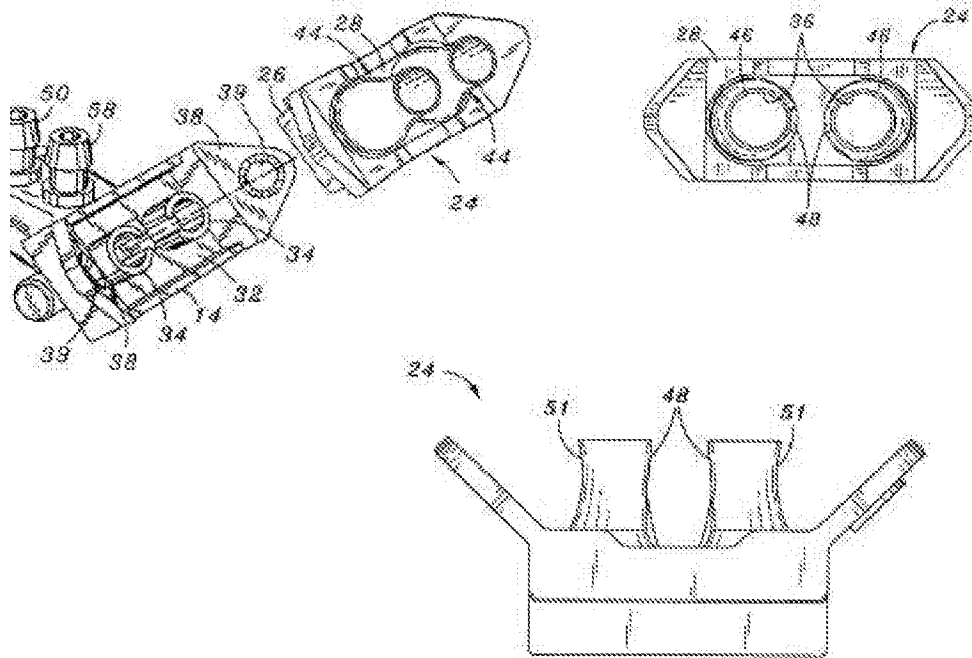
Applicants would initially like to thank Examiner Dixon for the courteous interview extended to Applicant's counsel, Michael Guiliana, on November 10, 2016. Applicants have amended the claims along the lines discussed during the interview, which the Examiner agreed would overcome the outstanding rejections. On the basis of the interview and in response to the Office Action mailed September 30, 2016, Applicants respectfully request the Examiner to reconsider the above-captioned application in view of the foregoing amendments and the following comments.

Claims 1-3, 6, 8-10, 12, 14, and 15 are not Anticipated or Rendered Obvious by either one or the Proposed Combination of Stenzler and Gradon

Claims 1-3, 6, 8-10, 12, 14, and 15 stand rejected under 35 U.S.C. § 102(e/a) as anticipated by U.S. Patent Publication No. 2003/0200970 to Stenzler et al. or, in the alternative, under 35 U.S.C. § 103(a) as being obvious over Stenzler in view of U.S. Patent No. 6,272,933. Applicants respectfully traverse the present rejection. However, in order to expedite prosecution of the present application, Applicants have amended Claims 1 and 10, as discussed during the interview, which would overcome the outstanding rejections. Additionally, Applicants expressly reserve the right to further prosecute the original versions of Claims 1-15 through continuation practice.

As discussed during the interview, Stenzler teaches a breathing apparatus with a multi-part assembly having two nostril engaging stems projecting upwardly from a flange. Both of the stems include upper ends with openings that are directed into the user's nostrils during use. The stems also include lower ends that are attached to the flange, as shown in Figures 2, 3, and 6 of Stenzler (below).

Appl. No. : 14/333,134  
Filed : July 16, 2014



As shown above, Stenzler fails to teach a nasal cannula with a prong part body having a first end with two openings, and a second end with a single opening, and two prongs extending from the two openings, respectively and integrally formed with the first end and the second end and with a first portion facing toward a user in use and comprising a curved segment disposed between the first and second ends and curving inwardly toward an interior of the prong part body, and a body part having a first end and a second end, with an outer surface having at least a user-side portion facing toward a user's face in use, the user-side portion comprising a curved part curving inward toward an interior of the body part.

Gradon is cited in the Office Action as teaching the delivery of humidified gas, but does not rectify the failures of Stenzler.

In contrast, Claims 1 and 10 now recite the following:

**Appl. No.** : **14/333,134**  
**Filed** : **July 16, 2014**

1. A nasal cannula configured to deliver humidified gases to a user, the nasal cannula comprising:

a prong part comprising a prong part body having a first end with two openings, and a second end with a single opening, and two prongs extending from the two openings, respectively and integrally formed with the first end and the second end, the two prongs spaced from each other and shaped to fit within nares of a user in use, and the second end disposed opposite the first end along a central axis extending through the first and second ends, the prong part body comprising an outer surface extending around the central axis and between the first and second ends, the outer surface having at least a first portion and a second portion, the first portion facing toward a user's face in use and the second portion facing away from a user's face in use, the first portion comprising a curved segment disposed between the first and second ends and curving inwardly toward an interior of the prong part body; and

a body part having a first end and a second end, wherein the second end of the prong part body is configured to be connected to the first end of the body part, and the second end of the body part is configured to be coupled to a conduit configured to supply humidified gases to the nasal cannula, the body part further comprising an outer surface having at least a user-side portion facing toward a user's face in use, the user-side portion comprising a curved part, curving inward toward an interior of the body part.

10. A nasal cannula configured to deliver humidified gases to a user, the nasal cannula comprising:

a prong part comprising:

a prong part body having a first end with two openings, a second end with a single opening, and an outer surface extending between the two openings of the first end and the single opening of the second end and having at least a curved user-side portion facing toward a user's face in use, the user-side portion curving inwardly toward an interior of the prong part body; and

two prongs extending from and integrally formed with the first end of the prong part body,

the prongs being spaced from each other and being shaped to fit within corresponding nares of a user to deliver the gases thereto in use, and

the second end of the prong part body being disposed opposite to the first end and being configured to receive the humidified gases.

Non-limiting embodiments of Claim 1 and 10 are illustrated in Figures 9, 10, 12, and 13.

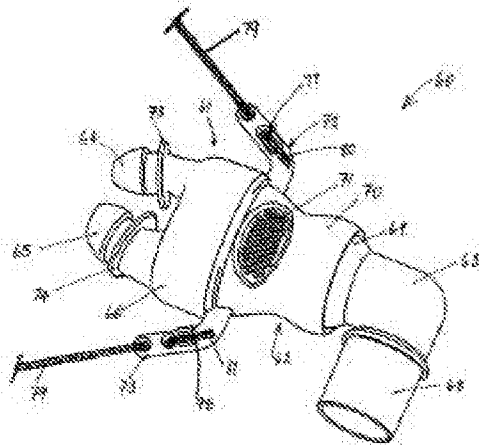
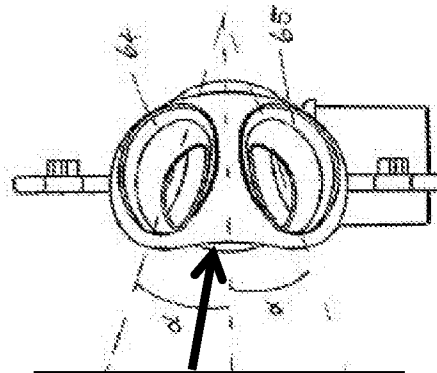


Figure 9



curving inwardly toward  
an interior of the prong  
part body

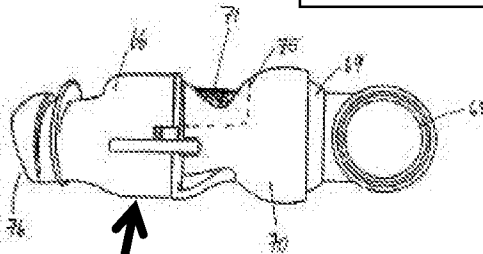
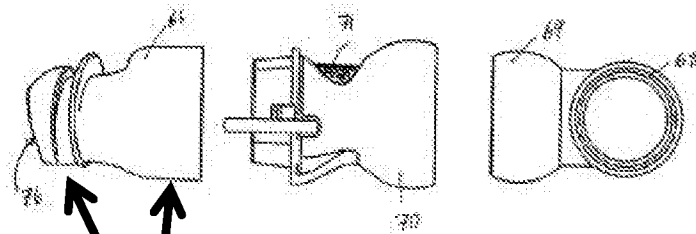


Figure 10

curving inwardly toward  
an interior of the prong  
part body



Integrally Formed  
Paragraph [0048]

**Appl. No.** : 14/333,134  
**Filed** : July 16, 2014

Applicants thus submit that Claims 1 and 10 clearly and nonobviously define over the Stenzler and Gradon references. Additionally, Applicant's submit that Claims 2-3, 6, 8-9, 12, and 15 also define over the cited references, not only because they depend from one of Claims 1 or 10, but also on their own merit.

Discussion of Thomlinson

During the interview, the Examiner indicated that U.S. Patent Publication No. 2005/0011524 to Thomlinson et al. might be applied in a future rejection of Claims 1 and 10. More specifically, the Examiner indicated that the platform 58 illustrated in Figure 9 of Thomlinson could be considered as forming "a prong part body comprising an outer surface extending around a central axis and between first and second ends, the outer surface having at least a first portion and a second portion, the first portion facing toward a user's face in use and the second portion facing away from a user's face in use, the first portion comprising a curved segment disposed between the first and second ends and curving inwardly toward an interior of the prong part body, as recited in Claim 1 and similarly recited in Claim 10.

Figure 9 of Thomlinson is reproduced below.

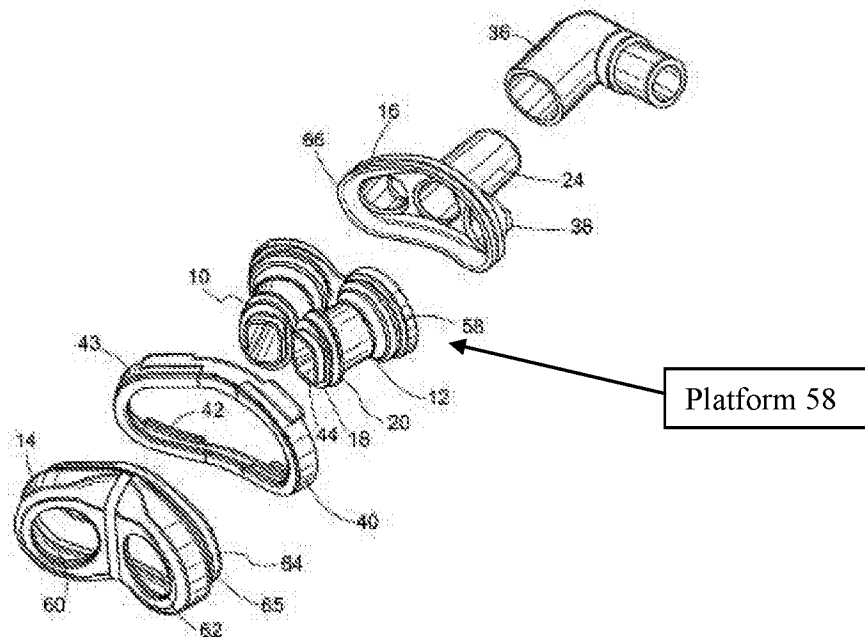


Fig. 9

**Appl. No.** : **14/333,134**  
**Filed** : **July 16, 2014**

Applicant's note that the Thomlinson reference does not include any other views of the platform 58. There is no disclosure about the shape or features on the surface of the platform 58 hidden from view in Figure 9. In light of the lack of disclosure of the construction of the platform 58, Applicant's note that under the doctrine of inherency, the structure of the platform 58 cannot be assumed.

Rather, it has long been established that "in relying upon the theory of inherency, the Examiner must provide a basis in fact and/or technical reasoning to reasonably support the determination that the allegedly inherent characteristic necessarily flows from the teachings of the applied prior art." M.P.E.P. § 2112(iv) (emphasis in original).

Applicants submit that the undisclosed structural features of the platform 58 as shown in Figure 9 of Thomlinson above does not necessarily include an outer side wall or a single opening.

Further, Applicants submit that examples of identical structures which *do not* include an outer surface such as that recited in Claims 1 and 10 would be sufficient to establish that the platform 58 shown in Figure 9 of Thomlinson does not *inherently* disclose the subject features. Along these lines, Applicants submit that the priority applications to which the Thomlinson reference claims priority should be highly relevant in this regard.

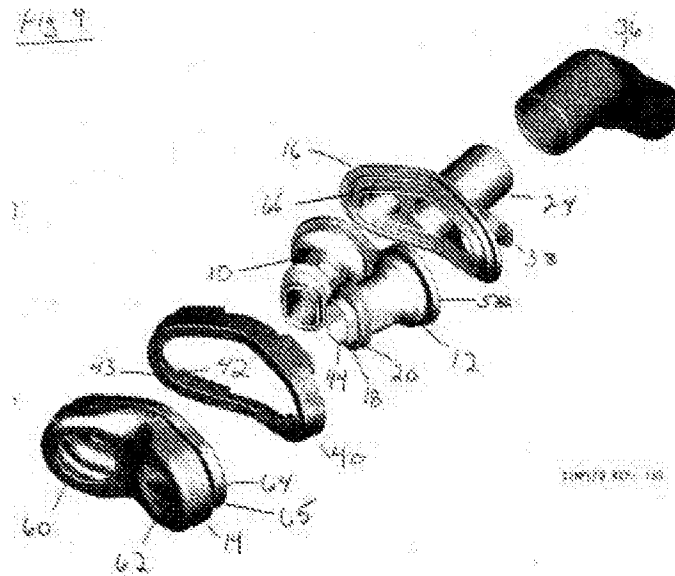
Submitted herewith as attachment 1 is U.S. Provisional Patent Application No. 60/570,755 filed May 13, 2004, to which Thomlinson et al. reference claims priority.

Applicants would firstly like to point out that the '755 provisional application includes an image that appears to be identical to Figure 9 of the Thomlinson reference, reproduced below. The '755 provisional describes the included Figure 9 as follows:

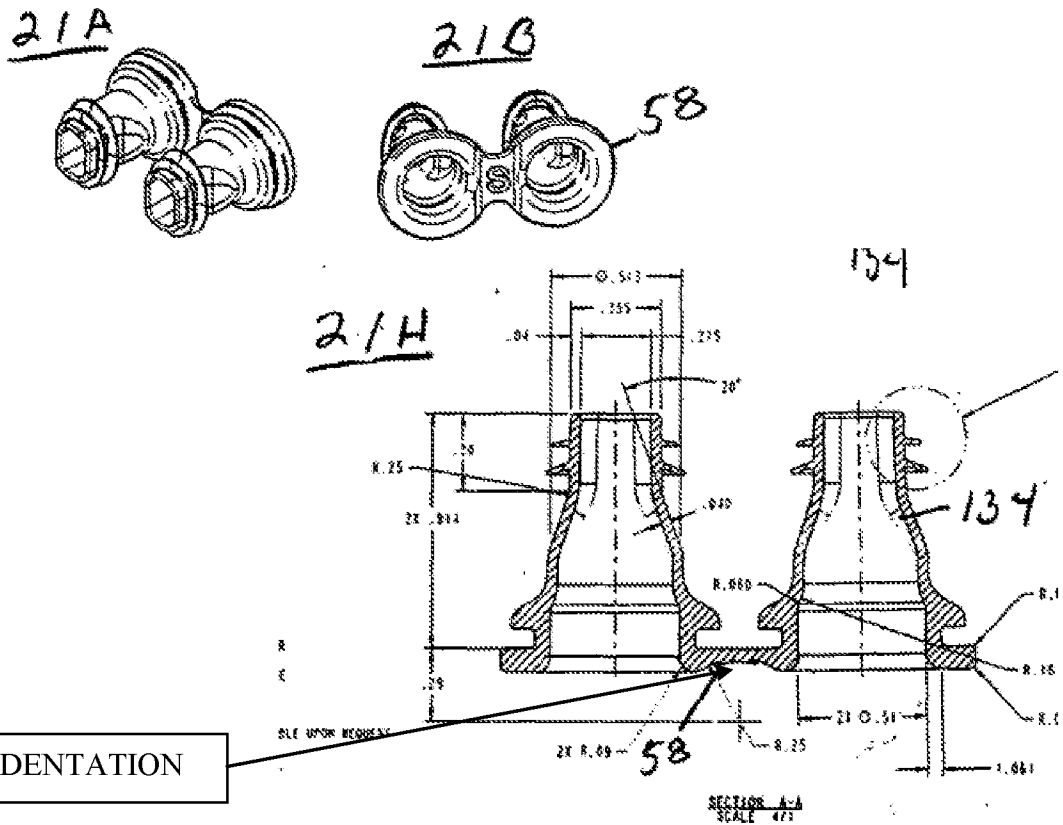
As shown in Fig. 9, in one embodiment the nasal prongs 10 and 12 can be joined together by platform 58." Page 13, l 3-4. "Although nasal prongs for use in the present invention can be separate components, as shown by the single nasal prong depicted in Fig. 18A, in other embodiments, prongs 10 and 12 can be optionally joined together by platform 58, as shown in Figs. 9, 190, 20H, 21H, 22H, 23H, and 24H and in perspective views 19A, 20B, 21B, 22B, 23B, and 24A.

Page 22, lines 7-10.

Appl. No. : 14/333,134  
Filed : July 16, 2014



The above appears to be similar to the descriptions at paragraphs [0214], [0217], [0270], and [0271] of the Thomlinson reference. Further, Applicants would like to point out that Figure 21A, 21B, and 21H of the '755 reference, reproduced below, show examples of the structure of the platform 58.





**Appl. No.** : **14/333,134**  
**Filed** : **July 16, 2014**

As shown with more clarity in Figures 21B and 21H, the bottom surface of the platform 58 includes two apertures aligned with the nasal prongs 10, 12 and which are separated by an indentation. Applicant thus submits that because the '755 provisional application shows examples of a structure for the platform 58 which does not include the features recited in Claims 1 and 10, the platform 58 of the Thomlinson reference cannot be considered as *inherently* including the features recited in Claims 1 and 10.

Thus, Applicants submit that Claims 1 and 10 clearly and nonobviously define over the Thomlinson reference. Additionally, Applicants submit that all the remaining dependent claims also would define over the Thomlinson reference, not only because they depend from one of Claims 1 or 10, but also on their own merit.

Claims 4, 7, 11, and 13 are not Rendered Obvious by the Proposed Combination of Stenzler/Gradon/Kopala

Claims 4, 7, 11, and 13 stand rejected under 35 U.S.C. § 103(a) as being obvious over Stenzler in view of U.S. Patent No. 6,272,933 issued to Gradon et al. in further view of U.S. Patent No. 5,042,478 issued to Kopala et al. Applicants respectfully traverse the present rejection. However, as noted above, Applicants submit that Claims 1 and 10 clearly and nonobviously define over the cited art. Applicants also submit that Claims 4, 7, 11, and 13 also define over the cited art, not only because they depend from one of Claims 1 or 10, but also on their own merit.

Claim 5 is not Rendered Obvious by the Proposed Combination of Stenzler/Gradon/Chi

Claim 5 stands rejected under 35 U.S.C. § 103 as being obvious over Stenzler, in view of Gradon et al., and in further view of U.S. Patent No. 6,484,725 to Chi. Applicants respectfully traverse the present rejection. However, as noted above, Applicants submit that Claim 1 clearly and nonobviously defines over the cited references. Thus, Applicants also submit that Claim 5 clearly and nonobviously defines over the cited references, not only because it depends from Claim 1, but also on its own merit.

No Disclaimers or Disavowals

Although the present communication may include alterations to the Application or claims, or characterizations of claim scope or referenced art, Applicants are not conceding in this

**Appl. No.** : **14/333,134**  
**Filed** : **July 16, 2014**

Application that previously pending claims are not patentable over the cited references. Rather, any alterations or characterizations are being made to facilitate expeditious prosecution of this application. Applicants reserve the right to pursue at a later date any previously pending or other broader or narrower claims that capture any subject matter supported by the present disclosure, including subject matter found to be specifically disclaimed herein or by any prior prosecution. Accordingly, reviewers of this or any parent, child or related prosecution history shall not reasonably infer that Applicants have made any disclaimers or disavowals of any subject matter supported by the present Application.

Co-Pending Applications of Assignee

Applicants wish to draw to the Examiner's attention to the following co-pending applications of the present Application's assignee.

<b>Serial Number</b>	<b>Title</b>	<b>Filed</b>
10/598,026	BREATHING ASSISTANCE APPARATUS	10/18/2007
14/846,226	BREATHING ASSISTANCE APPARATUS	09/04/2015
14/791,142	BREATHING ASSISTANCE APPARATUS	07/02/2015
14/887,200	BREATHING ASSISTANCE APPARATUS	10/19/2015
15/087,775	BREATHING ASSISTANCE APPARATUS	03/31/2016

CONCLUSION

For the foregoing reasons, it is respectfully submitted that the rejections set forth in the outstanding Office Action are inapplicable to the present claims. Accordingly, early issuance of a Notice of Allowance is most earnestly solicited.

The undersigned has made a good faith effort to respond to all of the rejections in the case and to place the claims in condition for immediate allowance. Nevertheless, if any undeveloped issues remain or if any issues require clarification, the Examiner is respectfully requested to call Applicants' attorney in order to resolve such issue promptly.

**Appl. No.** : **14/333,134**  
**Filed** : **July 16, 2014**

The Commissioner is hereby authorized to charge any additional fees which may be required, or credit any overpayment, to Account No. 11-1410.

Respectfully submitted,

KNOBBE, MARTENS, OLSON & BEAR, LLP

Dated: March 30, 2017

By: /Michael Guiliana/  
Michael A. Guiliana  
Registration No. 42,611  
Attorney of Record  
2040 Main Street  
Fourteenth Floor  
Irvine, CA 92614  
(949) 760-0404

25588331

## Electronic Patent Application Fee Transmittal

<b>Application Number:</b>	14333134
<b>Filing Date:</b>	16-Jul-2014
<b>Title of Invention:</b>	BREATHING ASSISTANCE APPARATUS
<b>First Named Inventor/Applicant Name:</b>	Alastair Edwin McAuley
<b>Filer:</b>	Michael A. Guiliana
<b>Attorney Docket Number:</b>	FPHCR.112C1

Filed as Large Entity

**Filing Fees for Utility under 35 USC 111(a)**

Description	Fee Code	Quantity	Amount	Sub-Total in USD(\$)
<b>Basic Filing:</b>				
<b>Pages:</b>				
<b>Claims:</b>				
<b>Miscellaneous-Filing:</b>				
<b>Petition:</b>				
<b>Patent-Appeals-and-Interference:</b>				
<b>Post-Allowance-and-Post-Issuance:</b>				
<b>Extension-of-Time:</b>				

Description	Fee Code	Quantity	Amount	Sub-Total in USD(\$)
Extension - 3 months with \$0 paid	1253	1	1400	1400
<b>Miscellaneous:</b>				
<b>Total in USD (\$)</b>				<b>1400</b>

## Electronic Acknowledgement Receipt

<b>EFS ID:</b>	28790612
<b>Application Number:</b>	14333134
<b>International Application Number:</b>	
<b>Confirmation Number:</b>	6841
<b>Title of Invention:</b>	BREATHING ASSISTANCE APPARATUS
<b>First Named Inventor/Applicant Name:</b>	Alastair Edwin McAuley
<b>Customer Number:</b>	20995
<b>Filer:</b>	Michael A. Guiliana/Sandra Autry
<b>Filer Authorized By:</b>	Michael A. Guiliana
<b>Attorney Docket Number:</b>	FPHCR.112C1
<b>Receipt Date:</b>	30-MAR-2017
<b>Filing Date:</b>	16-JUL-2014
<b>Time Stamp:</b>	17:29:00
<b>Application Type:</b>	Utility under 35 USC 111(a)

### Payment information:

Submitted with Payment	yes
Payment Type	CARD
Payment was successfully received in RAM	\$1400
RAM confirmation Number	033117INTEFSW17321800
Deposit Account	111410
Authorized User	Sandra Autry

The Director of the USPTO is hereby authorized to charge indicated fees and credit any overpayment as follows:

37 CFR 1.16 (National application filing, search, and examination fees)

37 CFR 1.17 (Patent application and reexamination processing fees)

RMD

<b>File Listing:</b>					
<b>Document Number</b>	<b>Document Description</b>	<b>File Name</b>	<b>File Size(Bytes)/ Message Digest</b>	<b>Multi Part /.zip</b>	<b>Pages (if appl.)</b>
1		FPHCR112C1_Amendment.pdf	428119  456e76ecea308aedf0e562778a217c939490b063	yes	15
<b>Multipart Description/PDF files in .zip description</b>					
<b>Document Description</b>			<b>Start</b>	<b>End</b>	
Amendment/Req. Reconsideration-After Non-Final Reject			1	1	
Claims			2	4	
Applicant summary of interview with examiner			5	5	
Applicant Arguments/Remarks Made in an Amendment			6	15	
<b>Warnings:</b>					
<b>Information:</b>					
2	Fee Worksheet (SB06)	fee-info.pdf	30422  ce3d6cc19bafb24315ca8b07dd982f08ccb4d2a6	no	2
<b>Warnings:</b>					
<b>Information:</b>					
<b>Total Files Size (in bytes):</b>			458541		

**This Acknowledgement Receipt evidences receipt on the noted date by the USPTO of the indicated documents, characterized by the applicant, and including page counts, where applicable. It serves as evidence of receipt similar to a Post Card, as described in MPEP 503.**

**New Applications Under 35 U.S.C. 111**

**If a new application is being filed and the application includes the necessary components for a filing date (see 37 CFR 1.53(b)-(d) and MPEP 506), a Filing Receipt (37 CFR 1.54) will be issued in due course and the date shown on this Acknowledgement Receipt will establish the filing date of the application.**

**National Stage of an International Application under 35 U.S.C. 371**

**If a timely submission to enter the national stage of an international application is compliant with the conditions of 35 U.S.C. 371 and other applicable requirements a Form PCT/DO/EO/903 indicating acceptance of the application as a national stage submission under 35 U.S.C. 371 will be issued in addition to the Filing Receipt, in due course.**

**New International Application Filed with the USPTO as a Receiving Office**

**If a new international application is being filed and the international application includes the necessary components for an international filing date (see PCT Article 11 and MPEP 1810), a Notification of the International Application Number and of the International Filing Date (Form PCT/RO/105) will be issued in due course, subject to prescriptions concerning national security, and the date shown on this Acknowledgement Receipt will establish the international filing date of the application.**



Under the Paperwork Reduction Act of 1995, no persons are required to respond to a collection of information unless it displays a valid OMB control number.

<b>PATENT APPLICATION FEE DETERMINATION RECORD</b> Substitute for Form PTO-875	Application or Docket Number <b>14/333,134</b>	Filing Date <b>07/16/2014</b>	<input type="checkbox"/> To be Mailed
-----------------------------------------------------------------------------------	---------------------------------------------------	----------------------------------	---------------------------------------

ENTITY:  LARGE  SMALL  MICRO

**APPLICATION AS FILED – PART I**

FOR	NUMBER FILED	NUMBER EXTRA	RATE (\$)	FEE (\$)
<input type="checkbox"/> BASIC FEE (37 CFR 1.16(a), (b), or (c))	N/A	N/A	N/A	
<input type="checkbox"/> SEARCH FEE (37 CFR 1.16(k), (l), or (m))	N/A	N/A	N/A	
<input type="checkbox"/> EXAMINATION FEE (37 CFR 1.16(o), (p), or (q))	N/A	N/A	N/A	
TOTAL CLAIMS (37 CFR 1.16(i))	minus 20 =	*	X \$ =	
INDEPENDENT CLAIMS (37 CFR 1.16(h))	minus 3 =	*	X \$ =	
<input type="checkbox"/> APPLICATION SIZE FEE (37 CFR 1.16(s))	If the specification and drawings exceed 100 sheets of paper, the application size fee due is \$310 (\$155 for small entity) for each additional 50 sheets or fraction thereof. See 35 U.S.C. 41(a)(1)(G) and 37 CFR 1.16(s).			
<input type="checkbox"/> MULTIPLE DEPENDENT CLAIM PRESENT (37 CFR 1.16(j))				
* If the difference in column 1 is less than zero, enter "0" in column 2.			TOTAL	

**APPLICATION AS AMENDED – PART II**

	(Column 1)	(Column 2)	(Column 3)	PRESENT EXTRA	RATE (\$)	ADDITIONAL FEE (\$)
<b>AMENDMENT</b>	<b>03/30/2017</b>	CLAIMS REMAINING AFTER AMENDMENT	HIGHEST NUMBER PREVIOUSLY PAID FOR			
	Total (37 CFR 1.16(i))	* 14	Minus	** 20	= 0	X \$80 = 0
	Independent (37 CFR 1.16(h))	* 2	Minus	***3	= 0	X \$420 = 0
	<input type="checkbox"/> Application Size Fee (37 CFR 1.16(s))					
<input type="checkbox"/> FIRST PRESENTATION OF MULTIPLE DEPENDENT CLAIM (37 CFR 1.16(j))						
					TOTAL ADD'L FEE	<b>0</b>

	(Column 1)	(Column 2)	(Column 3)	PRESENT EXTRA	RATE (\$)	ADDITIONAL FEE (\$)
<b>AMENDMENT</b>		CLAIMS REMAINING AFTER AMENDMENT	HIGHEST NUMBER PREVIOUSLY PAID FOR			
	Total (37 CFR 1.16(i))	*	Minus	**	=	X \$ =
	Independent (37 CFR 1.16(h))	*	Minus	***	=	X \$ =
	<input type="checkbox"/> Application Size Fee (37 CFR 1.16(s))					
<input type="checkbox"/> FIRST PRESENTATION OF MULTIPLE DEPENDENT CLAIM (37 CFR 1.16(j))						
					TOTAL ADD'L FEE	

\* If the entry in column 1 is less than the entry in column 2, write "0" in column 3.  
 \*\* If the "Highest Number Previously Paid For" IN THIS SPACE is less than 20, enter "20".  
 \*\*\* If the "Highest Number Previously Paid For" IN THIS SPACE is less than 3, enter "3".

The "Highest Number Previously Paid For" (Total or Independent) is the highest number found in the appropriate box in column 1.

LIE  
 SIERRA RODGERS

This collection of information is required by 37 CFR 1.16. The information is required to obtain or retain a benefit by the public which is to file (and by the USPTO to process) an application. Confidentiality is governed by 35 U.S.C. 122 and 37 CFR 1.14. This collection is estimated to take 12 minutes to complete, including gathering, preparing, and submitting the completed application form to the USPTO. Time will vary depending upon the individual case. Any comments on the amount of time you require to complete this form and/or suggestions for reducing this burden, should be sent to the Chief Information Officer, U.S. Patent and Trademark Office, U.S. Department of Commerce, P.O. Box 1450, Alexandria, VA 22313-1450. DO NOT SEND FEES OR COMPLETED FORMS TO THIS ADDRESS. **SEND TO: Commissioner for Patents, P.O. Box 1450, Alexandria, VA 22313-1450.**

If you need assistance in completing the form, call 1-800-PTO-9199 and select option 2.



UNITED STATES PATENT AND TRADEMARK OFFICE

UNITED STATES DEPARTMENT OF COMMERCE
United States Patent and Trademark Office
Address: COMMISSIONER FOR PATENTS
P.O. Box 1450
Alexandria, Virginia 22313-1450
www.uspto.gov

Table with 5 columns: APPLICATION NO., FILING DATE, FIRST NAMED INVENTOR, ATTORNEY DOCKET NO., CONFIRMATION NO.
14/333,134 07/16/2014 Alastair Edwin McAuley FPHCR.112C1 6841

20995 7590 11/17/2016
KNOBBE MARTENS OLSON & BEAR LLP
2040 MAIN STREET
FOURTEENTH FLOOR
IRVINE, CA 92614

EXAMINER

DIXON, ANNETTE FREDRICKA

ART UNIT PAPER NUMBER

3778

NOTIFICATION DATE DELIVERY MODE

11/17/2016

ELECTRONIC

Please find below and/or attached an Office communication concerning this application or proceeding.

The time period for reply, if any, is set in the attached communication.

Notice of the Office communication was sent electronically on above-indicated "Notification Date" to the following e-mail address(es):

jayna.cartee@knobbe.com
efiling@knobbe.com

<b>Applicant-Initiated Interview Summary</b>	<b>Application No.</b> 14/333,134	<b>Applicant(s)</b> MCAULEY ET AL.	
	<b>Examiner</b> ANNETTE DIXON	<b>Art Unit</b> 3778	

All participants (applicant, applicant's representative, PTO personnel):

- (1) ANNETTE DIXON, PTO personnel. (3) \_\_\_\_\_.
- (2) Michael Gulliana, Applicant's representative. (4) \_\_\_\_\_.

Date of Interview: 10 November 2016.

Type:  Telephonic  Video Conference  
 Personal [copy given to:  applicant  applicant's representative]

Exhibit shown or demonstration conducted:  Yes  No.

If Yes, brief description: Instant invention prototype with discussion of the curvature features as seen in Figures 12 and 17 of the original drawings.

Issues Discussed 101 112 102 103 Others

(For each of the checked box(es) above, please describe below the issue and detailed description of the discussion)

Claim(s) discussed: 1 and 10.

Identification of prior art discussed: Stenzler (2003/0200970), Thomlinson et al. (2005/0011524), Trimble et al. (4,782,832).

**Substance of Interview**

(For each issue discussed, provide a detailed description and indicate if agreement was reached. Some topics may include: identification or clarification of a reference or a portion thereof, claim interpretation, proposed amendments, arguments of any applied references etc...)

See Continuation Sheet.

**Applicant recordation instructions:** The formal written reply to the last Office action must include the substance of the interview. (See MPEP section 713.04). If a reply to the last Office action has already been filed, applicant is given a non-extendable period of the longer of one month or thirty days from this interview date, or the mailing date of this interview summary form, whichever is later, to file a statement of the substance of the interview

**Examiner recordation instructions:** Examiners must summarize the substance of any interview of record. A complete and proper recordation of the substance of an interview should include the items listed in MPEP 713.04 for complete and proper recordation including the identification of the general thrust of each argument or issue discussed, a general indication of any other pertinent matters discussed regarding patentability and the general results or outcome of the interview, to include an indication as to whether or not agreement was reached on the issues raised.

Attachment

/ANNETTE DIXON/  
Primary Examiner, Art Unit 3778

## Summary of Record of Interview Requirements

### Manual of Patent Examining Procedure (MPEP), Section 713.04, Substance of Interview Must be Made of Record

A complete written statement as to the substance of any face-to-face, video conference, or telephone interview with regard to an application must be made of record in the application whether or not an agreement with the examiner was reached at the interview.

### Title 37 Code of Federal Regulations (CFR) § 1.133 Interviews

Paragraph (b)

In every instance where reconsideration is requested in view of an interview with an examiner, a complete written statement of the reasons presented at the interview as warranting favorable action must be filed by the applicant. An interview does not remove the necessity for reply to Office action as specified in §§ 1.111, 1.135. (35 U.S.C. 132)

37 CFR §1.2 Business to be transacted in writing.

All business with the Patent or Trademark Office should be transacted in writing. The personal attendance of applicants or their attorneys or agents at the Patent and Trademark Office is unnecessary. The action of the Patent and Trademark Office will be based exclusively on the written record in the Office. No attention will be paid to any alleged oral promise, stipulation, or understanding in relation to which there is disagreement or doubt.

The action of the Patent and Trademark Office cannot be based exclusively on the written record in the Office if that record is itself incomplete through the failure to record the substance of interviews.

It is the responsibility of the applicant or the attorney or agent to make the substance of an interview of record in the application file, unless the examiner indicates he or she will do so. It is the examiner's responsibility to see that such a record is made and to correct material inaccuracies which bear directly on the question of patentability.

Examiners must complete an Interview Summary Form for each interview held where a matter of substance has been discussed during the interview by checking the appropriate boxes and filling in the blanks. Discussions regarding only procedural matters, directed solely to restriction requirements for which interview recordation is otherwise provided for in Section 812.01 of the Manual of Patent Examining Procedure, or pointing out typographical errors or unreadable script in Office actions or the like, are excluded from the interview recordation procedures below. Where the substance of an interview is completely recorded in an Examiners Amendment, no separate Interview Summary Record is required.

The Interview Summary Form shall be given an appropriate Paper No., placed in the right hand portion of the file, and listed on the "Contents" section of the file wrapper. In a personal interview, a duplicate of the Form is given to the applicant (or attorney or agent) at the conclusion of the interview. In the case of a telephone or video-conference interview, the copy is mailed to the applicant's correspondence address either with or prior to the next official communication. If additional correspondence from the examiner is not likely before an allowance or if other circumstances dictate, the Form should be mailed promptly after the interview rather than with the next official communication.

The Form provides for recordation of the following information:

- Application Number (Series Code and Serial Number)
- Name of applicant
- Name of examiner
- Date of interview
- Type of interview (telephonic, video-conference, or personal)
- Name of participant(s) (applicant, attorney or agent, examiner, other PTO personnel, etc.)
- An indication whether or not an exhibit was shown or a demonstration conducted
- An identification of the specific prior art discussed
- An indication whether an agreement was reached and if so, a description of the general nature of the agreement (may be by attachment of a copy of amendments or claims agreed as being allowable). Note: Agreement as to allowability is tentative and does not restrict further action by the examiner to the contrary.
- The signature of the examiner who conducted the interview (if Form is not an attachment to a signed Office action)

It is desirable that the examiner orally remind the applicant of his or her obligation to record the substance of the interview of each case. It should be noted, however, that the Interview Summary Form will not normally be considered a complete and proper recordation of the interview unless it includes, or is supplemented by the applicant or the examiner to include, all of the applicable items required below concerning the substance of the interview.

A complete and proper recordation of the substance of any interview should include at least the following applicable items:

- 1) A brief description of the nature of any exhibit shown or any demonstration conducted,
- 2) an identification of the claims discussed,
- 3) an identification of the specific prior art discussed,
- 4) an identification of the principal proposed amendments of a substantive nature discussed, unless these are already described on the Interview Summary Form completed by the Examiner,
- 5) a brief identification of the general thrust of the principal arguments presented to the examiner,  
(The identification of arguments need not be lengthy or elaborate. A verbatim or highly detailed description of the arguments is not required. The identification of the arguments is sufficient if the general nature or thrust of the principal arguments made to the examiner can be understood in the context of the application file. Of course, the applicant may desire to emphasize and fully describe those arguments which he or she feels were or might be persuasive to the examiner.)
- 6) a general indication of any other pertinent matters discussed, and
- 7) if appropriate, the general results or outcome of the interview unless already described in the Interview Summary Form completed by the examiner.

Examiners are expected to carefully review the applicant's record of the substance of an interview. If the record is not complete and accurate, the examiner will give the applicant an extendable one month time period to correct the record.

### Examiner to Check for Accuracy

If the claims are allowable for other reasons of record, the examiner should send a letter setting forth the examiner's version of the statement attributed to him or her. If the record is complete and accurate, the examiner should place the indication, "Interview Record OK" on the paper recording the substance of the interview along with the date and the examiner's initials.

Continuation of Substance of Interview including description of the general nature of what was agreed to if an agreement was reached, or any other comments: Attorney Gulliana demonstrated a prototype of the instant invention with an extended discussion of the curvature features seen in Figures 12 and 17 of the original drawings. Additionally, Attorney Gulliana provided proposed amendments to independent Claims 1 and 10 for consideration (attached). Note: the underlining text for Claim 10 was inadvertently removed in fax transmittal. Primary Examiner Dixon indicated that the proposed amendment appears to overcome the prior art made of record; however, a cursory review of the proposed amendment in preparation for the interview has brought forth a few references of concern. Namely, Thomlinson, an intervening reference, which appears to disclose a platform 58 that joins the nasal prongs 10 and 12, best seen Figure 9 (Paragraph 0214); and Trimble, a prior art reference with a 102b date, which discloses a leg structure 34 associated with two nare elements 30, best seen Figure 2 (Column 3, Lines 59-67), also see additional embodiments in Figures 15 and 16. Regarding support for the proposed amendment, Attorney Gulliana indicated the features were supported in the original drawings Figures 12 and 17 with minimal discussion in the original disclosure Paragraphs 0060-0067. Primary Examiner indicated her belief that the original drawings may not provide sufficient support for this feature as Primary Examiner is unsure if the views provided fully provide the curved cross section at the user's side or whether this curved feature is a function of the nares construction. Primary Examiner indicated that further review and consideration must be given as to whether Figures 12 and 17 provide official support to the unlabeled curved features and whether a rejection under Thomlinson (an intervening reference) could be permissible. After the interview, Primary Examiner reviewed the foreign priority of Figures 12 and 17. It appears Figures 12 and 17 having the curvature were introduced in NZ 534606 August 6, 2004 (certified copies filed in CON 10/598,026) and was not provided in the earliest foreign document NZ 531332 filed February 23, 2004. Consequently, should Applicant pursue the subject matter of Figures 12 and 17 to the curved feature, the effective filing date is now August 6, 2004 - which means the aforementioned Thomlinson reference filed July 9, 2004 is eligible under 102(e). It may behoove Applicant to provide a declaration to overcome the Thomlinson reference. Additionally, as the disclosure of Figures 12 and 17 is lacking written text, Applicant may have some issues alleging criticality as it appears Figure 5 presents a similar view of Figure 12; yet, does not appear to have a curved feature. Consequently, Primary Examiner is unsure if the curved feature (Figure 12) or the flat feature (Figure 5) is a function of design choice. Nevertheless, further search and consideration will still be required upon receipt of a formal response.

**Knobbe Martens**

INTELLECTUAL PROPERTY LAW

KNOBBE, MARTENS, OLSON &amp; BEAR, LLP

2040 Main St., 14th Fl., Irvine, CA 92614  
T (949) 760-0404**Michael A. Guilliana**  
Michael.Guilliana@knobbe.com**FACSIMILE TRANSMITTAL SHEET****CONFIRMATION COPY WILL FOLLOW VIA:**

- |                                             |                                                         |
|---------------------------------------------|---------------------------------------------------------|
| <input type="radio"/> MAIL                  | <input checked="" type="radio"/> WILL <u>NOT</u> FOLLOW |
| <input type="radio"/> INTERNATIONAL AIRMAIL | <input type="radio"/> HAND DELIVERY                     |
| <input type="radio"/> COURIER               | <input type="radio"/> WITH ENCLOSURES                   |
| <input type="radio"/> E-MAIL                | <input type="radio"/> WITHOUT ENCLOSURES                |

**Confidentiality Notice:**

The documents accompanying this facsimile transmission contain confidential information which may be legally privileged. The information is intended only for the use of the recipient named below. If you have received this facsimile in error, please immediately notify us by telephone to arrange for return of the original documents to us; and any disclosure, copying, distribution or the taking of any action in reliance on the contents of this faxed information is strictly prohibited.

TO: Examiner Annette Dixon  
 FIRM: USPTO, Art Unit 3778  
 FACSIMILE NO.: 571-273-3392  
 OUR REF.: FPHCR.112C1  
 YOUR REF.: Serial No. 14/333,134  
 FROM: Michael A. Guilliana  
 OPERATOR: Ping-Ping Tang, IP Assistant      No. OF PAGES: 9      (incl. cover sheet)  
 DATE: November 7, 2016      TIME:

**IF YOU DID NOT RECEIVE ALL OF THE PAGES PLEASE CALL BACK IMMEDIATELY**

OPERATOR PHONE NO.: (949) 760-0404

FACSIMILE NO.: (949) 760-9502

**MESSAGE:**

Doc Code: M865 or FAI.REQ.INTV

PTOL-413A (07-16)  
Approved for use through 08/31/2016. OMB 0651-0031  
U.S. Patent and Trademark Office; U.S. DEPARTMENT OF COMMERCE

### Applicant Initiated Interview Request Form

Application No.: 14/333134 First Named Applicant: Alastair Edwin McAuley  
 Examiner: Annette Dixon Art Unit: 3778 Status of Application: Pending

**Tentative Participants:**

(1) Michael A. Guiliana, Esq. (2) \_\_\_\_\_  
 (3) \_\_\_\_\_ (4) \_\_\_\_\_

Proposed Date of Interview: November 10, 2016 Proposed Time: 10AM (☉AM☉PM)

**Type of Interview Requested:**

(1)  Telephonic (2)  Personal (3)  Video Conference

Exhibit To Be Shown or Demonstrated:  YES  NO

If yes, provide brief description: Commercial version of embodiment will be shown

#### Issues To Be Discussed

Issues (Rej., Obj., etc)	Claims/ Fig. #s	Prior Art	Discussed	Agreed	Not Agreed
(1) <u>102(e/a), 103(a)</u>	<u>1-3,6,8-10,12,14,15</u>	<u>Stenzler/Gradon</u>	<input type="checkbox"/>	<input type="checkbox"/>	<input type="checkbox"/>
(2) <u>103(a)</u>	<u>4,7,11,13</u>	<u>Stenzler/Gradon/Kopala</u>	<input type="checkbox"/>	<input type="checkbox"/>	<input type="checkbox"/>
(3) <u>103(a)</u>	<u>5</u>	<u>Stenzler/Gradon/Chi</u>	<input type="checkbox"/>	<input type="checkbox"/>	<input type="checkbox"/>
(4) _____	_____	_____	<input type="checkbox"/>	<input type="checkbox"/>	<input type="checkbox"/>

Continuation Sheet Attached  Proposed Amendment or Arguments Attached

Brief Description of Arguments to be Presented: \_\_\_\_\_

An interview was conducted on the above-identified application on \_\_\_\_\_

**NOTE:** This form should be completed and filed by applicant in advance of the interview (see MPEP § 713.01). If this form is signed by a registered practitioner not of record, the Office will accept this as an indication that he or she is authorized to conduct an interview on behalf of the principal (37 CFR 1.32(a)(3)) pursuant to 37 CFR 1.34. This is not a power of attorney to any above named practitioner. See the Instruction Sheet for this form, which is incorporated by reference. By signing this form, applicant or practitioner is certifying that he or she has read the Instruction Sheet. After the interview is conducted, applicant is advised to file a statement of the substance of this interview (37 CFR 1.133(b)) as soon as possible. This application will not be delayed from issue because of applicant's failure to submit a written record of this interview.

/Michael Guiliana/  
Applicant/Applicant's Representative Signature

Michael A. Guiliana  
Typed/Printed Name of Applicant or Representative

42,611  
Registration Number, if applicable

\_\_\_\_\_  
Examiner/SPE Signature

949-760-0404  
Applicant's/Applicant's Representative's Telephone Number

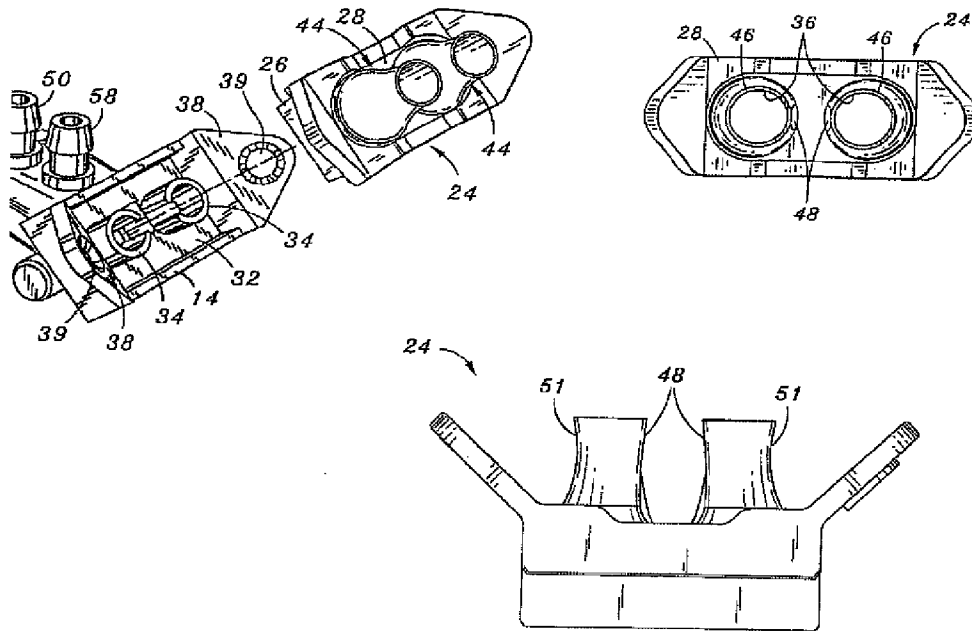
This collection of information is required by 37 CFR 1.133. The information is required to obtain or retain a benefit by the public which is to file (and by the USPTO to process) an application. Confidentiality is governed by 35 U.S.C. 122 and 37 CFR 1.11 and 1.14. This collection is estimated to take 24 minutes to complete, including gathering, preparing, and submitting the completed application form to the USPTO. Time will vary depending upon the individual case. Any comments on the amount of time you require to complete this form and/or suggestions for reducing this burden, should be sent to the Chief Information Officer, U.S. Patent and Trademark Office, U.S. Department of Commerce, P.O. Box 1459, Alexandria, VA 22313-1450. DO NOT SEND FEES OR COMPLETED FORMS TO THIS ADDRESS.

*If you need assistance in completing the form, call 1-800-PTO-9199 and select option 2.*

**PROPOSED INTERVIEW AGENDA FOR 14/333,134**

Claims 1-3, 6, 8-10, 12, 14, and 15 are not Anticipated or Rendered Obvious by either one or the Proposed Combination of Stenzler and Gradon

Stenzler teaches a breathing apparatus with a multi-part assembly having two nostril engaging stems projecting upwardly from a flange. Both of the stems include upper ends with openings that are directed into the user's nostrils during use. The stems also include lower ends that are attached to the flange, as shown in Figures 2, 3, and 6 of Stenzler (below).



As shown above, Stenzler fails to teach a nasal cannula with a prong part body having a first end with two openings, and a second end with a single opening, and two prongs extending from the two openings, respectively and integrally formed with the first end and the second end and with a first portion facing toward a user in use and comprising a curved segment disposed between the first and second ends and curving inwardly toward an interior of the prong part body, and a body part having a first end and a second end, with an outer surface having at least a user-side portion facing toward a user's face in use, the user-side portion comprising a curved part curving inward toward an interior of the body part.



Gradon is cited in the Office Action as teaching the delivery of humidified gas, but does not rectify the failures of Stenzler.

In contrast, per the attached proposed amendments, Claims 1 and 10 would recite the following, (markings showing changes proposed, included for the Examiner's convenience):

1. **(Currently Amended) (Currently Amended)** A nasal cannula configured to deliver humidified gases to a user, the nasal cannula comprising:

a prong part comprising a prong part hollow-body having a first end with two openings, and a second end with a single opening, and two prongs extending from the two openings, respectively and integrally formed with the first end and the second end, the two prongs spaced from each other and shaped to fit within nares of [[the]]a user in use, and the second end disposed opposite the first end along a central axis extending through the first and second ends, the prong part body comprising an outer surface extending around the central axis and between the first and second ends, the outer surface having at least a first portion and a second portion, the first portion facing toward a user's face in use and the second portion facing away from a user's face in use, the first portion comprising a curved segment disposed between the first and second ends and curving inwardly toward an interior of the prong part body; and

a hollow-body part having a first end and a second end, wherein the second end of the prong part body is configured to be connected to the first end of the hollow-body part, and the second end of the hollow-body part is configured to be coupled to a conduit configured to supply humidified gases to the nasal cannula, the body part further comprising an outer surface having at least a user-side portion facing toward a user's face in use, the user-side portion comprising a curved part, curving inward toward an interior of the body part.

10. **(Currently Amended)** A nasal cannula configured to deliver humidified gases to a user, the nasal cannula comprising:

a prong part comprising:

a prong part hollow-body having a first end with two openings, ~~and~~ a second end with a single opening, and an outer surface extending between the two

openings of the first end and the single opening of the second end and having at least a curved user-side portion facing toward a user's face in use, the user-side portion curving inwardly toward an interior of the prong part body; and

two prongs extending from and integrally formed with the first end of the prong part hollow-body,

the prongs being spaced from each other and being shaped to fit within corresponding nares of [[the]] a user to deliver the gases thereto in use to the user, and

the second end of the prong part hollow-body being diametrically opposed disposed opposite to the first end and being configured to receive the humidified gases.

Non-limiting embodiments of Claim 1 and 10 are illustrated in Figures 9 and 12 below.

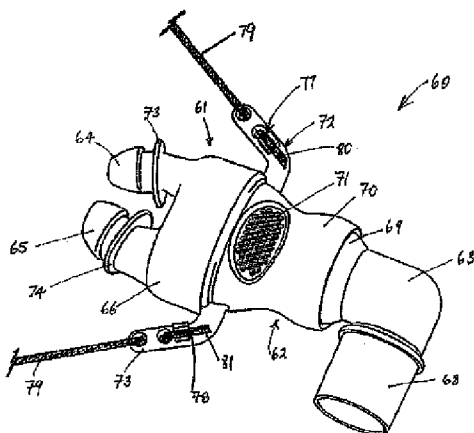
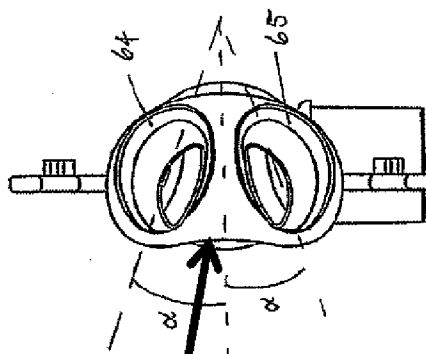


Figure 9



curving inwardly toward an interior of the prong part body

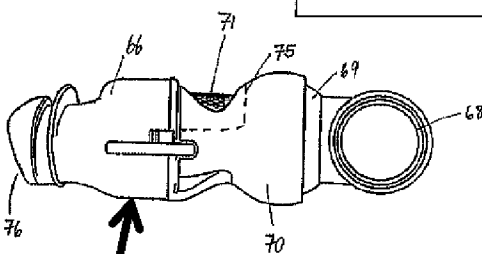
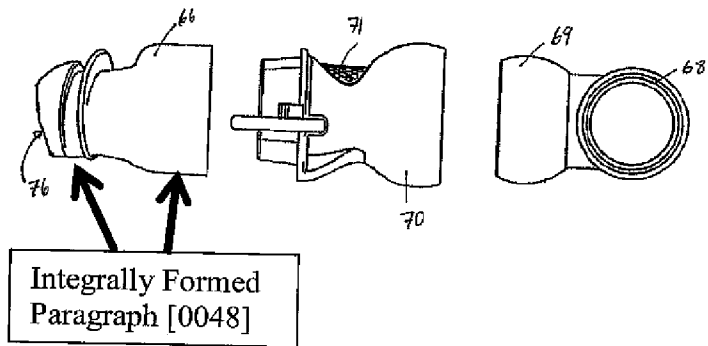


Figure 10

curving inwardly toward an interior of the prong part body



## PROPOSED AMENDMENTS

1. **(Currently Amended)** A nasal cannula configured to deliver humidified gases to a user, the nasal cannula comprising:

a prong part comprising a prong part hollow-body having a first end with two openings, and a second end with a single opening, and two prongs extending from the two openings, respectively and integrally formed with the first end and the second end, the two prongs spaced from each other and shaped to fit within nares of [[the]]a user in use, and the second end disposed opposite the first end along a central axis extending through the first and second ends, the prong part body comprising an outer surface extending around the central axis and between the first and second ends, the outer surface having at least a first portion and a second portion, the first portion facing toward a user's face in use and the second portion facing away from a user's face in use, the first portion comprising a curved segment disposed between the first and second ends and curving inwardly toward an interior of the prong part body; and

a hollow-body part having a first end and a second end, wherein the second end of the prong part body is configured to be connected to the first end of the hollow-body part, and the second end of the hollow-body part is configured to be coupled to a conduit configured to supply humidified gases to the nasal cannula, the body part further comprising an outer surface having at least a user-side portion facing toward a user's face in use, the user-side portion comprising a curved part, curving inward toward an interior of the body part.

2. **(Currently Amended)** The nasal cannula of Claim 1, wherein the second end of the hollow-body part is ~~diametrically opposed~~disposed opposite to the first end of the hollow-body part and, when the prong part is connected to the hollow-body part, each of the two prongs extend from the prong part along [[an]]a first axis that is substantially parallel to [[an]]a second axis extending from the first end of the hollow-body part to the second end of the hollow-body part.

3. **(Currently Amended)** The nasal cannula of Claim 1 further comprising first and second headgear extensions on the body part and a headgear strap coupled to the hollow-body part at the first and second headgear extensions, the first and second headgear extensions being disposed on left and right sides of the user-side portion respectively.

4. **(Currently Amended)** The nasal cannula of Claim 1, wherein the two prongs are angled toward each other and toward the central axis, the two prongs having a first side adjacent the first portion and a second side adjacent the second portion, the first sides of the two prongs being disposed further apart than the second sides of the two prongs.

5. **(Currently Amended)** The nasal cannula of Claim 1, wherein each of the two prongs comprises a flange proximate, but spaced from, its end, wherein the flange is configured to cause sealing of the respective prong in an associated nare of ~~[[the]]~~ a user in use.

6. **(Currently Amended)** The nasal cannula of Claim 1, wherein the second end of the ~~hollow-body~~ part is configured to be coupled to the conduit ~~using an elbow connector.~~

7. **(Currently Amended)** The nasal cannula of Claim 1, wherein the first end, the second end, and the two prongs of the prong part is made of a single piece of silicone.

8. **(Currently Amended)** The nasal cannula of Claim 1, wherein the ~~hollow-body~~ part is made of a rigid plastic material.

9. **(Currently Amended)** The nasal cannula of Claim 1, wherein the ~~hollow-body~~ part comprises a plurality of apertures configured to externally vent gases exhaled by the user through the nares of the user, the plurality of apertures facing away from a user's face in use.

10. **(Currently Amended)** A nasal cannula configured to deliver humidified gases to a user, the nasal cannula comprising:

a prong part comprising:

a prong part ~~hollow-body~~ having a first end with two openings, ~~and~~ a second end with a single opening, and an outer surface extending between the two openings of the first end and the single opening of the second end and having at least a curved user-side portion facing toward a user's face in use, the user-side portion curving inwardly toward an interior of the prong part body; and

two prongs extending from and integrally formed with the first end of the prong part ~~hollow-body~~,

the prongs being spaced from each other and being shaped to fit within corresponding nares of ~~[[the]]~~ a user to deliver the gases thereto in use ~~to the user~~, and

the second end of the prong part ~~hollow-body~~ being ~~diametrically opposed~~ disposed opposite to the first end and being configured to receive the humidified gases.

11. **(Original)** The nasal cannula of Claim 10, wherein the prong part is made of silicone and is configured to be coupled to a more rigid body part.

12. **(Currently Amended)** The nasal cannula of Claim 10 further comprising a hollow body part having a first end and a second end, wherein the second end of the prong part is configured to be connected to the first end of the hollow-body part, the second end of the hollow body part being configured to be coupled to a conduit configured to supply humidified gases to the nasal cannula, and air flowing through the body part being in the same direction as the prongs extend from the prong part ~~hollow-body~~, the body part further comprising an outer surface having at least a curved user-side portion facing toward the user's face in use, the user-side portion curving inward toward an interior of the body part.

13. **(Original)** The nasal cannula of Claim 12, wherein the prong part is made of silicone and the body part is made of a more rigid plastic material.

14. **(Canceled)** ~~The nasal cannula of Claim 12, wherein the second end of the body part is configured to be coupled to the conduit using an elbow connector.~~

15. **(Currently Amended)** The nasal cannula of Claim 12, wherein the body part comprises a plurality of apertures configured to externally vent gases exhaled ~~by the user~~ through [[the ]]nares of [[the]]a user in use, the plurality of apertures facing away from a user's face in use.

24583445

## Applicant Initiated Interview Request Form

Application No.: 14/333134 First Named Applicant: Alastair Edwin McAuley  
 Examiner: Annette Dixon Art Unit: 3778 Status of Application: Pending

**Tentative Participants:**

(1) Michael A. Guiliana, Esq. (2) \_\_\_\_\_  
 (3) \_\_\_\_\_ (4) \_\_\_\_\_

Proposed Date of Interview: November 10, 2016 Proposed Time: 10AM (☉AM☉PM)

**Type of Interview Requested:**

(1)  Telephonic (2)  Personal (3)  Video Conference

Exhibit To Be Shown or Demonstrated:  YES  NO

If yes, provide brief description: Commercial version of embodiment will be shown

### Issues To Be Discussed

Issues (Rej., Obj., etc)	Claims/ Fig. #s	Prior Art	Discussed	Agreed	Not Agreed
(1) <u>102(e/a),103(a)</u>	<u>1,3,6,8-10,12,14,15</u>	<u>Stenzler/Gradon</u>	<input type="checkbox"/>	<input type="checkbox"/>	<input type="checkbox"/>
(2) <u>103(a)</u>	<u>4,7,11,13</u>	<u>Stenzler/Gradon/Kopala</u>	<input type="checkbox"/>	<input type="checkbox"/>	<input type="checkbox"/>
(3) <u>103(a)</u>	<u>5</u>	<u>Stenzler/Gradon/Chi</u>	<input type="checkbox"/>	<input type="checkbox"/>	<input type="checkbox"/>
(4) _____	_____	_____	<input type="checkbox"/>	<input type="checkbox"/>	<input type="checkbox"/>

Continuation Sheet Attached  Proposed Amendment or Arguments Attached

Brief Description of Arguments to be Presented: \_\_\_\_\_

An interview was conducted on the above-identified application on \_\_\_\_\_

**NOTE:** This form should be completed and filed by applicant in advance of the interview (see MPEP § 713.01). If this form is signed by a registered practitioner not of record, the Office will accept this as an indication that he or she is authorized to conduct an interview on behalf of the principal (37 CFR 1.32(a)(3)) pursuant to 37 CFR 1.34. This is not a power of attorney to any above named practitioner. See the Instruction Sheet for this form, which is incorporated by reference. By signing this form, applicant or practitioner is certifying that he or she has read the Instruction Sheet. After the interview is conducted, applicant is advised to file a statement of the substance of this interview (37 CFR 1.133(b)) as soon as possible. This application will not be delayed from issue because of applicant's failure to submit a written record of this interview.

/Michael Guiliana/  
 Applicant/Applicant's Representative Signature

Michael A. Guiliana  
 Typed/Printed Name of Applicant or Representative

42,611  
 Registration Number, if applicable

\_\_\_\_\_  
 Examiner/SPE Signature

949-760-0404  
 Applicant's/Applicant's Representative's Telephone Number

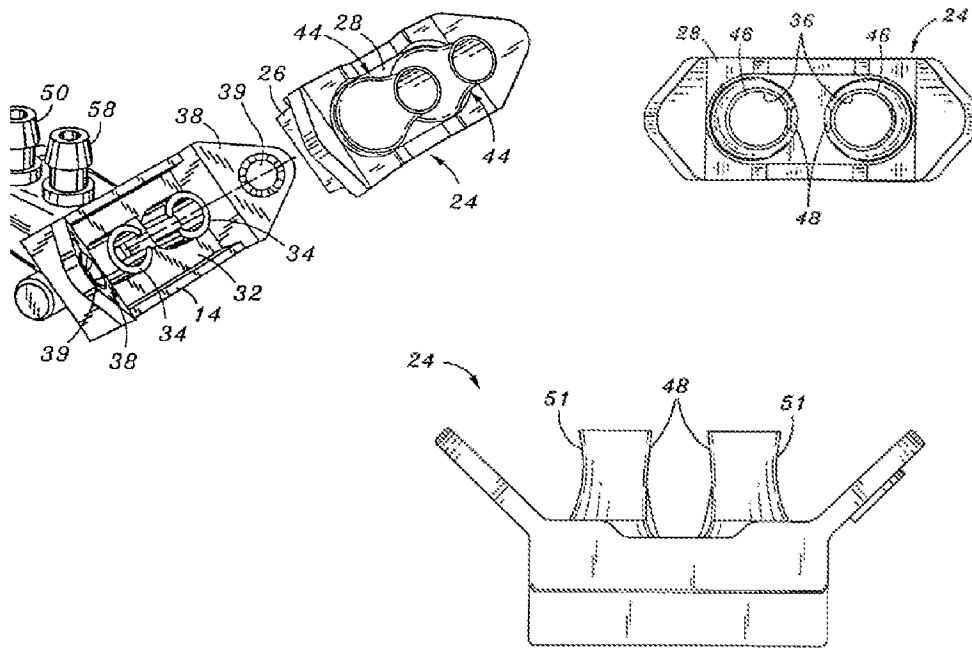
This collection of information is required by 37 CFR 1.133. The information is required to obtain or retain a benefit by the public which is to file (and by the USPTO to process) an application. Confidentiality is governed by 35 U.S.C. 122 and 37 CFR 1.11 and 1.14. This collection is estimated to take 24 minutes to complete, including gathering, preparing, and submitting the completed application form to the USPTO. Time will vary depending upon the individual case. Any comments on the amount of time you require to complete this form and/or suggestions for reducing this burden, should be sent to the Chief Information Officer, U.S. Patent and Trademark Office, U.S. Department of Commerce, P.O. Box 1450, Alexandria, VA 22313-1450. **DO NOT SEND FEES OR COMPLETED FORMS TO THIS ADDRESS.**

*If you need assistance in completing the form, call 1-800-PTO-9199 and select option 2.*

**PROPOSED INTERVIEW AGENDA FOR 14/333,134**

Claims 1-3, 6, 8-10, 12, 14, and 15 are not Anticipated or Rendered Obvious by either one or the Proposed Combination of Stenzler and Gradon

Stenzler teaches a breathing apparatus with a multi-part assembly having two nostril engaging stems projecting upwardly from a flange. Both of the stems include upper ends with openings that are directed into the user's nostrils during use. The stems also include lower ends that are attached to the flange, as shown in Figures 2, 3, and 6 of Stenzler (below).



As shown above, Stenzler fails to teach a nasal cannula with a prong part body having a first end with two openings, and a second end with a single opening, and two prongs extending from the two openings, respectively and integrally formed with the first end and the second end and with a first portion facing toward a user in use and comprising a curved segment disposed between the first and second ends and curving inwardly toward an interior of the prong part body, and a body part having a first end and a second end, with an outer surface having at least a user-side portion facing toward a user's face in use, the user-side portion comprising a curved part curving inward toward an interior of the body part.



Gradon is cited in the Office Action as teaching the delivery of humidified gas, but does not rectify the failures of Stenzler.

In contrast, per the attached proposed amendments, Claims 1 and 10 would recite the following, (markings showing changes proposed, included for the Examiner's convenience):

1. **(Currently Amended) (Currently Amended)** A nasal cannula configured to deliver humidified gases to a user, the nasal cannula comprising:

a prong part comprising a prong part ~~hollow~~-body having a first end with two openings, and a second end with a single opening, and two prongs extending from the two openings, respectively and integrally formed with the first end and the second end, the two prongs spaced from each other and shaped to fit within nares of [[the]]a user in use, and the second end disposed opposite the first end along a central axis extending through the first and second ends, the prong part body comprising an outer surface extending around the central axis and between the first and second ends, the outer surface having at least a first portion and a second portion, the first portion facing toward a user's face in use and the second portion facing away from a user's face in use, the first portion comprising a curved segment disposed between the first and second ends and curving inwardly toward an interior of the prong part body; and

a ~~hollow~~-body part having a first end and a second end, wherein the second end of the prong part body is configured to be connected to the first end of the ~~hollow~~-body part, and the second end of the ~~hollow~~-body part is configured to be coupled to a conduit configured to supply humidified gases to the nasal cannula, the body part further comprising an outer surface having at least a user-side portion facing toward a user's face in use, the user-side portion comprising a curved part, curving inward toward an interior of the body part.

10. **(Currently Amended)** A nasal cannula configured to deliver humidified gases to a user, the nasal cannula comprising:

a prong part comprising:

a prong part ~~hollow~~-body having a first end with two openings, ~~and~~ a second end with a single opening, and an outer surface extending between the two

openings of the first end and the single opening of the second end and having at least a curved user-side portion facing toward a user's face in use, the user-side portion curving inwardly toward an interior of the prong part body; and

two prongs extending from and integrally formed with the first end of the prong part ~~hollow~~ body,

the prongs being spaced from each other and being shaped to fit within corresponding nares of ~~[[the]]~~ a user to deliver the gases thereto in use ~~to the user~~, and

the second end of the prong part ~~hollow~~ body being ~~diametrically opposed~~ disposed opposite to the first end and being configured to receive the humidified gases.

Non-limiting embodiments of Claim 1 and 10 are illustrated in Figures 9 and 12 below.

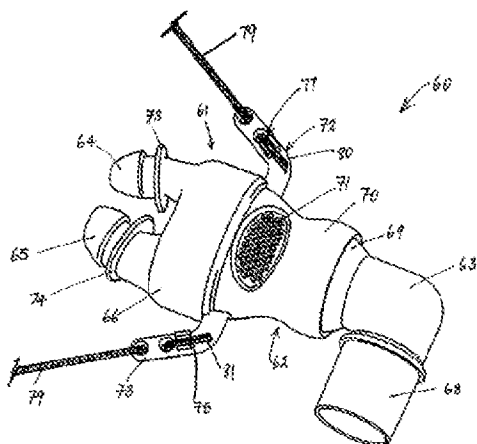
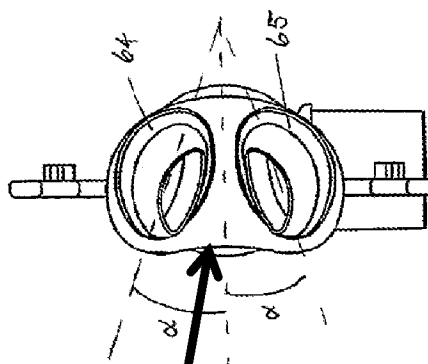


Figure 9



curving inwardly toward an interior of the prong part body

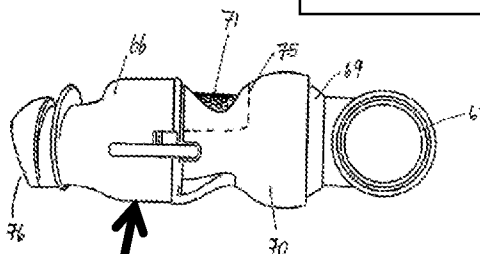
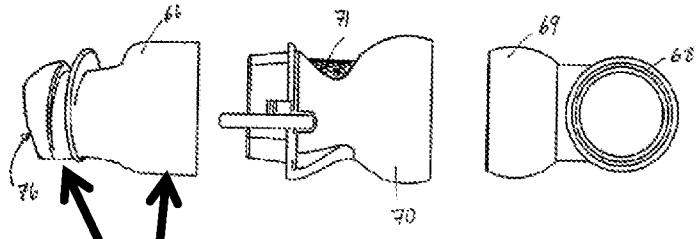


Figure 10

curving inwardly toward an interior of the prong part body



Integrally Formed  
Paragraph [0048]

## PROPOSED AMENDMENTS

1. **(Currently Amended)** A nasal cannula configured to deliver humidified gases to a user, the nasal cannula comprising:

a prong part comprising a prong part hollow-body having a first end with two openings, and a second end with a single opening, and two prongs extending from the two openings, respectively and integrally formed with the first end and the second end, the two prongs spaced from each other and shaped to fit within nares of [[the]]a user in use, and the second end disposed opposite the first end along a central axis extending through the first and second ends, the prong part body comprising an outer surface extending around the central axis and between the first and second ends, the outer surface having at least a first portion and a second portion, the first portion facing toward a user's face in use and the second portion facing away from a user's face in use, the first portion comprising a curved segment disposed between the first and second ends and curving inwardly toward an interior of the prong part body; and

a ~~hollow-body~~ part having a first end and a second end, wherein the second end of the prong part body is configured to be connected to the first end of the ~~hollow-body~~ part, and the second end of the ~~hollow-body~~ part is configured to be coupled to a conduit configured to supply humidified gases to the nasal cannula, the body part further comprising an outer surface having at least a user-side portion facing toward a user's face in use, the user-side portion comprising a curved part, curving inward toward an interior of the body part.

2. **(Currently Amended)** The nasal cannula of Claim 1, wherein the second end of the ~~hollow-body~~ part is ~~diametrically opposed~~disposed opposite to the first end of the ~~hollow-body~~ part and, when the prong part is connected to the ~~hollow-body~~ part, each of the two prongs extend from the prong part along [[an]]a first axis that is substantially parallel to [[an]]a second axis extending from the first end of the ~~hollow-body~~ part to the second end of the ~~hollow-body~~ part.

3. **(Currently Amended)** The nasal cannula of Claim 1 further comprising first and second headgear extensions on the body part and a headgear strap coupled to the ~~hollow-body~~ part at the first and second headgear extensions, the first and second headgear extensions being disposed on left and right sides of the user-side portion respectively.

4. **(Currently Amended)** The nasal cannula of Claim 1, wherein the two prongs are angled toward each other and toward the central axis, the two prongs having a first side adjacent the first portion and a second side adjacent the second portion, the first sides of the two prongs being disposed further apart than the second sides of the two prongs.

5. **(Currently Amended)** The nasal cannula of Claim 1, wherein each of the two prongs comprises a flange proximate, but spaced from, its end, wherein the flange is configured to cause sealing of the respective prong in an associated nare of ~~[[the]]~~ a user in use.

6. **(Currently Amended)** The nasal cannula of Claim 1, wherein the second end of the ~~hollow~~ body part is configured to be coupled to the conduit ~~using an elbow connector.~~

7. **(Currently Amended)** The nasal cannula of Claim 1, wherein the first end, the second end, and the two prongs of the prong part is made of a single piece of silicone.

8. **(Currently Amended)** The nasal cannula of Claim 1, wherein the ~~hollow~~ body part is made of a rigid plastic material.

9. **(Currently Amended)** The nasal cannula of Claim 1, wherein the ~~hollow~~ body part comprises a plurality of apertures configured to externally vent gases exhaled by the user through the nares of the user, the plurality of apertures facing away from a user's face in use.

10. **(Currently Amended)** A nasal cannula configured to deliver humidified gases to a user, the nasal cannula comprising:

a prong part comprising:

a prong part ~~hollow~~ body having a first end with two openings, ~~and~~ a second end with a single opening, and an outer surface extending between the two openings of the first end and the single opening of the second end and having at least a curved user-side portion facing toward a user's face in use, the user-side portion curving inwardly toward an interior of the prong part body; and

two prongs extending from and integrally formed with the first end of the prong part ~~hollow~~ body,

the prongs being spaced from each other and being shaped to fit within corresponding nares of ~~[[the]]~~ a user to deliver the gases thereto in use ~~to the user,~~ and

the second end of the prong part ~~hollow~~ body being ~~diametrically opposed~~ disposed opposite to the first end and being configured to receive the humidified gases.

11. **(Original)** The nasal cannula of Claim 10, wherein the prong part is made of silicone and is configured to be coupled to a more rigid body part.

12. **(Currently Amended)** The nasal cannula of Claim 10 further comprising a ~~hollow~~ body part having a first end and a second end, wherein the second end of the prong part is configured to be connected to the first end of the ~~hollow~~ body part, the second end of the ~~hollow~~ body part being configured to be coupled to a conduit configured to supply humidified gases to the nasal cannula, and air flowing through the body part being in the same direction as the prongs extend from the prong part ~~hollow-body~~, the body part further comprising an outer surface having at least a curved user-side portion facing toward the user's face in use, the user-side portion curving inward toward an interior of the body part.

13. **(Original)** The nasal cannula of Claim 12, wherein the prong part is made of silicone and the body part is made of a more rigid plastic material.

14. **(Canceled)** ~~The nasal cannula of Claim 12, wherein the second end of the body part is configured to be coupled to the conduit using an elbow connector.~~

15. **(Currently Amended)** The nasal cannula of Claim 12, wherein the body part comprises a plurality of apertures configured to externally vent gases exhaled ~~by the user~~ through [[the ]]nares of [[the]]a user in use, the plurality of apertures facing away from a user's face in use.

24583445

## Electronic Acknowledgement Receipt

<b>EFS ID:</b>	27437659
<b>Application Number:</b>	14333134
<b>International Application Number:</b>	
<b>Confirmation Number:</b>	6841
<b>Title of Invention:</b>	BREATHING ASSISTANCE APPARATUS
<b>First Named Inventor/Applicant Name:</b>	Alastair Edwin McAuley
<b>Customer Number:</b>	20995
<b>Filer:</b>	Michael A. Guiliana/Jennifer Neat
<b>Filer Authorized By:</b>	Michael A. Guiliana
<b>Attorney Docket Number:</b>	FPHCR.112C1
<b>Receipt Date:</b>	07-NOV-2016
<b>Filing Date:</b>	16-JUL-2014
<b>Time Stamp:</b>	19:03:03
<b>Application Type:</b>	Utility under 35 USC 111(a)

### Payment information:

Submitted with Payment	no
------------------------	----

### File Listing:

Document Number	Document Description	File Name	File Size(Bytes)/ Message Digest	Multi Part /.zip	Pages (if appl.)
1	Letter Requesting Interview with Examiner	FPHCR112C1_Interview_Request.pdf	833733 <small>cec3548fdd04be46506c8f4a541e5b38bfe025a7</small>	no	8

### Warnings:

RMD

<b>Information:</b>	
<b>Total Files Size (in bytes):</b>	833733
<p><b>This Acknowledgement Receipt evidences receipt on the noted date by the USPTO of the indicated documents, characterized by the applicant, and including page counts, where applicable. It serves as evidence of receipt similar to a Post Card, as described in MPEP 503.</b></p> <p><b><u>New Applications Under 35 U.S.C. 111</u></b>  <b>If a new application is being filed and the application includes the necessary components for a filing date (see 37 CFR 1.53(b)-(d) and MPEP 506), a Filing Receipt (37 CFR 1.54) will be issued in due course and the date shown on this Acknowledgement Receipt will establish the filing date of the application.</b></p> <p><b><u>National Stage of an International Application under 35 U.S.C. 371</u></b>  <b>If a timely submission to enter the national stage of an international application is compliant with the conditions of 35 U.S.C. 371 and other applicable requirements a Form PCT/DO/EO/903 indicating acceptance of the application as a national stage submission under 35 U.S.C. 371 will be issued in addition to the Filing Receipt, in due course.</b></p> <p><b><u>New International Application Filed with the USPTO as a Receiving Office</u></b>  <b>If a new international application is being filed and the international application includes the necessary components for an international filing date (see PCT Article 11 and MPEP 1810), a Notification of the International Application Number and of the International Filing Date (Form PCT/RO/105) will be issued in due course, subject to prescriptions concerning national security, and the date shown on this Acknowledgement Receipt will establish the international filing date of the application.</b></p>	





UNITED STATES PATENT AND TRADEMARK OFFICE

UNITED STATES DEPARTMENT OF COMMERCE
United States Patent and Trademark Office
Address: COMMISSIONER FOR PATENTS
P.O. Box 1450
Alexandria, Virginia 22313-1450
www.uspto.gov

Table with 5 columns: APPLICATION NO., FILING DATE, FIRST NAMED INVENTOR, ATTORNEY DOCKET NO., CONFIRMATION NO.
14/333,134 07/16/2014 Alastair Edwin McAuley FPHCR.112C1 6841

20995 7590 09/30/2016
KNOBBE MARTENS OLSON & BEAR LLP
2040 MAIN STREET
FOURTEENTH FLOOR
IRVINE, CA 92614

EXAMINER

DIXON, ANNETTE FREDRICKA

ART UNIT PAPER NUMBER

3778

NOTIFICATION DATE DELIVERY MODE

09/30/2016

ELECTRONIC

Please find below and/or attached an Office communication concerning this application or proceeding.

The time period for reply, if any, is set in the attached communication.

Notice of the Office communication was sent electronically on above-indicated "Notification Date" to the following e-mail address(es):

jayna.cartee@knobbe.com
efiling@knobbe.com



### DETAILED ACTION

1. Primary Examiner acknowledges Claims 1-15 are pending in this application as originally filed on July 16, 2014.
2. The present application is being examined under the pre-AIA first to invent provisions.

#### ***Information Disclosure Statement***

3. The listing of references in the specification is not a proper information disclosure statement. 37 CFR 1.98(b) requires a list of all patents, publications, or other information submitted for consideration by the Office, and MPEP § 609.04(a) states, "the list may not be incorporated into the specification but must be submitted in a separate paper." Therefore, unless the references have been cited by the examiner on form PTO-892, they have not been considered.

#### ***Claim Rejections - 35 USC § 102/103***

4. The following is a quotation of the appropriate paragraphs of pre-AIA 35 U.S.C. 102 that form the basis for the rejections under this section made in this Office action:

A person shall be entitled to a patent unless –

(a) the invention was known or used by others in this country, or patented or described in a printed publication in this or a foreign country, before the invention thereof by the applicant for a patent.

(e) the invention was described in (1) an application for patent, published under section 122(b), by another filed in the United States before the invention by the applicant for patent or (2) a patent granted on an application for patent by another filed in the United States before

Art Unit: 3778

the invention by the applicant for patent, except that an international application filed under the treaty defined in section 351(a) shall have the effects for purposes of this subsection of an application filed in the United States only if the international application designated the United States and was published under Article 21(2) of such treaty in the English language.

5. The following is a quotation of pre-AIA 35 U.S.C. 103(a) which forms the basis for all obviousness rejections set forth in this Office action:

(a) A patent may not be obtained though the invention is not identically disclosed or described as set forth in section 102, if the differences between the subject matter sought to be patented and the prior art are such that the subject matter as a whole would have been obvious at the time the invention was made to a person having ordinary skill in the art to which said subject matter pertains. Patentability shall not be negated by the manner in which the invention was made.

6. Claims 1-3, 6, 8-10, 12, 14, and 15 are rejected under pre-AIA 35 U.S.C. 102 (e/a) as anticipated by Stenzler et al. (2003/0200970) or, in the alternative, under pre-AIA 35 U.S.C. 103(a) as obvious over Stenzler et al. (2003/0200970) in view of Gradon et al. (6,272,933).

As to Claims 1 and 12, Stenzler discloses a nasal cannula (Figure 2) configured to deliver humidified gases to a user, the nasal cannula (Figure 2), comprising: a prong part (24) comprising a hollow body (Figure 4) having a first end (28) and a second end (26) and two prongs (44) from an integrally formed ("extending therethrough" Paragraph 0027; "nostril-engaging stems 44 are unitarily formed (i.e. molded) with the nose end 28" Paragraph 0029) with the first end (26), the prongs (44) spaced from each other and shaped to fit within nares of the user ("a pair of outwardly extending nostril engaging stems 44" Paragraph 0027), and the second end (28) disposed opposite the first end along a central axis extending through the first and second ends (26/28); and a hollow body part (12) having a first end (32) and a second end (18), wherein the second end (26) of the prong part (24) is configured to be connected to the first end (32) of the hollow body part (12), and the second end (18) of the hollow body part (12) is

Art Unit: 3778

configured to be coupled to a conduit (20, via 68/70) configured to supply humidified gases to the nasal cannula. Regarding the humidified gas limitation, this is a recitation of intended use. Applicant is reminded, while claims may be recited either structurally or functionally, claims directed to an apparatus must be distinguished from the prior art in terms of structure rather than function alone. Consequently, Primary Examiner maintains that the device of Stenzler is inherently suitable for delivering humidified gases to the patient. However, should Applicant respectfully disagree, Primary Examiner has provided Gradon et al. (6,272,933), which unequivocally teaches the application of humidified gases (via 4) to a patient interface (16) for providing humidified gas to the patient (Abstract). Therefore it would have been obvious to one having ordinary skill in the art to modify the gas source of Stenzler to expressly disclose the usage of a humidifier as aught by Gradon for the purpose of supplying humidified gases to the user.

As to Claims 2 and 10, Stenzler discloses the second end (18) of the hollow body part (12) is diametrically opposed to the first end (32) of the hollow body part (12), when the prong part (24) is connected to the hollow body part (12), each of the two prongs (44) extend from the prong part (24) along an axis that is substantially parallel to an axis extending from the first end (32) of the hollow body part (12) to the second end (18) of the hollow body part (12). (Figures 2 and 4).

As to Claim 3, Stenzler discloses the headgear strap (via 39) coupled to the hollow body part (12). (Paragraph 0028).

As to Claims 6 and 14, Stenzler discloses the second end (18) of the hollow body part (12) is configured to be coupled to the conduit (20) using an elbow connector (defined by the combination of 68/70).

As to Claim 8, Stenzler discloses the hollow body part (12) is made of a rigid plastic material ("rigid polymer/plastic material" Paragraph 0025).

As to Claims 9 and 15, Stenzler discloses the hollow body part (12) comprises a plurality of apertures (50/58) configured to vent gases exhaled by the user through the nares of the user.

### ***Claim Rejections - 35 USC § 103***

7. The following is a quotation of pre-AIA 35 U.S.C. 103(a) which forms the basis for all obviousness rejections set forth in this Office action:

(a) A patent may not be obtained though the invention is not identically disclosed or described as set forth in section 102, if the differences between the subject matter sought to be patented and the prior art are such that the subject matter as a whole would have been obvious at the time the invention was made to a person having ordinary skill in the art to which said subject matter pertains. Patentability shall not be negated by the manner in which the invention was made.

8. Claims 4, 7, 11, and 13 are rejected under pre-AIA 35 U.S.C. 103(a) as being unpatentable over Stenzler et al. (2003/0200970) in view of Gradon et al. (6,272,933), as applied to Claims 1, 10, and 12, and further in view of Kopala et al. (5,042,478).

As to Claims 7, 11, and 13, the modified Stenzler, specifically Stenzler discloses the hollow body part (12) is made of a rigid plastic material ("rigid polymer/plastic material" Paragraph 0025). Additionally, Stenzler discloses the prong part is "formed from an elastic polymer material, softer than then polymer material of the apparatus body 12" (Paragraph 0027). Yet, Stenzler does not expressly disclose the material

Art Unit: 3778

composition of the prong part of Stenzler. Kopala teaches a nasal interface "made of a flexible material, such as silicone rubber...[for the purpose of being] sufficiently pliant to easily conform to the nares." (Column 6, Lines 60-65). Therefore, it would have been obvious to one having ordinary skill in the art to modify the material composition of the prong part of the modified Stenzler, to be made of silicone as taught by Kopala for the purpose of providing conformability to the nares of the user.

As to Claim 4, Kopala teaches the orientation of the nasal prongs angled to each other to provide conformability to the nose (Figures 5-9B).

9. Claim 5 is rejected under pre-AIA 35 U.S.C. 103(a) as being unpatentable over Stenzler et al. (2003/0200970) in view of Gradon et al. (6,272,933), as applied to Claim 1, and further in view of Chi (6,484,725).

As to Claim 5, the modified Stenzler, specifically Stenzler discloses the prong part; yet does not expressly disclose the use of a flange. Chi teaches a nasal interface having a plurality of flanges (12) spaced away from the end of the nasal interface for the purpose of sealing the prong within the nares of the user. (Abstract, Figures 6 and 7, and Column 2, Lines 25-30). Therefore, it would have been obvious to one having ordinary skill in the art to modify the prong part of the modified Stenzler to include a flange as taught by Chi for the purpose of sealing the prong part into the nose of the user.

***Conclusion***

10. The following is NOT prior art made of record but is considered pertinent to applicant's disclosure. Thomlinson et al. (2005/011524) discloses a multi part hollow body nasal assembly.

Any inquiry concerning this communication or earlier communications from the examiner should be directed to ANNETTE DIXON whose telephone number is (571)272-3392. The examiner can normally be reached on Monday thru Friday 0630 to 1500.

If attempts to reach the examiner by telephone are unsuccessful, the examiner's supervisor, Jackie Ho can be reached on (571) 272-4696. The fax phone number for the organization where this application or proceeding is assigned is 571-273-8300.



Information regarding the status of an application may be obtained from the Patent Application Information Retrieval (PAIR) system. Status information for published applications may be obtained from either Private PAIR or Public PAIR. Status information for unpublished applications is available through Private PAIR only. For more information about the PAIR system, see <http://pair-direct.uspto.gov>. Should you have questions on access to the Private PAIR system, contact the Electronic Business Center (EBC) at 866-217-9197 (toll-free). If you would like assistance from a USPTO Customer Service Representative or access to the automated information system, call 800-786-9199 (IN USA OR CANADA) or 571-272-1000.

Annette F Dixon  
Primary Examiner  
Art Unit 3778

/ANNETTE DIXON/  
Primary Examiner, Art Unit 3778

<b>Notice of References Cited</b>	Application/Control No. 14/333,134	Applicant(s)/Patent Under Reexamination MCAULEY ET AL.	
	Examiner ANNETTE DIXON	Art Unit 3778	Page 1 of 1

**U.S. PATENT DOCUMENTS**

*		Document Number Country Code-Number-Kind Code	Date MM-YYYY	Name	CPC Classification	US Classification
*	A	US-2005/0011524 A1	01-2005	Thomlinson, Marguerite	A61M16/0666	128/207.18
*	B	US-2003/0200970 A1	10-2003	Stenzler, Alex	A61M16/0666	128/207.18
*	C	US-5,042,478 A	08-1991	Kopala; John A.	A61M16/0666	128/204.18
*	D	US-6,484,725 B1	11-2002	Chi; Min Hung	A63B33/00	128/206.11
*	E	US-6,272,933 B1	08-2001	Gradon; Lewis George	A61M16/1095	128/203.16
	F	US-				
	G	US-				
	H	US-				
	I	US-				
	J	US-				
	K	US-				
	L	US-				
	M	US-				

**FOREIGN PATENT DOCUMENTS**

*		Document Number Country Code-Number-Kind Code	Date MM-YYYY	Country	Name	CPC Classification
	N					
	O					
	P					
	Q					
	R					
	S					
	T					

**NON-PATENT DOCUMENTS**

*		Include as applicable: Author, Title Date, Publisher, Edition or Volume, Pertinent Pages)
	U	
	V	
	W	
	X	

\*A copy of this reference is not being furnished with this Office action. (See MPEP § 707.05(a).)  
Dates in MM-YYYY format are publication dates. Classifications may be US or foreign.

<b>INFORMATION DISCLOSURE STATEMENT BY APPLICANT</b>	Application No.	14/333134	
	Filing Date	July 16, 2014	
	First Named Inventor	Alastair Edwin McAuley	
	Art Unit	3771	
<i>(Multiple sheets used when necessary)</i>		Examiner	Unassigned
SHEET 1 OF 2		Attorney Docket No.	FPHCR.112C1

U.S. PATENT DOCUMENTS					
Examiner Initials	Cite No.	Document Number <i>Number - Kind Code (if known)</i> Example: 1,234,567 B1	Publication Date MM-DD-YYYY	Name of Patentee or Applicant	Pages, Columns, Lines Where Relevant Passages or Relevant Figures Appear
	1	4,367,735	01-11-1983	Dali	
	2	4,753,233	06-28-1988	Grimes	
	3	4,782,832	11-08-1988	Trimble et al.	
	4	4,915,105	04-10-1990	Lee	
	5	5,113,857	05-19-1992	Dickerman et al.	
	6	5,148,802	09-22-1992	Sanders et al.	
	7	5,245,995	09-21-1993	Sullivan et al.	
	8	5,269,296	12-14-1993	Landis	
	9	5,477,852	12-26-1995	Landis et al.	
	10	5,533,506	07-09-1996	Wood	
	11	5,595,174	01-21-1997	Gwaltney.	
	12	5,921,239	07-13-1999	McCall et al.	
	13	6,298,850	10-09-2001	Argraves .	
	14	6,431,172	08-13-2002	Bordewick	
	15	6,439,234	08-27-2002	Curti et al.	
	16	6,478,026	11-12-2002	Wood	
	17	6,561,188	08-13-2003	Ellis	
	18	6,588,424	07-08-2003	Bardel	
	19	6,637,434	10-28-2003	Noble	
	20	6,644,315	10-28-2003	Noble	
	21	6,651,658	11-25-2003	Hill et al.	
	22	6,679,265	01-20-2004	Strickland et al.	
	23	7,096,864	08-29-2006	Mayer et al.	
	24	7,201,169	04-10-2007	Wilkie et al.	
	25	7,207,333	04-24-2007	Tohara	
	26	7,210,481	05-01-2007	Lovell et .	
	27	2002/0053347	05-09-2002	Ziaee	
	28	2002/0059935	05-23-2002	Wood.	

Examiner Signature	/Annette Dixon/ (09/27/2016)	Date Considered
--------------------	------------------------------	-----------------

\*Examiner: Initial if reference considered, whether or not citation is in conformance with MPEP 609. Draw line through citation if not in conformance and not considered. Include copy of this form with next communication to applicant.

<b>INFORMATION DISCLOSURE STATEMENT BY APPLICANT</b>	Application No.	14/333134
	Filing Date	July 16, 2014
	First Named Inventor	Alastair Edwin McAuley
	Art Unit	3771
<i>(Multiple sheets used when necessary)</i>	Examiner	Unassigned
SHEET 2 OF 2	Attorney Docket No.	FPHCR.112C1

U.S. PATENT DOCUMENTS					
Examiner Initials	Cite No.	Document Number <i>Number - Kind Code (if known)</i> Example: 1,234,567 B1	Publication Date MM-DD-YYYY	Name of Patentee or Applicant	Pages, Columns, Lines Where Relevant Passages or Relevant Figures Appear
	29	2002/0096178	07-25-2002	Ziaee	
	30	2003/0005933	01-09-2003	Izuchukwu	
	31	2003/0079749	05-01-2003	Strickland et al.	
	32	2003/0200970	10-30-2003	Stenzler et al.	
	33	2004/0226566	11-18-2004	Gunaratnam et al.	
	34	2005/0011524	01-20-2005	Thomlinson et al.	
	35	2005/0028822	02-10-2005	Sleeper et al.	
	36	2005/0205096	09-22-2005	Matula et al.	

FOREIGN PATENT DOCUMENTS						
Examiner Initials	Cite No.	Foreign Patent Document <i>Country Code-Number-Kind Code</i> Example: JP 1234567 A1	Publication Date MM-DD-YYYY	Name of Patentee or Applicant	Pages, Columns, Lines Where Relevant Passages or Relevant Figures Appear	T <sup>1</sup>
	37	WO 2001/041854	06-14-2001	Vapotherm, Inc.		
	38	WO 2002/074372	09-26-2002	The Government of the U.S.A./Secretary of the Department of Health and Human Services		

18970872

Examiner Signature /Annette Dixon/ (09/27/2016)	Date Considered
-------------------------------------------------	-----------------


\*Examiner: Initial if reference considered, whether or not citation is in conformance with MPEP 609. Draw line through citation if not in conformance and not considered. Include copy of this form with next communication to applicant.


**UNITED STATES PATENT AND TRADEMARK OFFICE**

UNITED STATES DEPARTMENT OF COMMERCE  
**United States Patent and Trademark Office**  
 Address: COMMISSIONER FOR PATENTS  
 P.O. Box 1450  
 Alexandria, Virginia 22313-1450  
 www.uspto.gov

**BIB DATA SHEET**
**CONFIRMATION NO. 6841**

SERIAL NUMBER	FILING or 371(c) DATE RULE	CLASS	GROUP ART UNIT	ATTORNEY DOCKET NO. FPHCR.112C1	
14/333,134	07/16/2014	128	3778		
<b>APPLICANTS</b> Fisher & Paykel Healthcare Limited, Auckland, NEW ZEALAND;					
<b>INVENTORS</b> Alastair Edwin McAuley, Dallas, TX; Craig Robert Prentice, Auckland, NEW ZEALAND; Oliver Gleeson, Auckland, NEW ZEALAND;					
<b>** CONTINUING DATA *****</b> This application is a CON of 10/598,026 10/18/2007 PAT 8783257 which is a 371 of PCT/NZ05/00023 02/18/2005					
<b>** FOREIGN APPLICATIONS *****</b> NEW ZEALAND 531332 02/23/2004 NEW ZEALAND 534606 08/06/2004					
<b>** IF REQUIRED, FOREIGN FILING LICENSE GRANTED **</b> 07/25/2014					
Foreign Priority claimed <input checked="" type="checkbox"/> Yes <input type="checkbox"/> No 35 USC 119(a-d) conditions met <input checked="" type="checkbox"/> Yes <input type="checkbox"/> No Verified and /ANNETTE FREDRICKA DIXON/ Acknowledged Examiner's Signature	<input type="checkbox"/> Met after Allowance Initials	<b>STATE OR COUNTRY</b> TX	<b>SHEETS DRAWINGS</b> 10	<b>TOTAL CLAIMS</b> 15	<b>INDEPENDENT CLAIMS</b> 2
<b>ADDRESS</b> KNOBBE MARTENS OLSON & BEAR LLP 2040 MAIN STREET FOURTEENTH FLOOR IRVINE, CA 92614 UNITED STATES					
<b>TITLE</b> BREATHING ASSISTANCE APPARATUS					
<b>FILING FEE RECEIVED</b> 1740	FEES: Authority has been given in Paper No. _____ to charge/credit DEPOSIT ACCOUNT No. _____ for following:		<input type="checkbox"/> All Fees <input type="checkbox"/> 1.16 Fees (Filing) <input type="checkbox"/> 1.17 Fees (Processing Ext. of time) <input type="checkbox"/> 1.18 Fees (Issue) <input type="checkbox"/> Other _____ <input type="checkbox"/> Credit		

<b>Index of Claims</b>  	<b>Application/Control No.</b> 14333134	<b>Applicant(s)/Patent Under Reexamination</b> MCAULEY ET AL.
	<b>Examiner</b> ANNETTE DIXON	<b>Art Unit</b> 3778

✓	<b>Rejected</b>
=	<b>Allowed</b>

-	<b>Cancelled</b>
÷	<b>Restricted</b>

N	<b>Non-Elected</b>
I	<b>Interference</b>

A	<b>Appeal</b>
O	<b>Objected</b>

Claims renumbered in the same order as presented by applicant
  CPA
  T.D.
  R.1.47

CLAIM		DATE							
Final	Original	09/27/2016							
	1	✓							
	2	✓							
	3	✓							
	4	✓							
	5	✓							
	6	✓							
	7	✓							
	8	✓							
	9	✓							
	10	✓							
	11	✓							
	12	✓							
	13	✓							
	14	✓							
	15	✓							

## EAST Search History

## EAST Search History (Prior Art)

Ref #	Hits	Search Query	DBs	Default Operator	Plurals	Time Stamp
		((nose nostril nasal nare cannula cannulae prong pillow)) and (elbow swivel swiveling) and (humid\$ hollow).clm. and 7	US-PGPUB; USPAT; USOCR; FPRS; EPO; JPO; DERWENT; IBM_TDB	OR	ON	2016/09/27 20:58
L1	106	gradon.in. and "128".clas.	US-PGPUB; USPAT; USOCR; FPRS; EPO; JPO; DERWENT; IBM_TDB	OR	ON	2016/09/27 20:12
L2	46	gradon.in. and "128".clas. and @ad<="20040223"	US-PGPUB; USPAT; USOCR; FPRS; EPO; JPO; DERWENT; IBM_TDB	OR	ON	2016/09/27 20:12
L6	43	((nose nostril nasal nare cannula cannulae) same silicone same flange) and ("128".clas.) and @ad<="20040223"	US-PGPUB; USPAT; USOCR; FPRS; EPO; JPO; DERWENT; IBM_TDB	OR	ON	2016/09/27 20:35
L7	1773	(paykel.as.) (mcauley.in. near alastair) (prentice.in. near craig) (gleeson.in. near oliver)	US-PGPUB; USPAT; USOCR; FPRS; EPO; JPO; DERWENT; IBM_TDB	OR	ON	2016/09/27 20:55
L8	23	((nose nostril nasal nare cannula cannulae prong pillow)) and (elbow swivel swiveling)).clm. and 7	US-PGPUB; USPAT; USOCR; FPRS; EPO; JPO; DERWENT; IBM_TDB	OR	ON	2016/09/27 20:55
L9	4	((nose nostril nasal nare cannula cannulae prong pillow)) and (elbow swivel swiveling) and (humid\$)).clm. and 7	US-PGPUB; USPAT; USOCR; FPRS; EPO; JPO; DERWENT; IBM_TDB	OR	ON	2016/09/27 20:56
L10	14	((nose nostril nasal nare cannula	US-PGPUB;	OR	ON	2016/09/27

		cannulae prong pillow)) and (elbow swivel swiveling) and (humid\$ hollow)).clm. and 7	USPAT; USOCR; FPRS; EPO; JPO; DERWENT; IBM_TDB			20:58
L11	1	((nose nostril nasal nare cannula cannulae prong pillow)) and (elbow swivel swiveling) and (humid\$ and hollow)).clm. and 7	US-PGPUB; USPAT; USOCR; FPRS; EPO; JPO; DERWENT; IBM_TDB	OR	ON	2016/09/27 20:58
L12	36	("20020053347"   "20020059935"   "20020096178"   "20030005933"   "20030079749"   "20030200970"   "20040226566"   "20050011524"   "20050028822"   "20050205096"   "4367735"   "4753233"   "4782832"   "4915105"   "5113857"   "5148802"   "5245995"   "5269296"   "5298850"   "5477852"   "5533506"   "5595174"   "5921239"   "6431172"   "6439234"   "6478026"   "6561188"   "6588424"   "6637434"   "6644315"   "6651658"   "6679265"   "7096864"   "7201169"   "7207333"   "7210481").PN.	US-PGPUB; USPAT	OR	ON	2016/09/27 21:03
L13	7	(US-20030200970-\$ or US-20050011524-\$).did. or (US-7201169-\$ or US-4919128-\$ or US-5042478-\$ or US-6484725-\$ or US-4782832-\$).did.	US-PGPUB; USPAT	OR	ON	2016/09/27 21:07
L14	8465	(128/204.18; 128/204.23; 128/205.25; 128/206.11; 128/207.13; 128/207.18; 128/858; 128/912; D24/110; D24/164).ccls.	US-PGPUB; USPAT	OR	ON	2016/09/27 21:08
L15	7891	(A61M16/06; A61M16/0616; A61M16/0633; A61M16/0666; A61M16/0683; A61M16/0825; A61M16/208; A61M2016/0661; A61M2210/0618; A61M2240/00; A63B2208/03; A63B33/00; Y10S128/912).cpc.	US-PGPUB; USPAT	OR	ON	2016/09/27 21:08
S1	58	("6637434"   "20020096178"   "6651658"   "7201169"   "5148802"   "5477852"   "6679265"   "5595174"   "6431172"   "4753233"   "20020053347"   "20050011524"   "5533506"   "5595174"   "20050028822"   "4367735"   "5113857"   "6298850"   "4915105"   "5245995"   "4782832"   "20030005933"   "20050205096"   "6478026"   "6561188"   "20040226566"   "20050028822"   "7207333"   "7210481").PN.	US-PGPUB; USPAT; USOCR; EPO; JPO; DERWENT; IBM_TDB	OR	ON	2011/08/09 14:20
S2	1171	("0007476"   "0077540"   "0396936"   "0428592"   "0443191"   "0603021"   "0701538"   "0718785"   "0759152"   "0812706"   "0838434"   "0853431"   "0855439"   "1109318"   "1125542"   "1155608"   "1158780"   "1162416"   "1176886"   "1192186"   "1206045"   "1221246"   "1270404"   "1322375"	US-PGPUB; USPAT; USOCR	OR	ON	2011/08/09 14:27



"1362766"	"1443820"	"1610793"
"1632449"	"1823094"	"20010023640"
"20010029954"	"20020059935"	
"20020162558"	"20040089303"	
"2016212"	"2057397"	"2062325"
"2100374"	"2122897"	"2185997"
"2237954"	"2241535"	"2245969"
"2248477"	"2254854"	"2259817"
"2300273"	"2335936"	"2376871"
"2376971"	"2408136"	"2493326"
"2526586"	"2540567"	"2625155"
"2663297"	"2672138"	"2693178"
"2693182"	"2693800"	"2702089"
"2735432"	"2751906"	"2763263"
"2792000"	"2818861"	"2837090"
"2868196"	"2902033"	"2917045"
"2931356"	"2931358"	"3013556"
"3042035"	"3117574"	"3288138"
"3315672"	"3330273"	"3357428"
"3362404"	"3481339"	"3508543"
"3513844"	"3516407"	"3566862"
"3568678"	"3584621"	"3640282"
"3670726"	"3683907"	"3707151"
"3725953"	"3731678"	"3739774"
"3741208"	"3747597"	"3766924"
"3794036"	"3799164"	"3834383"
"3840006"	"3850176"	"3856051"
"3858615"	"3861385"	"3863630"
"3867946"	"3874380"	"3889671"
"3902486"	"3903893"	"3905335"
"3905361"	"3961627"	"3972327"
"4018221"	"4036221"	"4050466"
"4056104"	"4062357"	"4077404"
"4077779"	"4090518"	PN. OR
("4106505"	"4114626"	"4151843"
"4154235"	"4156426"	"4167185"
"4178937"	"4201205"	"4210174"
"4216769"	"4221217"	"4226234"
"4231363"	"4235239"	"4239039"
"4248229"	"4249527"	"4249529"
"4266540"	"4267845"	"4270529"
"4273124"	"4278082"	"4284076"
"4312359"	"4327719"	"4334533"
"4337767"	"4347468"	"4354488"
"4367735"	"4369284"	"4406283"
"4412537"	"4414973"	"4417575"
"4421113"	"4422456"	"4430995"
"4446576"	"4454880"	"4458679"
"4465067"	"4469494"	"4477264"
"4478215"	"4491459"	"4493614"
"4506666"	"4537190"	"4538606"
"4549542"	"4570631"	"4572323"
"4587967"	"4593688"	"4601465"
"4614186"	"4617637"	"4630614"
"4637386"	"4648397"	"4648398"
"4655213"	"4660555"	"4665570"
"4674134"	"4676241"	"4683869"
"4686974"	"4699139"	"4706664"
"4707863"	"4736741"	"4742824"
"4753233"	"4768235"	"4770169"
"4773411"	"4774946"	"4782832"
"4790308"	"4793343"	"4799477"
"4799526"	"4801308"	"4807617"
"4811730"	"4818320"	"4821736"

"4823788"	"4826510"	"4830008"
"4836200"	"4838257"	"4840169"
"4850346"	"4856118"	"4859217"
"4899740"	"4915103"	"4915104"
"4915105"	"4915106"	"4919128"
"4925464"	"4938212"	"4944310"
"4960121"	"4967742"	"4968329"
"4971051"	"4971609"	"4989271"
"4996983"	"5000173"	"5003631"
"5003633"	"5011474"	"5018519"
"5022900"	"5024219"	"5024220"
"5025805"	"5029572")	PN. OR
("5038772"	"5042478"	"5046491"
"5062420"	"5065756"	"5074297"
"5074892"	"5087118"	"5093940"
"5105807"	"5109839"	"5112367"
"5113857"	"5114441"	"5117818"
"5121745"	"5127397"	"5134995"
"5137017"	"5138722"	"5139510"
"5146914"	"5148802"	"5161525"
"5181506"	"5188101"	"5199424"
"5222486"	"5226410"	"5243971"
"5245995"	"5265592"	"5265595"
"5267556"	"5268021"	"5269296"
"5271391"	"5284134"	"5299599"
"5305742"	"5331691"	"5333608"
"5334646"	"5335656"	"5335659"
"5343878"	"5349949"	"5365922"
"5366541"	"5372130"	"5375593"
"5385141"	"5390373"	"5394568"
"5396885"	"5398676"	"5400776"
"5400781"	"5413625"	"5417205"
"5425359"	"5429683"	"5437267"
"5438979"	"5477852"	"5485836"
"5485837"	"5490504"	"5495848"
"5507535"	"5509409"	"5511541"
"5513634"	"5513635"	"5517986"
"5522382"	"5526806"	"5533506"
"5535739"	"5540223"	"5560354"
"5568808"	"5570684"	"5592938"
"5593478"	"5595174"	"5617849"
"5626151"	"5636630"	"5645054"
"5645058"	"5647357"	"5657752"
"5660174"	"5662101"	"5665104"
"5682881"	"5687715"	"5704345"
"5704916"	"5706801"	"5715813"
"5724965"	"5727580"	"5730778"
"5740795"	"5740799"	"5746201"
"5752510"	"5752511"	"5775335"
"5794619"	"5807423"	"5814130"
"5814131"	"5820656"	"5827358"
"5848591"	"5874897"	"5884624"
"5890490"	"5891217"	"5893944"
"5896857"	"5906203")	PN. OR
("5912422"	"5921239"	"5928189"
"5931159"	"5966745"	"5975081"
"5988165"	"6000395"	"6001057"
"6006748"	"6010317"	"6010555"
"6012455"	"6019101"	"6028514"
"6029660"	"6029665"	"6044844"
"6050940"	"6051050"	"6056804"
"6068680"	"6076520"	"6091973"
"6098205"	"6112746"	"6119694"
"6123072"	"6143056"	"6152135"

		"6152137"   "6152991"   "6165133"   "6176538"   "6176897"   "6192886"   "6196223"   "6213955"   "6253778"   "6263874"   "6298850"   "6302107"   "6346139"   "6349724"   "6354293"   "6379312"   "6401487"   "6422240"   "6431172"   "6439234"   "6478026"   "6484725"   "6561193"   "6631718"   "D156060"   "D161337"   "D248497"   "D285496"   "D304384"   "D310431"   "D333015"   "D335322"   "D385960"   "D398987"   "D402755"   "D419658"   "D421298"   "D423096"   "D428987"   "RE35099"   "RE35339"   "RE36165").PN. OR ("2002/0053347"   "2002/0096178"   "2003/0005933"   "2004/0226566"   "2005/0011524"   "2005/0028822"   "2005/0205096"   "4367735"   "4753233"   "4782832"   "4915105"   "5113857"   "5148802"   "5245995"   "5477852"   "5533506"   "5595174"   "6298850"   "6431172"   "6478026"   "6561188"   "6637434"   "6651658"   "6679265"   "7201169"   "7207333"   "7210481").URPN.				
S3	61680	(((nasal nose nare) with (cannula prong)) cannula)	US-PGPUB; USPAT; USOCR	OR	ON	2011/08/09 15:16
S4	4158	(((nasal nose nare) with (cannula prong)) cannula) and "128".clas.	US-PGPUB; USPAT; USOCR	OR	ON	2011/08/09 15:16
S5	2375	(((nasal nose nare) with (cannula prong)) cannula) and "128".clas. and @ad<="20040223"	US-PGPUB; USPAT; USOCR	OR	ON	2011/08/09 15:16
S6	12	("20100252044"   "6626177"   "6581601"   "20070074724"   "20030200970"   "7578294"   "7874293"   "20040065330"   "5193532"   "20050011524"   "4915105"   "4782832").PN.	US-PGPUB; USPAT; USOCR	OR	ON	2011/08/09 15:41
S7	2453	angled with (prong cannula)	US-PGPUB; USPAT; USOCR; EPO; JPO; DERWENT; IBM_TDB	OR	ON	2011/08/10 09:30
S8	135	S7 and "128".clas.	US-PGPUB; USPAT; USOCR; EPO; JPO; DERWENT; IBM_TDB	OR	ON	2011/08/10 09:30
S9	71	S7 and "128".clas. and @ad<="20040223"	US-PGPUB; USPAT; USOCR; EPO; JPO; DERWENT; IBM_TDB	OR	ON	2011/08/10 09:30
S10	38	angled with (prong pillow cannula) with (nose nasal nare)	US-PGPUB; USPAT; USOCR;	OR	ON	2011/08/10 09:31

			EPO; JPO; DERWENT; IBM_TDB			
S11	3	S10 and "128".clas. and @ad<="20040223"	US-PGPUB; USPAT; USOCR; EPO; JPO; DERWENT; IBM_TDB	OR	ON	2011/08/10 09:31
S12	45	offset with (prong pillow cannula) with (nose nasal nare)	US-PGPUB; USPAT; USOCR; EPO; JPO; DERWENT; IBM_TDB	OR	ON	2011/08/10 09:51
S13	2	S12 and "128".clas. and @ad<="20040223"	US-PGPUB; USPAT; USOCR; EPO; JPO; DERWENT; IBM_TDB	OR	ON	2011/08/10 09:51
S14	4863	(prong pillow cannula) with (nose nasal nare)	US-PGPUB; USPAT; USOCR; EPO; JPO; DERWENT; IBM_TDB	OR	ON	2011/08/10 09:54
S15	809	S14 and "128".clas. and @ad<="20040223"	US-PGPUB; USPAT; USOCR; EPO; JPO; DERWENT; IBM_TDB	OR	ON	2011/08/10 09:54
S16	3188	(cannula ((prong pillow cannula) with (nose nasal nare))) same (replacable removable)	US-PGPUB; USPAT; USOCR; EPO; JPO; DERWENT; IBM_TDB	OR	ON	2011/08/10 12:12
S17	150	S16 and "128".clas. and @ad<="20040223"	US-PGPUB; USPAT; USOCR; EPO; JPO; DERWENT; IBM_TDB	OR	ON	2011/08/10 12:12
S18	984	((((prong pillow cannula) with (nose nasal nare))) and (replacable removable interchangeable))	US-PGPUB; USPAT; USOCR; EPO; JPO; DERWENT; IBM_TDB	OR	ON	2011/08/10 12:15
S19	125	S18 and "128".clas. and @ad<="20040223"	US-PGPUB; USPAT; USOCR; EPO; JPO; DERWENT; IBM_TDB	OR	ON	2011/08/10 12:15
S20	4276	((((prong cannula) with (nose nasal nare)))	US-PGPUB; USPAT; USOCR;	OR	ON	2011/08/10 12:17

			EPO; JPO; DERWENT; IBM_TDB			
S21	720	S20 and "128".clas. and @ad<="20040223"	US-PGPUB; USPAT; USOCR; EPO; JPO; DERWENT; IBM_TDB	OR	ON	2011/08/10 12:17
S22	108	("0443191"   "0718785"   "0838434"   "1192186"   "1221246"   "1270404"   "1443820"   "1610793"   "2100374"   "2702089"   "2792000"   "3731678"   "3902486").PN. OR ("4915105").URPN.	US-PGPUB; USPAT; USOCR	OR	ON	2011/08/10 12:27
S23	2252	(mcualey prentice gleeson).in.	US-PGPUB; USPAT; USOCR; EPO; JPO; DERWENT; IBM_TDB	OR	ON	2011/08/10 16:03
S24	18	(mcualey prentice gleeson).in. near (alastair craig oliver)	US-PGPUB; USPAT; USOCR; EPO; JPO; DERWENT; IBM_TDB	OR	ON	2011/08/10 16:03
S25	2	(((((prong cannula) and (nose nasal nare))))).clm. and S24	US-PGPUB; USPAT; USOCR; EPO; JPO; DERWENT; IBM_TDB	OR	ON	2011/08/10 16:04
S26	2312	((128/207.18) or (128/206.21) or (128/207.13) or (128/206.11) or (128/206.18) or (128/203.22)).CCLS.	US-PGPUB; USPAT; USOCR; EPO; JPO; DERWENT; IBM_TDB	OR	OFF	2011/08/10 16:06
S27	625	(((((prong cannula) and (nose nasal nare)))) and S26	US-PGPUB; USPAT; USOCR; EPO; JPO; DERWENT; IBM_TDB	OR	ON	2011/08/10 16:06
S28	6966	((128/200.24) or (128/200.26) or (128/203.12) or (128/203.15) or (128/203.16) or (128/203.17) or (128/205.25) or (128/206.21)).CCLS.	US-PGPUB; USPAT; USOCR; EPO; JPO; DERWENT; IBM_TDB	OR	OFF	2011/08/10 16:08
S29	1022	(((((prong cannula) and (nose nasal nare)))) and (S26 S28)	US-PGPUB; USPAT; USOCR; EPO; JPO; DERWENT; IBM_TDB	OR	ON	2011/08/10 16:09
S30	5446	(cannula ((nose nasal nare nostril) with (plug prong pillow))) and "128".clas.	US-PGPUB; USPAT; USOCR; EPO; JPO;	OR	ON	2013/04/11 14:01

			DERWENT; IBM_TDB			
S31	2094	(cannula ((nose nasal nare nostril) with (plug prong pillow))) and "128".clas. and (\$PAP (positive with pressure))	US-PGPUB; USPAT; USOCR; EPO; JPO; DERWENT; IBM_TDB	OR	ON	2013/04/11 14:02
S32	8	tiep.in. and "128".clas.	US-PGPUB; USPAT; USOCR; FPRS; EPO; JPO; DERWENT; IBM_TDB	OR	ON	2013/04/11 14:03
S33	36	("2535938"   "2677371"   "3794021"   "3973564"   "4054133"   "4106505"   "4120300"   "4256101").PN. OR ("4535767").URPN.	US-PGPUB; USPAT; USOCR	OR	ON	2013/04/11 14:04
S34	10	(US-20110009763-\$ or US-20080142019-\$ or US-20070175473-\$ or US-20070107737-\$ or US-20050284484-\$ or US-20040134494-\$).did. or (US-8333194-\$ or US-7225807-\$ or US-5477852-\$ or US-5269296-\$).did.	US-PGPUB; USPAT	OR	ON	2013/04/11 14:46
S35	4	S34 and @ad<="20040223"	US-PGPUB; USPAT; USOCR; EPO; JPO; DERWENT; IBM_TDB	OR	ON	2013/04/11 14:46
S36	150	("2793326"   "2931358"   "3481339"   "3516407"   "3640282"   "3707151"   "3766924"   "3794036"   "3850176"   "3856051"   "3903893"   "4056104"   "4090518"   "4106505"   "4156426"   "4178937"   "4235239"   "4273124"   "4422456"   "4465067"   "4538606"   "4709308"   "4753233"   "4782832"   "4818320"   "4836200"   "4915105"   "5042478").PN. OR ("5269296").URPN.	US-PGPUB; USPAT; USOCR	OR	ON	2013/04/11 14:47
S37	218	(wood landis).in. and "128".clas.	US-PGPUB; USPAT; USOCR	OR	ON	2013/04/11 14:53
S38	70	S37 and @ad<="20040223"	US-PGPUB; USPAT; USOCR; EPO; JPO; DERWENT; IBM_TDB	OR	ON	2013/04/11 14:54
S39	2	("6439234").PN.	US-PGPUB; USPAT; USOCR; FPRS; EPO; JPO; DERWENT; IBM_TDB	OR	OFF	2013/04/11 14:56
S40	2	("6478026").PN.	US-PGPUB; USPAT; USOCR;	OR	OFF	2013/04/11 14:59

			FPRS; EPO; JPO; DERWENT; IBM_TDB			
S41	2	("6679265").PN.	US-PGPUB; USPAT; USOCR; FPRS; EPO; JPO; DERWENT; IBM_TDB	OR	OFF	2013/04/11 15:00
S42	2	("20030079749").PN.	US-PGPUB; USPAT; USOCR; FPRS; EPO; JPO; DERWENT; IBM_TDB	OR	OFF	2013/04/12 09:10
S43	0	(humidifer with (\$PAP)) and "128".clas.	US-PGPUB; USPAT; USOCR; FPRS; EPO; JPO; DERWENT; IBM_TDB	OR	ON	2013/04/12 09:31
S44	0	(humidifer same (\$PAP)) and "128".clas.	US-PGPUB; USPAT; USOCR; FPRS; EPO; JPO; DERWENT; IBM_TDB	OR	ON	2013/04/12 09:31
S45	1	(humidifer and (\$PAP)) and "128".clas.	US-PGPUB; USPAT; USOCR; FPRS; EPO; JPO; DERWENT; IBM_TDB	OR	ON	2013/04/12 09:31
S46	0	(humidifer and (\$PAP)) and "128".clas. and @ad<="20040223"	US-PGPUB; USPAT; USOCR; FPRS; EPO; JPO; DERWENT; IBM_TDB	OR	ON	2013/04/12 09:31
S47	14	(humidifer and (\$PAP (positive with pressure) blower fan turbine impeller generator generating compressor pump)) and "128".clas. and @ad<="20040223"	US-PGPUB; USPAT; USOCR; FPRS; EPO; JPO; DERWENT; IBM_TDB	OR	ON	2013/04/12 09:32
S48	0	(option\$ with humidifer with (\$PAP (positive with pressure) blower fan turbine impeller generator generating compressor pump)) and "128".clas. and @ad<="20040223"	US-PGPUB; USPAT; USOCR; FPRS; EPO; JPO; DERWENT; IBM_TDB	OR	ON	2013/04/12 09:32
S49	0	(option\$ same humidifer same (\$PAP	US-PGPUB;	OR	ON	2013/04/12

		((positive with pressure) blower fan turbine impeller generator generating compressor pump)) and "128".clas. and @ad<="20040223"	USPAT; USOCR; FPRS; EPO; JPO; DERWENT; IBM_TDB			09:33
S50	733	((humidify humidifier humidifying) and (\$PAP (positive with pressure) blower fan turbine impeller generator generating compressor pump)) and "128".clas. and @ad<="20040223"	US-PGPUB; USPAT; USOCR; FPRS; EPO; JPO; DERWENT; IBM_TDB	OR	ON	2013/04/12 09:34
S51	11	(option\$ with (humidify humidifier humidifying) with (\$PAP (positive with pressure) blower fan turbine impeller generator generating compressor pump)) and "128".clas. and @ad<="20040223"	US-PGPUB; USPAT; USOCR; FPRS; EPO; JPO; DERWENT; IBM_TDB	OR	ON	2013/04/12 09:34
S52	45	matula.in. and "128".clas.	US-PGPUB; USPAT; USOCR; FPRS; EPO; JPO; DERWENT; IBM_TDB	OR	ON	2013/04/12 09:38
S53	2	S52 and @ad<="20040223"	US-PGPUB; USPAT; USOCR; FPRS; EPO; JPO; DERWENT; IBM_TDB	OR	ON	2013/04/12 09:38
S54	309	(ball with socket) and "128".clas. and @ad<="20040223"	US-PGPUB; USPAT; USOCR; FPRS; EPO; JPO; DERWENT; IBM_TDB	OR	ON	2013/04/12 09:39
S55	109	(ball with socket) and "128".clas. and @ad<="20040223" and (cannula cannulae (nose nasal nare nostril))	US-PGPUB; USPAT; USOCR; FPRS; EPO; JPO; DERWENT; IBM_TDB	OR	ON	2013/04/12 09:40
S56	1267	(oval ellip\$) and "128".clas. and @ad<="20040223" and (cannula cannulae (nose nasal nare nostril))	US-PGPUB; USPAT; USOCR; FPRS; EPO; JPO; DERWENT; IBM_TDB	OR	ON	2013/04/12 09:57
S57	350	"128".clas. and @ad<="20040223" and ((cannula cannulae (nose nasal nare nostril)) same (oval ellip\$))	US-PGPUB; USPAT; USOCR; FPRS; EPO; JPO; DERWENT;	OR	ON	2013/04/12 09:58



			IBM_TDB			
S58	745	"128".clas. and @ad<="20040223" and ((strap headgear harness) with (tube hose))	US-PGPUB; USPAT; USOCR; FPRS; EPO; JPO; DERWENT; IBM_TDB	OR	ON	2013/04/12 10:28
S59	21	(mcualey prentice gleeson).in. near (alastair craig oliver)	US-PGPUB; USPAT; USOCR; EPO; JPO; DERWENT; IBM_TDB	OR	ON	2013/04/12 10:59
S60	4	S59 and (aperture hole opening vent).clm.	US-PGPUB; USPAT; USOCR; EPO; JPO; DERWENT; IBM_TDB	OR	ON	2013/04/12 10:59
S61	4	S59 and (aperture hole opening vent).clm. and (cannula cannulae nasal nostril nose nare).clm.	US-PGPUB; USPAT; USOCR; EPO; JPO; DERWENT; IBM_TDB	OR	ON	2013/04/12 11:00
S62	1	S59 and (aperture hole opening vent).clm. and (cannula cannulae nasal nostril nose nare).clm. and flange.clm.	US-PGPUB; USPAT; USOCR; EPO; JPO; DERWENT; IBM_TDB	OR	ON	2013/04/12 11:00
S63	2817	((128/207.18) or (128/206.21) or (128/207.13) or (128/206.11) or (128/206.18) or (128/203.22)).CCLS.	US-PGPUB; USPAT; USOCR; EPO; JPO; DERWENT; IBM_TDB	OR	OFF	2013/09/10 12:49
S64	9019	((128/200.24) or (128/200.26) or (128/203.12) or (128/203.15) or (128/203.16) or (128/203.17) or (128/205.25) or (128/206.21)).CCLS.	US-PGPUB; USPAT; USOCR; EPO; JPO; DERWENT; IBM_TDB	OR	OFF	2013/09/10 12:49
S65	10479	S63 S64	US-PGPUB; USPAT; USOCR; FPRS; EPO; JPO; DERWENT; IBM_TDB	OR	ON	2013/09/10 12:49
S66	2253	(nose nostril nasal nare cannula) and S65 and @ad<="20040223"	US-PGPUB; USPAT; USOCR	OR	ON	2013/09/10 12:49
S67	7697	(nose nostril nasal nare cannula) and "128".clas. and @ad<="20040223"	US-PGPUB; USPAT; USOCR	OR	ON	2013/09/10 13:08
S68	1783	(nose nostril nasal nare cannula) and (ball joint socket) and "128".clas. and @ad<="20040223"	US-PGPUB; USPAT; USOCR	OR	ON	2013/09/10 13:08

S69	1378	S68 not S66	US-PGPUB; USPAT; USOCR	OR	ON	2013/09/10 13:08
S70	4234	(nose nostril nasal nare cannula) and (ball joint socket) and "128".clas.	US-PGPUB; USPAT; USOCR	OR	ON	2013/09/10 13:18
S71	2451	S70 not (S66 S68)	US-PGPUB; USPAT; USOCR	OR	ON	2013/09/10 13:18
S72	48	matula.in. and "128".clas.	US-PGPUB; USPAT; USOCR	OR	ON	2013/09/10 14:08
S73	62	hoffman.in. and "128".clas.	US-PGPUB; USPAT; USOCR	OR	ON	2013/09/10 14:08
S74	247	RI.C.as. and "128".clas.	US-PGPUB; USPAT; USOCR	OR	ON	2013/09/10 14:10
S75	2	("2003180088").PN.	US-PGPUB; USPAT; USOCR; FPRS; EPO; JPO; DERWENT; IBM_TDB	OR	OFF	2013/09/10 14:13
S76	2	("20030180088").PN.	US-PGPUB; USPAT; USOCR; FPRS; EPO; JPO; DERWENT; IBM_TDB	OR	OFF	2013/09/10 14:13
S77	9	((("20030180088") or ("1695263") or ("7178525")).PN.	US-PGPUB; USPAT; USOCR; FPRS; EPO; JPO; DERWENT; IBM_TDB	OR	OFF	2013/09/10 14:14
S78	12	((("20030180088") or ("1695263") or ("7178525") or ("20030200970")).PN.	US-PGPUB; USPAT; USOCR; FPRS; EPO; JPO; DERWENT; IBM_TDB	OR	OFF	2013/09/10 14:16
S79	112	((nose nostril nasal nare cannula) with (vent venting)) and S65 and @ad<="20040223"	US-PGPUB; USPAT; USOCR	OR	ON	2013/09/10 14:31
S80	2	((nose nostril nasal nare cannula) with (ball with socket)) and S65 and @ad<="20040223"	US-PGPUB; USPAT; USOCR	OR	ON	2013/09/10 14:34
S81	1	((vent venting) with (ball with socket)) and S65 and @ad<="20040223"	US-PGPUB; USPAT; USOCR	OR	ON	2013/09/10 14:35
S82	2	((vent venting) same (ball with socket)) and S65 and @ad<="20040223"	US-PGPUB; USPAT; USOCR	OR	ON	2013/09/10 14:36
S83	5	ziaee.in. and S65 and	US-PGPUB;	OR	ON	2013/09/10

		@ad<="20040223"	USPAT; USOCR			14:46
S84	1660	((tube conduit hose) with (strap headgear)) and "128".clas.	US-PGPUB; USPAT; USOCR	OR	ON	2013/09/10 16:05
S85	748	((tube conduit hose) with (strap headgear)) and "128".clas. and @ad<="20040223"	US-PGPUB; USPAT; USOCR	OR	ON	2013/09/10 16:05
S86	19794	((tube tubular conduit hose) adj\$3 (strap headgear)) and "128".clas. and @ad<="20040223"	US-PGPUB; USPAT; USOCR	OR	ON	2013/09/10 16:06
S87	21443	((tube tubular conduit hose) near\$3 (strap headgear)) and "128".clas. and @ad<="20040223"	US-PGPUB; USPAT; USOCR	OR	ON	2013/09/10 16:06
S88	20782	((tube conduit hose) near\$3 (strap headgear)) and "128".clas. and @ad<="20040223"	US-PGPUB; USPAT; USOCR	OR	ON	2013/09/10 16:06
S89	20782	((tube conduit hose) near\$3 (strap headgear)) and "128".clas. and @ad<="20040223"	US-PGPUB; USPAT; USOCR	OR	ON	2013/09/10 16:06
S90	18892	((tube conduit hose) adj\$3 (strap headgear)) and "128".clas. and @ad<="20040223"	US-PGPUB; USPAT; USOCR	OR	ON	2013/09/10 16:06
S91	748	((tube conduit hose) with (strap headgear)) and "128".clas. and @ad<="20040223"	US-PGPUB; USPAT; USOCR	OR	ON	2013/09/10 16:06
S92	1	((tube conduit hose) with (strap headgear) with textile) and "128".clas. and @ad<="20040223"	US-PGPUB; USPAT; USOCR	OR	ON	2013/09/10 16:08
S93	574	((tube conduit hose tubular) with (strap headgear)).detd. and "128".clas. and @ad<="20040223"	US-PGPUB; USPAT; USOCR	OR	ON	2013/09/10 16:09
S94	16	((tube conduit hose tubular) with (strap headgear) with (textile fabric)).detd. and "128".clas. and @ad<="20040223"	US-PGPUB; USPAT; USOCR	OR	ON	2013/09/10 16:11
S95	17	((tube conduit hose tubular) with (strap headgear harness) with (textile fabric)).detd. and "128".clas. and @ad<="20040223"	US-PGPUB; USPAT; USOCR	OR	ON	2013/09/10 16:11
S96	622	((tube conduit hose tubular) with (strap headgear harness)).detd. and "128".clas. and @ad<="20040223"	US-PGPUB; USPAT; USOCR	OR	ON	2013/09/10 16:13
S97	605	S96 not S95	US-PGPUB; USPAT; USOCR	OR	ON	2013/09/10 16:13
S98	76	(thickness with (nasal nostril nare nose) with (prong pillow))	US-PGPUB; USPAT; USOCR	OR	ON	2013/09/10 16:30
S99	6	(thickness with (nasal nostril nare nose) with (prong pillow)) and "128".clas. and @ad<="20040223"	US-PGPUB; USPAT; USOCR	OR	ON	2013/09/10 16:30
S100	23	(mcualey prentice gleeson).in. near (alastair craig oliver)	US-PGPUB; USPAT; USOCR; EPO; JPO; DERWENT; IBM_TDB	OR	ON	2013/09/10 16:45

S101	1	S100 and (aperture hole opening vent venting).clm. and (cannula cannulae nasal nostril nose nare).clm. and flange.clm.	US-PGPUB; USPAT; USOCR; EPO; JPO; DERWENT; IBM_TDB	OR	ON	2013/09/10 16:45
S102	1	S100 and (aperture hole opening vent venting leak leaking leakage).clm. and (cannula cannulae nasal nostril nose nare).clm. and flange.clm.	US-PGPUB; USPAT; USOCR; EPO; JPO; DERWENT; IBM_TDB	OR	ON	2013/09/10 16:45
S103	6	S100 and (aperture hole opening vent venting leak leaking leakage).clm. and (cannula cannulae nasal nostril nose nare).clm.	US-PGPUB; USPAT; USOCR; EPO; JPO; DERWENT; IBM_TDB	OR	ON	2013/09/10 16:46
S104	6	S100 and (aperture hole opening vent venting leak leaking leakage).clm. and (cannula cannulae nasal nostril nose nare).clm. and (ball and socket)	US-PGPUB; USPAT; USOCR; EPO; JPO; DERWENT; IBM_TDB	OR	ON	2013/09/10 16:46
S105	2	S100 and (aperture hole opening vent venting leak leaking leakage).clm. and (cannula cannulae nasal nostril nose nare).clm. and (ball and socket).clm.	US-PGPUB; USPAT; USOCR; EPO; JPO; DERWENT; IBM_TDB	OR	ON	2013/09/10 16:46
S106	2202	((ball socket) with (joint connector connection) with (leak leakage leaking))	US-PGPUB; USPAT; USOCR; EPO; JPO; DERWENT; IBM_TDB	OR	ON	2014/02/28 08:48
S107	3083	((128/207.18) or (128/206.21) or (128/207.13) or (128/206.11) or (128/206.18) or (128/203.22)).CCLS.	US-PGPUB; USPAT; USOCR; EPO; JPO; DERWENT; IBM_TDB	OR	OFF	2014/02/28 08:52
S108	9990	((128/200.24) or (128/200.26) or (128/203.12) or (128/203.15) or (128/203.16) or (128/203.17) or (128/205.25) or (128/206.21)).CCLS.	US-PGPUB; USPAT; USOCR; EPO; JPO; DERWENT; IBM_TDB	OR	OFF	2014/02/28 08:52
S109	3083	((128/207.18) or (128/206.21) or (128/207.13) or (128/206.11) or (128/206.18) or (128/203.22)).CCLS.	US-PGPUB; USPAT; USOCR; EPO; JPO; DERWENT; IBM_TDB	OR	OFF	2014/02/28 08:52
S110	9990	((128/200.24) or (128/200.26) or (128/203.12) or (128/203.15) or (128/203.16) or (128/203.17) or (128/205.25) or (128/206.21)).CCLS.	US-PGPUB; USPAT; USOCR; EPO; JPO; DERWENT; IBM_TDB	OR	OFF	2014/02/28 08:52

S111	11515	S109 S110	US-PGPUB; USPAT; USOCR; FPRS; EPO; JPO; DERWENT; IBM_TDB	OR	ON	2014/02/28 08:52
S112	19	((ball socket) with (joint connector connection) with (leak leakage leaking) and (S107 S108 S111))	US-PGPUB; USPAT; USOCR; EPO; JPO; DERWENT; IBM_TDB	OR	ON	2014/02/28 08:52
S113	11	((ball socket) with (joint connector connection) with (leak leakage leaking) with (channel passage passageway)) and (S107 S108 S111)	US-PGPUB; USPAT; USOCR; EPO; JPO; DERWENT; IBM_TDB	OR	ON	2014/02/28 08:54
S114	11	((ball socket) with (joint connector connection) with (leak leakage leaky leaking) with (channel passage passageway)) and (S107 S108 S111)	US-PGPUB; USPAT; USOCR; EPO; JPO; DERWENT; IBM_TDB	OR	ON	2014/02/28 08:58
S115	210	((ball socket) with (joint connector connection) with (leak leakage leaky leaking) with (channel passage passageway))	US-PGPUB; USPAT; USOCR; EPO; JPO; DERWENT; IBM_TDB	OR	ON	2014/02/28 08:59
S116	19	S115 AND ( (A61M16/06 OR A61M16/0683 OR A61M16/08 OR A61M2016/0825 OR A61M2016/0611 OR A61M2016/0616 OR A61M2016/0638 OR A61M2016/0633 OR A61M1/1698 OR A61M2001/1006 OR A61M2205/42 OR A61M3/0258 OR A61M2039/1027 OR A61M2205/8225 OR A61M39/10 OR A61M39/1011 OR A61M39/105 OR A61M3/0254).CPC. OR (128/205.25 OR 128/206.24 OR 128/206.27 OR 128/207.11 OR 128/207.13 OR 128/201.19 OR 128/206.18 OR 128/206.23 OR 128/206.21 OR 128/204.18 OR 128/207.18 OR 128/200.22 OR 128/201.12 OR 128/201.13 OR 128/201.14 OR 128/205.27 OR 128/205.28 OR 128/206.11 OR 128/206.12 OR 128/206.22 OR 128/207.12 OR 128/207.16 OR 128/912).OCLS. )	US-PGPUB; USPAT; USOCR; EPO; JPO; DERWENT; IBM_TDB	OR	ON	2014/02/28 09:00
S117	2	S116 and @ad<="20040223"	US-PGPUB; USPAT; USOCR; EPO; JPO; DERWENT; IBM_TDB	OR	ON	2014/02/28 09:00
S118	3777	((ball socket) adj (joint connector connection)) with ((leak leakage leaky leaking) (channel passage passageway))	US-PGPUB; USPAT; USOCR; EPO; JPO;	OR	ON	2014/02/28 09:10

			DERWENT; IBM_TDB			
S119	29	((ball socket) adj (joint connector connection)) with ((leak leakage leaky leaking) with (channel passage passageway)))	US-PGPUB; USPAT; USOCR; EPO; JPO; DERWENT; IBM_TDB	OR	ON	2014/02/28 09:13
S120	44	((ball socket) adj (joint connector connection)) with ((leak leakage leaky leaking) same (channel passage passageway)))	US-PGPUB; USPAT; USOCR; EPO; JPO; DERWENT; IBM_TDB	OR	ON	2014/02/28 09:13
S121	24	(S119 S120) and @ad<="20040223"	US-PGPUB; USPAT; USOCR; EPO; JPO; DERWENT; IBM_TDB	OR	ON	2014/02/28 09:13
S122	93	((ball socket) with (joint connector connection)) with ((leak leakage leaky leaking) same (channel passage passageway))) and @ad<="20040223"	US-PGPUB; USPAT; USOCR; EPO; JPO; DERWENT; IBM_TDB	OR	ON	2014/02/28 09:23
S123	69	S122 not (S119 S120 S121)	US-PGPUB; USPAT; USOCR; EPO; JPO; DERWENT; IBM_TDB	OR	ON	2014/02/28 09:23
S124	257	((ball socket) with (joint connector connection)) with ((leak leakage leaky leaking) same (channel passage passageway)))	US-PGPUB; USPAT; USOCR; EPO; JPO; DERWENT; IBM_TDB	OR	ON	2014/02/28 09:24
S125	83	S124 AND ( (A61M16/06 OR A61M16/0683 OR A61M16/08 OR A61M2016/0825 OR A61M2016/0611 OR A61M2016/0616 OR A61M2016/0638 OR A61M2016/0633 OR A61M1/1698 OR A61M2001/1006 OR A61M2205/42 OR A61M3/0258 OR A61M2039/1027 OR A61M2205/8225 OR A61M39/10 OR A61M39/1011 OR A61M39/105 OR A61M3/0254 OR F16L37/23 OR F16L1/15 OR F16L27/04 OR F16L37/413 OR F16L27/047 OR F16L27/053 OR F16L27/06 OR F16L37/40 OR F16L11/18 OR F16L13/02 OR F16L13/10 OR F16L23/00 OR F16L27/0861 OR F16L37/30 OR F16L37/32 OR F16L37/34 OR F16L37/36 OR F16L41/021 OR F16L59/185 OR F16L59/21 OR F16L11/133 OR F16L11/22 OR F16L15/001 OR F16L19/02 OR F16L19/04 OR F16L1/26 OR F16L2201/30 OR F16L23/167 OR F16L27/067 OR F16L27/073 OR F16L27/0804 OR F16L27/0824 OR	US-PGPUB; USPAT; USOCR; EPO; JPO; DERWENT; IBM_TDB	OR	ON	2014/02/28 09:25

		F16L27/0828 OR F16L27/0857 OR F16L27/1004 OR F16L27/12 OR F16L33/22 OR F16L37/127 OR F16L37/38 OR F16L37/44 OR F16L37/56 OR F16L37/565 OR F16L39/00 OR F16L39/005 OR F16L39/06 OR F16L41/04 OR F16L47/03 OR F16L47/32 OR F16L51/025 OR F16L55/1683 OR F16L55/17 OR F16L59/22).CPC. OR (128/205.25 OR 128/206.24 OR 128/206.27 OR 128/207.11 OR 128/207.13 OR 128/201.19 OR 128/206.18 OR 128/206.23 OR 128/206.21 OR 128/204.18 OR 128/207.18 OR 128/200.22 OR 128/201.12 OR 128/201.13 OR 128/201.14 OR 128/205.27 OR 128/205.28 OR 128/206.11 OR 128/206.12 OR 128/206.22 OR 128/207.12 OR 128/207.16 OR 128/912 OR 285/261 OR 285/146.1 OR 285/106 OR 285/190 OR 285/271 OR 285/330 OR 285/332.2 OR 285/333 OR 285/349 OR 285/94 OR 285/101 OR 285/111 OR 285/133.21 OR 285/226 OR 285/265 OR 285/269 OR 285/270 OR 285/276 OR 285/281 OR 285/347 OR 285/351 OR 285/370 OR 285/374 OR 285/45 OR 285/8 OR 285/91 OR 285/918 OR 285/98 OR 285/11 OR 285/112 OR 285/113 OR 285/114 OR 285/121.7 OR 285/124.1 OR 285/124.4 OR 285/127.1 OR 285/13 OR 285/14 OR 285/144.1 OR 285/145.3 OR 285/147.1 OR 285/148.2 OR 285/15 OR 285/181 OR 285/223 OR 285/254 OR 285/263 OR 285/264 OR 285/266 OR 285/267 OR 285/288.11 OR 285/288.5 OR 285/288.6 OR 285/29 OR 285/299 OR 285/302 OR 285/305 OR 285/312 OR 285/316 OR 285/317 OR 285/321 OR 285/322 OR 285/328 OR 285/331 OR 285/336 OR 285/343 OR 285/348 OR 285/358 OR 285/359 OR 285/363 OR 285/368 OR 285/375 OR 285/383 OR 285/419 OR 285/422 OR 285/423 OR 285/47 OR 285/55 OR 285/88 OR 285/904 OR 285/910 OR 285/914 OR 285/917 OR 285/919 OR 285/95).OCLS. )				
S126	93	S124 and @ad<="20040223"	US-PGPUB; USPAT; USOCR; EPO; JPO; DERWENT; IBM_TDB	OR	ON	2014/02/28 09:25
S127	484	((ball socket) with (joint connector connection)) with ((vent venting vented leak leakage leaky leaking) same (channel passage passageway))	US-PGPUB; USPAT; USOCR; EPO; JPO; DERWENT; IBM_TDB	OR	ON	2014/02/28 09:26
S128	179	S127 and @ad<="20040223"	US-PGPUB; USPAT;	OR	ON	2014/02/28 09:26

			USOCR; EPO; JPO; DERWENT; IBM_TDB			
S129	86	S128 not (S119 S120 S121 S125 S126)	US-PGPUB; USPAT; USOCR; EPO; JPO; DERWENT; IBM_TDB	OR	ON	2014/02/28 09:27
S130	94	S127 AND ( A61M16/06 OR A61M16/0683 OR A61M16/08 OR A61M2016/0825 OR A61M2016/0611 OR A61M2016/0616 OR A61M2016/0638 OR A61M2016/0633 OR A61M1/1698 OR A61M2001/1006 OR A61M2205/42 OR A61M3/0258 OR A61M2039/1027 OR A61M2205/8225 OR A61M39/10 OR A61M39/1011 OR A61M39/105 OR A61M3/0254 OR F16L37/23 OR F16L1/15 OR F16L27/04 OR F16L37/413 OR F16L27/047 OR F16L27/053 OR F16L27/06 OR F16L37/40 OR F16L11/18 OR F16L13/02 OR F16L13/10 OR F16L23/00 OR F16L27/0861 OR F16L37/30 OR F16L37/32 OR F16L37/34 OR F16L37/36 OR F16L41/021 OR F16L59/185 OR F16L59/21 OR F16L11/133 OR F16L11/22 OR F16L15/001 OR F16L19/02 OR F16L19/04 OR F16L1/26 OR F16L2201/30 OR F16L23/167 OR F16L27/067 OR F16L27/073 OR F16L27/0804 OR F16L27/0824 OR F16L27/0828 OR F16L27/0857 OR F16L27/1004 OR F16L27/12 OR F16L33/22 OR F16L37/127 OR F16L37/38 OR F16L37/44 OR F16L37/56 OR F16L37/565 OR F16L39/00 OR F16L39/005 OR F16L39/06 OR F16L41/04 OR F16L47/03 OR F16L47/32 OR F16L51/025 OR F16L55/1683 OR F16L55/17 OR F16L59/22).CPC. OR (128/205.25 OR 128/206.24 OR 128/206.27 OR 128/207.11 OR 128/207.13 OR 128/201.19 OR 128/206.18 OR 128/206.23 OR 128/206.21 OR 128/204.18 OR 128/207.18 OR 128/200.22 OR 128/201.12 OR 128/201.13 OR 128/201.14 OR 128/205.27 OR 128/205.28 OR 128/206.11 OR 128/206.12 OR 128/206.22 OR 128/207.12 OR 128/207.16 OR 128/912 OR 285/261 OR 285/146.1 OR 285/106 OR 285/190 OR 285/271 OR 285/330 OR 285/332.2 OR 285/333 OR 285/349 OR 285/94 OR 285/101 OR 285/111 OR 285/133.21 OR 285/226 OR 285/265 OR 285/269 OR 285/270 OR 285/276 OR 285/281 OR 285/347 OR 285/351 OR 285/370 OR 285/374 OR 285/45 OR 285/8 OR 285/91 OR 285/918 OR 285/98 OR 285/11 OR 285/112 OR 285/113 OR	US-PGPUB; USPAT; USOCR; EPO; JPO; DERWENT; IBM_TDB	OR	ON	2014/02/28 09:38



		285/114 OR 285/121.7 OR 285/124.1 OR 285/124.4 OR 285/127.1 OR 285/13 OR 285/14 OR 285/144.1 OR 285/145.3 OR 285/147.1 OR 285/148.2 OR 285/15 OR 285/181 OR 285/223 OR 285/254 OR 285/263 OR 285/264 OR 285/266 OR 285/267 OR 285/288.11 OR 285/288.5 OR 285/288.6 OR 285/29 OR 285/299 OR 285/302 OR 285/305 OR 285/312 OR 285/316 OR 285/317 OR 285/321 OR 285/322 OR 285/328 OR 285/331 OR 285/336 OR 285/343 OR 285/348 OR 285/358 OR 285/359 OR 285/363 OR 285/368 OR 285/375 OR 285/383 OR 285/419 OR 285/422 OR 285/423 OR 285/47 OR 285/55 OR 285/88 OR 285/904 OR 285/910 OR 285/914 OR 285/917 OR 285/919 OR 285/95).OCLS. )				
S131	32	S130 and @ad<="20040223"	US-PGPUB; USPAT; USOCR; EPO; JPO; DERWENT; IBM_TDB	OR	ON	2014/02/28 09:38
S132	12	((((ball socket) with (joint connector connection)) with ((vent venting vented leak leakage leaky leaking) same (channel passage passageway))) and (A61M2016/0825).CPC. )	US-PGPUB; USPAT; USOCR; EPO; JPO; DERWENT; IBM_TDB	OR	ON	2014/02/28 10:43
S133	45	((((ball socket) and (joint connector connection)) and ((vent venting vented leak leakage leaky leaking) and (channel passage passageway))) and (A61M2016/0825).CPC. )	US-PGPUB; USPAT; USOCR; EPO; JPO; DERWENT; IBM_TDB	OR	ON	2014/02/28 10:43
S134	3	S133 and @ad<="20040223"	US-PGPUB; USPAT; USOCR; EPO; JPO; DERWENT; IBM_TDB	OR	ON	2014/02/28 10:44
S135	32	("2366067"   "3431370"   "3548827"   "4004586"   "4056116"   "4084843"   "4146254"   "4676241"   "4686977"   "4773680"   "4778447").PN. OR ("4875718").URPN.	US-PGPUB; USPAT; USOCR	OR	ON	2014/02/28 10:44
S136	36	("20020053347"   "20020059935"   "20020096178"   "20030005933"   "20030079749"   "20030200970"   "20040226566"   "20050011524"   "20050028822"   "20050205096"   "4367735"   "4753233"   "4782832"   "4915105"   "5113857"   "5148802"   "5245995"   "5269296"   "5298850"   "5477852"   "5533506"   "5595174"   "5921239"   "6431172"   "6439234"   "6478026"   "6561188"   "6588424"   "6637434"   "6644315"   "6651658"   "6679265"   "7096864"   "7201169"   "7207333"   "7210481").PN.	US-PGPUB; USPAT	OR	ON	2016/09/27 15:10


S137	51694	(128/200.14; 128/200.22; 128/200.24; 128/200.26; 128/201.12; 128/201.13; 128/201.14; 128/201.19; 128/201.22; 128/202.27; 128/203.12; 128/203.15; 128/203.16; 128/203.17; 128/203.22; 128/203.25; 128/203.26; 128/204.12; 128/204.18; 128/204.23; 128/205.24; 128/205.25; 128/205.27; 128/205.28; 128/206.11; 128/206.12; 128/206.13; 128/206.18; 128/206.21; 128/206.22; 128/206.23; 128/206.24; 128/206.26; 128/206.27; 128/206.28; 128/206.29; 128/207.11; 128/207.12; 128/207.13; 128/207.14; 128/207.15; 128/207.16; 128/207.17; 128/207.18; 128/912; 128/DIG.26; 2/454; 285/101; 285/106; 285/11; 285/111; 285/112; 285/113; 285/114; 285/121.7; 285/124.1; 285/124.4; 285/127.1; 285/13; 285/133.21; 285/14; 285/144.1; 285/145.3; 285/146.1; 285/147.1; 285/148.2; 285/15; 285/181; 285/190; 285/223; 285/226; 285/254; 285/261; 285/263; 285/264; 285/265; 285/266; 285/267; 285/269; 285/270; 285/271; 285/276; 285/281; 285/288.11; 285/288.5; 285/288.6; 285/29; 285/299; 285/302; 285/305; 285/312; 285/316; 285/317; 285/321; 285/322; 285/328; 285/330; 285/331; 285/332.2; 285/333; 285/336; 285/343; 285/347; 285/348; 285/349; 285/351; 285/358; 285/359; 285/363; 285/368; 285/370; 285/374; 285/375; 285/383; 285/419; 285/422; 285/423; 285/45; 285/47; 285/55; 285/8; 285/88; 285/904; 285/91; 285/910; 285/914; 285/917; 285/918; 285/919; 285/94; 285/95; 285/98; 600/532; 600/543; 604/94.01; 606/192; D24/110.4; D24/164).ccls.	US-PGPUB; USPAT	OR	ON	2016/09/27 16:37
S138	37	(US-20040134494-\$ or US-20050284484-\$ or US-20070107737-\$ or US-20110009763-\$ or US-20080142019-\$ or US-20070175473-\$ or US-20020092527-\$ or US-20020059935-\$ or US-20030200970-\$ or US-20050011524-\$).did. or (US-7225807-\$ or US-5269296-\$ or US-5477852-\$ or US-8333194-\$ or US-7059328-\$ or US-7047974-\$ or US-7000613-\$ or US-6997177-\$ or US-6994089-\$ or US-6863069-\$ or US-6807967-\$ or US-6595215-\$ or US-4915105-\$ or US-7096864-\$ or US-5921239-\$ or US-5259376-\$ or US-5054482-\$ or US-6986353-\$ or US-6588424-\$ or US-5957132-\$ or US-5941245-\$ or US-5771886-\$ or US-4915106-\$ or US-4437462-\$ or US-7201169-\$).did. or (US-2259817-\$).did. or (DE-2209244-\$).did.	US-PGPUB; USPAT; USOCR; DERWENT	OR	ON	2016/09/27 16:37
S139	79188	(A61B5/0205; A61B5/083; A61B5/0836; A61B5/087; A61B5/097; A61B5/14551; A61B5/4806; A61B5/4818; A61B5/6819;	US-PGPUB; USPAT; USOCR;	OR	ON	2016/09/27 16:39

A61J11/0005; A61J17/006; A61M1/1698; EPO; JPO;  
A61M11/001; A61M11/005; A61M11/06; DERWENT;  
A61M15/0033; A61M15/0065; IBM\_TDB  
A61M15/0085; A61M15/08;  
A61M16/0003; A61M16/0057;  
A61M16/0066; A61M16/0465;  
A61M16/0488; A61M16/049;  
A61M16/0493; A61M16/0497;  
A61M16/06; A61M16/0616;  
A61M16/0633; A61M16/0666;  
A61M16/0672; A61M16/0677;  
A61M16/0683; A61M16/08;  
A61M16/0816; A61M16/0825;  
A61M16/085; A61M16/0858;  
A61M16/0875; A61M16/1045;  
A61M16/105; A61M16/107;  
A61M16/1075; A61M16/109;  
A61M16/12; A61M16/122; A61M16/125;  
A61M16/14; A61M16/142; A61M16/16;  
A61M16/161; A61M16/162; A61M16/18;  
A61M16/201; A61M16/203;  
A61M16/208; A61M2001/1006;  
A61M2016/0021; A61M2016/0024;  
A61M2016/0039; A61M2016/0611;  
A61M2016/0616; A61M2016/0633;  
A61M2016/0638; A61M2016/0825;  
A61M2016/1025; A61M2016/103;  
A61M2039/1027; A61M2202/0208;  
A61M2205/07; A61M2205/071;  
A61M2205/18; A61M2205/3331;  
A61M2205/3368; A61M2205/3379;  
A61M2205/3606; A61M2205/3653;  
A61M2205/42; A61M2205/50;  
A61M2205/502; A61M2205/8206;  
A61M2205/8225; A61M2205/825;  
A61M2209/08; A61M2210/0618;  
A61M2210/0625; A61M2210/0662;  
A61M2230/005; A61M2230/42;  
A61M2230/43; A61M2230/432;  
A61M2230/435; A61M2230/50;  
A61M2240/00; A61M3/0254;  
A61M3/0258; A61M39/10;  
A61M39/1011; A61M39/105; A62B17/04;  
A62B18/00; A62B18/02; A62B18/082;  
A62B18/084; A62B25/005; A62B9/003;  
B64D10/00; B64D2231/025; F16L1/15;  
F16L1/26; F16L11/133; F16L11/18;  
F16L11/22; F16L13/02; F16L13/10;  
F16L15/001; F16L19/02; F16L19/04;  
F16L2201/30; F16L23/00; F16L23/167;  
F16L27/04; F16L27/047; F16L27/053;  
F16L27/06; F16L27/067; F16L27/073;  
F16L27/0804; F16L27/0824;  
F16L27/0828; F16L27/0857;  
F16L27/0861; F16L27/1004; F16L27/12;  
F16L33/22; F16L37/127; F16L37/23;  
F16L37/30; F16L37/32; F16L37/34;  
F16L37/36; F16L37/38; F16L37/40;  
F16L37/413; F16L37/44; F16L37/56;  
F16L37/565; F16L39/00; F16L39/005;  
F16L39/06; F16L41/021; F16L41/04;  
F16L47/03; F16L47/32; F16L51/025;  
F16L55/1683; F16L55/17; F16L59/185;  
F16L59/21; F16L59/22; Y10S128/26;

		Y10S128/912).cpc.				
S140	1153	((nose nostril nasal nare) with (cannula cannulae prong pillow)) and (elbow swivel swiveling)) and (S137 S139 "128".clas. A61M\$.cpc.)	US-PGPUB; USPAT; USOCR; FPRS; EPO; JPO; DERWENT; IBM_TDB	OR	ON	2016/09/27 16:43
S141	142	((nose nostril nasal nare) with (cannula cannulae prong pillow)) and (elbow swivel swiveling)) and (S137 S139 "128".clas. A61M\$.cpc.) and @ad<="20040223"	US-PGPUB; USPAT; USOCR; FPRS; EPO; JPO; DERWENT; IBM_TDB	OR	ON	2016/09/27 16:45
S142	1308	((nose nostril nasal nare cannula cannulae prong pillow)) and (elbow swivel swiveling)) and (S137 S139 "128".clas. A61M\$.cpc.) and @ad<="20040223"	US-PGPUB; USPAT; USOCR; FPRS; EPO; JPO; DERWENT; IBM_TDB	OR	ON	2016/09/27 16:50

9/ 27/ 2016 9:10:20 PM

C:\Users\adixon2\Documents\EAST\Workspaces\14333134.wsp

<b>Search Notes</b>  	<b>Application/Control No.</b>  14333134	<b>Applicant(s)/Patent Under Reexamination</b>  MCAULEY ET AL.
	<b>Examiner</b>  ANNETTE DIXON	<b>Art Unit</b>  3778

CPC- SEARCHED		
Symbol	Date	Examiner
A61M16/06; A61M16/0616; A61M16/0633; A61M16/0666; A61M16/0683; A61M16/0825; A61M16/208; A61M2016/0661; A61M2210/0618; A61M2240/00; A63B2208/03; A63B33/00; Y10S128/912	9/27/16	afd

CPC COMBINATION SETS - SEARCHED		
Symbol	Date	Examiner

US CLASSIFICATION SEARCHED			
Class	Subclass	Date	Examiner
128	204.18,204.23,205.25,206.11,207.13,207.18,858,912	9/27/16	afd

SEARCH NOTES		
Search Notes	Date	Examiner
Inventor Name Search	9/27/16	afd
Above search limited by text	9/27/16	afd

INTERFERENCE SEARCH			
US Class/ CPC Symbol	US Subclass / CPC Group	Date	Examiner

--	--

Please Direct All Correspondence to Customer Number 20995

---

**RESPONSE TO INFORMATIONAL NOTICE**

Inventor	:	Alastair Edwin McAuley, et al.
App. No.	:	14/333134
Filed	:	July 16, 2014
For	:	BREATHING ASSISTANCE APPARATUS
Art Unit	:	3771
Conf No.	:	6841

**Commissioner for Patents**  
**P.O. Box 1450**  
**Alexandria, VA 22313-1450**

Dear Sir:

Enclosed in compliance with 37 CFR 1.63 is the following.

(X) Oath and Declaration along with a Substitute Statement in 9 pages.

The Commissioner is hereby authorized to charge any additional fees which may be required, now or in the future, or credit any overpayment, to Account No. 11-1410.

/Allyson Brown/

Allyson Brown  
Registration No. 65,426  
Attorney of Record  
Customer No. 20995  
(949) 760-0404

19500405

Under the Paperwork Reduction Act of 1995, no persons are required to respond to a collection of information unless it displays a valid OMB control number.

**DECLARATION (37 CFR 1.63) FOR UTILITY OR DESIGN APPLICATION USING AN APPLICATION DATA SHEET (37 CFR 1.76)**

<b>Title of Invention</b>	<b>BREATHING ASSISTANCE APPARATUS</b>
---------------------------	---------------------------------------

As the below named inventor, I hereby declare that:

This declaration is directed to:  The attached application, or  
 United States application or PCT international application number 14/333134  
filed on July 16, 2014

The above-identified application was made or authorized to be made by me.


I believe that I am the original inventor or an original joint inventor of a claimed invention in the application.

I hereby acknowledge that any willful false statement made in this declaration is punishable under 18 U.S.C. 1001 by fine or imprisonment of not more than five (5) years, or both.

**WARNING:**

Petitioner/applicant is cautioned to avoid submitting personal information in documents filed in a patent application that may contribute to identity theft. Personal information such as social security numbers, bank account numbers, or credit card numbers (other than a check or credit card authorization form PTO-2038 submitted for payment purposes) is never required by the USPTO to support a petition or an application. If this type of personal information is included in documents submitted to the USPTO, petitioners/applicants should consider redacting such personal information from the documents before submitting them to the USPTO. Petitioner/applicant is advised that the record of a patent application is available to the public after publication of the application (unless a non-publication request in compliance with 37 CFR 1.213(a) is made in the application) or issuance of a patent. Furthermore, the record from an abandoned application may also be available to the public if the application is referenced in a published application or an issued patent (see 37 CFR 1.14). Checks and credit card authorization forms PTO-2038 submitted for payment purposes are not retained in the application file and therefore are not publicly available.

**LEGAL NAME OF INVENTOR**

Inventor: Alastair Edwin McAuley Date (Optional): 19/A, /14.  
Signature: 

Note: An application data sheet (PTO/SB/14 or equivalent), including naming the entire inventive entity, must accompany this form or must have been previously filed. Use an additional PTO/AIA/01 form for each additional inventor.

This collection of information is required by 35 U.S.C. 115 and 37 CFR 1.63. The information is required to obtain or retain a benefit by the public which is to file (and by the USPTO to process) an application. Confidentiality is governed by 35 U.S.C. 122 and 37 CFR 1.11 and 1.14. This collection is estimated to take 1 minute to complete, including gathering, preparing, and submitting the completed application form to the USPTO. Time will vary depending upon the individual case. Any comments on the amount of time you require to complete this form and/or suggestions for reducing this burden, should be sent to the Chief Information Officer, U.S. Patent and Trademark Office, U.S. Department of Commerce, P.O. Box 1450, Alexandria, VA 22313-1450. DO NOT SEND FEES OR COMPLETED FORMS TO THIS ADDRESS. SEND TO: Commissioner for Patents, P.O. Box 1450, Alexandria, VA 22313-1450.

If you need assistance in completing the form, call 1-800-PTO-9199 and select option 2.

## Privacy Act Statement

The **Privacy Act of 1974 (P.L. 93-579)** requires that you be given certain information in connection with your submission of the attached form related to a patent application or patent. Accordingly, pursuant to the requirements of the Act, please be advised that: (1) the general authority for the collection of this information is 35 U.S.C. 2(b)(2); (2) furnishing of the information solicited is voluntary; and (3) the principal purpose for which the information is used by the U.S. Patent and Trademark Office is to process and/or examine your submission related to a patent application or patent. If you do not furnish the requested information, the U.S. Patent and Trademark Office may not be able to process and/or examine your submission, which may result in termination of proceedings or abandonment of the application or expiration of the patent.

The information provided by you in this form will be subject to the following routine uses:

1. The information on this form will be treated confidentially to the extent allowed under the Freedom of Information Act (5 U.S.C. 552) and the Privacy Act (5 U.S.C. 552a). Records from this system of records may be disclosed to the Department of Justice to determine whether disclosure of these records is required by the Freedom of Information Act.
2. A record from this system of records may be disclosed, as a routine use, in the course of presenting evidence to a court, magistrate, or administrative tribunal, including disclosures to opposing counsel in the course of settlement negotiations.
3. A record in this system of records may be disclosed, as a routine use, to a Member of Congress submitting a request involving an individual, to whom the record pertains, when the individual has requested assistance from the Member with respect to the subject matter of the record.
4. A record in this system of records may be disclosed, as a routine use, to a contractor of the Agency having need for the information in order to perform a contract. Recipients of information shall be required to comply with the requirements of the Privacy Act of 1974, as amended, pursuant to 5 U.S.C. 552a(m).
5. A record related to an International Application filed under the Patent Cooperation Treaty in this system of records may be disclosed, as a routine use, to the International Bureau of the World Intellectual Property Organization, pursuant to the Patent Cooperation Treaty.
6. A record in this system of records may be disclosed, as a routine use, to another federal agency for purposes of National Security review (35 U.S.C. 181) and for review pursuant to the Atomic Energy Act (42 U.S.C. 218(c)).
7. A record from this system of records may be disclosed, as a routine use, to the Administrator, General Services, or his/her designee, during an inspection of records conducted by GSA as part of that agency's responsibility to recommend improvements in records management practices and programs, under authority of 44 U.S.C. 2904 and 2906. Such disclosure shall be made in accordance with the GSA regulations governing inspection of records for this purpose, and any other relevant (*i.e.*, GSA or Commerce) directive. Such disclosure shall not be used to make determinations about individuals.
8. A record from this system of records may be disclosed, as a routine use, to the public after either publication of the application pursuant to 35 U.S.C. 122(b) or issuance of a patent pursuant to 35 U.S.C. 151. Further, a record may be disclosed, subject to the limitations of 37 CFR 1.14, as a routine use, to the public if the record was filed in an application which became abandoned or in which the proceedings were terminated and which application is referenced by either a published application, an application open to public inspection or an issued patent.
9. A record from this system of records may be disclosed, as a routine use, to a Federal, State, or local law enforcement agency, if the USPTO becomes aware of a violation or potential violation of law or regulation.



Under the Paperwork Reduction Act of 1995, no persons are required to respond to a collection of information unless it displays a valid OMB control number.

**DECLARATION (37 CFR 1.63) FOR UTILITY OR DESIGN APPLICATION USING AN APPLICATION DATA SHEET (37 CFR 1.76)**

<b>Title of Invention</b>	<b>BREATHING ASSISTANCE APPARATUS</b>
-------------------------------	---------------------------------------

As the below named inventor, I hereby declare that:

This declaration is directed to:  The attached application, or  
 United States application or PCT international application number 14/333134  
filed on July 16, 2014

The above-identified application was made or authorized to be made by me.

I believe that I am the original inventor or an original joint inventor of a claimed invention in the application.


I hereby acknowledge that any willful false statement made in this declaration is punishable under 18 U.S.C. 1001 by fine or imprisonment of not more than five (5) years, or both.

**WARNING:**

Petitioner/applicant is cautioned to avoid submitting personal information in documents filed in a patent application that may contribute to identify theft. Personal information such as social security numbers, bank account numbers, or credit card numbers (other than a check or credit card authorization form PTO-2038 submitted for payment purposes) is never required by the USPTO to support a petition or an application. If this type of personal information is included in documents submitted to the USPTO, petitioners/applicants should consider redacting such personal information from the documents before submitting them to the USPTO. Petitioner/applicant is advised that the record of a patent application is available to the public after publication of the application (unless a non-publication request in compliance with 37 CFR 1.213(a) is made in the application) or issuance of a patent. Furthermore, the record from an abandoned application may also be available to the public if the application is referenced in a published application or an issued patent (see 37 CFR 1.14). Checks and credit card authorization forms PTO-2038 submitted for payment purposes are not retained in the application file and therefore are not publicly available.

LEGAL NAME OF INVENTOR

Inventor: Craig Robert Prentice Date (Optional): 20 AUG 14

Signature: 

Note: An application data sheet (PTO/SB/14 or equivalent), including naming the entire inventive entity, must accompany this form or must have been previously filed. Use an additional PTO/AIA/01 form for each additional inventor.

This collection of information is required by 35 U.S.C. 115 and 37 CFR 1.63. The information is required to obtain or retain a benefit by the public which is to file (and by the USPTO to process) an application. Confidentiality is governed by 35 U.S.C. 122 and 37 CFR 1.11 and 1.14. This collection is estimated to take 1 minute to complete, including gathering, preparing, and submitting the completed application form to the USPTO. Time will vary depending upon the individual case. Any comments on the amount of time you require to complete this form and/or suggestions for reducing this burden, should be sent to the Chief Information Officer, U.S. Patent and Trademark Office, U.S. Department of Commerce, P.O. Box 1450, Alexandria, VA 22313-1450. DO NOT SEND FEES OR COMPLETED FORMS TO THIS ADDRESS. SEND TO: Commissioner for Patents, P.O. Box 1450, Alexandria, VA 22313-1450.  
If you need assistance in completing the form, call 1-800-PTO-9199 and select option 2.

## Privacy Act Statement

The **Privacy Act of 1974 (P.L. 93-579)** requires that you be given certain information in connection with your submission of the attached form related to a patent application or patent. Accordingly, pursuant to the requirements of the Act, please be advised that: (1) the general authority for the collection of this information is 35 U.S.C. 2(b)(2); (2) furnishing of the information solicited is voluntary; and (3) the principal purpose for which the information is used by the U.S. Patent and Trademark Office is to process and/or examine your submission related to a patent application or patent. If you do not furnish the requested information, the U.S. Patent and Trademark Office may not be able to process and/or examine your submission, which may result in termination of proceedings or abandonment of the application or expiration of the patent.

The information provided by you in this form will be subject to the following routine uses:

1. The information on this form will be treated confidentially to the extent allowed under the Freedom of Information Act (5 U.S.C. 552) and the Privacy Act (5 U.S.C. 552a). Records from this system of records may be disclosed to the Department of Justice to determine whether disclosure of these records is required by the Freedom of Information Act.
2. A record from this system of records may be disclosed, as a routine use, in the course of presenting evidence to a court, magistrate, or administrative tribunal, including disclosures to opposing counsel in the course of settlement negotiations.
3. A record in this system of records may be disclosed, as a routine use, to a Member of Congress submitting a request involving an individual, to whom the record pertains, when the individual has requested assistance from the Member with respect to the subject matter of the record.
4. A record in this system of records may be disclosed, as a routine use, to a contractor of the Agency having need for the information in order to perform a contract. Recipients of information shall be required to comply with the requirements of the Privacy Act of 1974, as amended, pursuant to 5 U.S.C. 552a(m).
5. A record related to an International Application filed under the Patent Cooperation Treaty in this system of records may be disclosed, as a routine use, to the International Bureau of the World Intellectual Property Organization, pursuant to the Patent Cooperation Treaty.
6. A record in this system of records may be disclosed, as a routine use, to another federal agency for purposes of National Security review (35 U.S.C. 181) and for review pursuant to the Atomic Energy Act (42 U.S.C. 218(c)).
7. A record from this system of records may be disclosed, as a routine use, to the Administrator, General Services, or his/her designee, during an inspection of records conducted by GSA as part of that agency's responsibility to recommend improvements in records management practices and programs, under authority of 44 U.S.C. 2904 and 2906. Such disclosure shall be made in accordance with the GSA regulations governing inspection of records for this purpose, and any other relevant (*i.e.*, GSA or Commerce) directive. Such disclosure shall not be used to make determinations about individuals.
8. A record from this system of records may be disclosed, as a routine use, to the public after either publication of the application pursuant to 35 U.S.C. 122(b) or issuance of a patent pursuant to 35 U.S.C. 151. Further, a record may be disclosed, subject to the limitations of 37 CFR 1.14, as a routine use, to the public if the record was filed in an application which became abandoned or in which the proceedings were terminated and which application is referenced by either a published application, an application open to public inspection or an issued patent.
9. A record from this system of records may be disclosed, as a routine use, to a Federal, State, or local law enforcement agency, if the USPTO becomes aware of a violation or potential violation of law or regulation.

Under the Paperwork Reduction Act of 1995, no persons are required to respond to a collection of information unless it displays a valid OMB control number.

**SUBSTITUTE STATEMENT IN LIEU OF AN OATH OR DECLARATION FOR UTILITY  
OR DESIGN PATENT APPLICATION (35 U.S.C. 115(d) AND 37 CFR 1.64)**

<b>Title of Invention</b>	BREATHING ASSISTANCE APPARATUS			
This statement is directed to:				
<input type="checkbox"/> The attached application,				
OR				
<input checked="" type="checkbox"/> United States application or PCT international application number <u>14/333134</u> filed on <u>July 16, 2014</u>				
<b>LEGAL NAME of inventor to whom this substitute statement applies:</b>				
(E.g., Given Name (first and middle (if any)) and Family Name or Surname)				
Oliver Gleeson				
Residence (except for a deceased or legally incapacitated inventor):				
City	Auckland	State	Country NZ	
Mailing Address (except for a deceased or legally incapacitated inventor):				
19A Ropata Avenue, Point England				
City	Auckland	State	Zip	Country NZ
I believe the above-named inventor or joint inventor to be the original inventor or an original joint inventor of a claimed invention in the application.				
The above-identified application was made or authorized to be made by me.				
I hereby acknowledge that any willful false statement made in this statement is punishable under 18 U.S.C. 1001 by fine or imprisonment of not more than five (5) years, or both.				
Relationship to the inventor to whom this substitute statement applies:				
<input type="checkbox"/> Legal Representative (for deceased or legally incapacitated inventor only),				
<input checked="" type="checkbox"/> Assignee,				
<input type="checkbox"/> Person to whom the inventor is under an obligation to assign,				
<input type="checkbox"/> Person who otherwise shows a sufficient proprietary interest in the matter (petition under 37 CFR 1.46 is required), or				
<input type="checkbox"/> Joint Inventor.				

[Page 1 of 2]

This collection of information is required by 35 U.S.C. 115 and 37 CFR 1.63. The information is required to obtain or retain a benefit by the public which is to file (and by the USPTO to process) an application. Confidentiality is governed by 35 U.S.C. 122 and 37 CFR 1.11 and 1.14. This collection is estimated to take 1 minute to complete, including gathering, preparing, and submitting the completed application form to the USPTO. Time will vary depending upon the individual case. Any comments on the amount of time you require to complete this form and/or suggestions for reducing this burden, should be sent to the Chief Information Officer, U.S. Patent and Trademark Office, U.S. Department of Commerce, P.O. Box 1450, Alexandria, VA 22313-1450. DO NOT SEND FEES OR COMPLETED FORMS TO THIS ADDRESS. SEND TO: Commissioner for Patents, P.O. Box 1450, Alexandria, VA 22313-1450.

If you need assistance in completing the form, call 1-800-PTO-9199 and select option 2.

Under the Paperwork Reduction Act of 1995, no persons are required to respond to a collection of information unless it displays a valid OMB control number.

## SUBSTITUTE STATEMENT

Circumstances permitting execution of this substitute statement:

Inventor is deceased,

Inventor is under legal incapacity,

Inventor cannot be found or reached after diligent effort, or

Inventor has refused to execute the oath or declaration under 37 CFR 1.63.

If there are joint inventors, please check the appropriate box below:

An application data sheet under 37 CFR 1.76 (PTO/AIA/14 or equivalent) naming the entire inventive entity has been or is currently submitted.

OR

An application data sheet under 37 CFR 1.76 (PTO/AIA/14 or equivalent) has not been submitted. Thus, a Substitute Statement Supplemental Sheet (PTO/AIA/11 or equivalent) naming the entire inventive entity and providing inventor information is attached. See 37 CFR 1.64(b).

**WARNING:**

Petitioner/applicant is cautioned to avoid submitting personal information in documents filed in a patent application that may contribute to identity theft. Personal information such as social security numbers, bank account numbers, or credit card numbers (other than a check or credit card authorization form PTO-2038 submitted for payment purposes) is never required by the USPTO to support a petition or an application. If this type of personal information is included in documents submitted to the USPTO, petitioners/applicants should consider redacting such personal information from the documents before submitting them to the USPTO. Petitioner/applicant is advised that the record of a patent application is available to the public after publication of the application (unless a non-publication request in compliance with 37 CFR 1.213(a) is made in the application) or issuance of a patent. Furthermore, the record from an abandoned application may also be available to the public if the application is referenced in a published application or an issued patent (see 37 CFR 1.14). Checks and credit card authorization forms PTO-2038 submitted for payment purposes are not retained in the application file and therefore are not publicly available.

**PERSON EXECUTING THIS SUBSTITUTE STATEMENT:**

Name: <b>Jon Harwood</b>	Date (Optional): <b>4 DEC 2014</b>
Signature:	

**APPLICANT NAME AND TITLE OF PERSON EXECUTING THIS SUBSTITUTE STATEMENT:**

If the applicant is a juristic entity, list the applicant name and the title of the signer:

**Fisher & Paykel Healthcare Limited**

Applicant Name:

Title of Person Executing This Substitute Statement: **Group Intellectual Property Manager**

The signer, whose title is supplied above, is authorized to act on behalf of the applicant.

**Residence of the signer (unless provided in an application data sheet, PTO/AIA/14 or equivalent):**

City	State	Country
------	-------	---------

**Mailing Address of the signer (unless provided in an application data sheet, PTO/AIA/14 or equivalent)**

City	State	Zip	Country
------	-------	-----	---------

Note: Use an additional PTO/AIA/02 form for each inventor who is deceased, legally incapacitated, cannot be found or reached after diligent effort, or has refused to execute the oath or declaration under 37 CFR 1.63.

## Privacy Act Statement

The Privacy Act of 1974 (P.L. 93-579) requires that you be given certain information in connection with your submission of the attached form related to a patent application or patent. Accordingly, pursuant to the requirements of the Act, please be advised that: (1) the general authority for the collection of this information is 35 U.S.C. 2(b)(2); (2) furnishing of the information solicited is voluntary; and (3) the principal purpose for which the information is used by the U.S. Patent and Trademark Office is to process and/or examine your submission related to a patent application or patent. If you do not furnish the requested information, the U.S. Patent and Trademark Office may not be able to process and/or examine your submission, which may result in termination of proceedings or abandonment of the application or expiration of the patent.

The information provided by you in this form will be subject to the following routine uses:

1. The information on this form will be treated confidentially to the extent allowed under the Freedom of Information Act (5 U.S.C. 552) and the Privacy Act (5 U.S.C. 552a). Records from this system of records may be disclosed to the Department of Justice to determine whether disclosure of these records is required by the Freedom of Information Act.
2. A record from this system of records may be disclosed, as a routine use, in the course of presenting evidence to a court, magistrate, or administrative tribunal, including disclosures to opposing counsel in the course of settlement negotiations.
3. A record in this system of records may be disclosed, as a routine use, to a Member of Congress submitting a request involving an individual, to whom the record pertains, when the individual has requested assistance from the Member with respect to the subject matter of the record.
4. A record in this system of records may be disclosed, as a routine use, to a contractor of the Agency having need for the information in order to perform a contract. Recipients of information shall be required to comply with the requirements of the Privacy Act of 1974, as amended, pursuant to 5 U.S.C. 552a(m).
5. A record related to an International Application filed under the Patent Cooperation Treaty in this system of records may be disclosed, as a routine use, to the International Bureau of the World Intellectual Property Organization, pursuant to the Patent Cooperation Treaty.
6. A record in this system of records may be disclosed, as a routine use, to another federal agency for purposes of National Security review (35 U.S.C. 181) and for review pursuant to the Atomic Energy Act (42 U.S.C. 218(c)).
7. A record from this system of records may be disclosed, as a routine use, to the Administrator, General Services, or his/her designee, during an inspection of records conducted by GSA as part of that agency's responsibility to recommend improvements in records management practices and programs, under authority of 44 U.S.C. 2904 and 2906. Such disclosure shall be made in accordance with the GSA regulations governing inspection of records for this purpose, and any other relevant (i.e., GSA or Commerce) directive. Such disclosure shall not be used to make determinations about individuals.
8. A record from this system of records may be disclosed, as a routine use, to the public after either publication of the application pursuant to 35 U.S.C. 122(b) or issuance of a patent pursuant to 35 U.S.C. 151. Further, a record may be disclosed, subject to the limitations of 37 CFR 1.14, as a routine use, to the public if the record was filed in an application which became abandoned or in which the proceedings were terminated and which application is referenced by either a published application, an application open to public inspection or an issued patent.
9. A record from this system of records may be disclosed, as a routine use, to a Federal, State, or local law enforcement agency, if the USPTO becomes aware of a violation or potential violation of law or regulation.



**CERTIFICATE OF NON-REVOCATION OF POWER OF ATTORNEY**

**I, THE UNDERSIGNED**, hereby certify that:

1. by a Power of Attorney dated 5 November 2013 Fisher & Paykel Healthcare Limited appointed me as its Attorney on the terms and subject to the conditions set out in such Power of Attorney;
2. I have executed the attached document pursuant to the powers conferred upon me by such Power of Attorney; and
3. at the time of signing this Certificate I have not received any notice or intimation of the revocation of my appointment or of the Power of Attorney.

**DATED**

4 DEC 2014 .

  
\_\_\_\_\_  
Jon Harwood

## Electronic Acknowledgement Receipt

<b>EFS ID:</b>	22726547
<b>Application Number:</b>	14333134
<b>International Application Number:</b>	
<b>Confirmation Number:</b>	6841
<b>Title of Invention:</b>	BREATHING ASSISTANCE APPARATUS
<b>First Named Inventor/Applicant Name:</b>	Alastair Edwin McAuley
<b>Customer Number:</b>	20995
<b>Filer:</b>	Allyson Gayle Brown/Sandra Autry
<b>Filer Authorized By:</b>	Allyson Gayle Brown
<b>Attorney Docket Number:</b>	FPHCR.112C1
<b>Receipt Date:</b>	24-JUN-2015
<b>Filing Date:</b>	16-JUL-2014
<b>Time Stamp:</b>	15:50:41
<b>Application Type:</b>	Utility under 35 USC 111(a)

### Payment information:

Submitted with Payment	no
------------------------	----

### File Listing:

Document Number	Document Description	File Name	File Size(Bytes)/ Message Digest	Multi Part /.zip	Pages (if appl.)
1	Transmittal Letter	FPHCR112C1_TRANSMITTAL.pdf	23012 <small>973427fc1904d913684653fec803446d9b0b70e</small>	no	1

### Warnings:

### Information:

RMD



2	Oath or Declaration filed	FPHCR112C1_DECLARATION.pdf	414072 d55340c7dcb37ce17edfb21341d140a4256a912eb	no	9
---	---------------------------	----------------------------	-----------------------------------------------------	----	---

**Warnings:**

**Information:**

<b>Total Files Size (in bytes):</b>	437084
-------------------------------------	--------

**This Acknowledgement Receipt evidences receipt on the noted date by the USPTO of the indicated documents, characterized by the applicant, and including page counts, where applicable. It serves as evidence of receipt similar to a Post Card, as described in MPEP 503.**

**New Applications Under 35 U.S.C. 111**

**If a new application is being filed and the application includes the necessary components for a filing date (see 37 CFR 1.53(b)-(d) and MPEP 506), a Filing Receipt (37 CFR 1.54) will be issued in due course and the date shown on this Acknowledgement Receipt will establish the filing date of the application.**

**National Stage of an International Application under 35 U.S.C. 371**

**If a timely submission to enter the national stage of an international application is compliant with the conditions of 35 U.S.C. 371 and other applicable requirements a Form PCT/DO/EO/903 indicating acceptance of the application as a national stage submission under 35 U.S.C. 371 will be issued in addition to the Filing Receipt, in due course.**

**New International Application Filed with the USPTO as a Receiving Office**

**If a new international application is being filed and the international application includes the necessary components for an international filing date (see PCT Article 11 and MPEP 1810), a Notification of the International Application Number and of the International Filing Date (Form PCT/RO/105) will be issued in due course, subject to prescriptions concerning national security, and the date shown on this Acknowledgement Receipt will establish the international filing date of the application.**



UNITED STATES PATENT AND TRADEMARK OFFICE

UNITED STATES DEPARTMENT OF COMMERCE
United States Patent and Trademark Office
Address: COMMISSIONER FOR PATENTS
P.O. Box 1450
Alexandria, Virginia 22313-1450
www.uspto.gov

Table with 4 columns: APPLICATION NUMBER (14/333,134), FILING OR 371(C) DATE (07/16/2014), FIRST NAMED APPLICANT (Alastair Edwin McAuley), ATTY. DOCKET NO./TITLE (FPHCR.112C1)

CONFIRMATION NO. 6841

PUBLICATION NOTICE



20995
KNOBBE MARTENS OLSON & BEAR LLP
2040 MAIN STREET
FOURTEENTH FLOOR
IRVINE, CA 92614

Title: BREATHING ASSISTANCE APPARATUS

Publication No. US-2015-0013678-A1
Publication Date: 01/15/2015

NOTICE OF PUBLICATION OF APPLICATION

The above-identified application will be electronically published as a patent application publication pursuant to 37 CFR 1.211, et seq. The patent application publication number and publication date are set forth above.

The publication may be accessed through the USPTO's publically available Searchable Databases via the Internet at www.uspto.gov. The direct link to access the publication is currently http://www.uspto.gov/patft/.

The publication process established by the Office does not provide for mailing a copy of the publication to applicant. A copy of the publication may be obtained from the Office upon payment of the appropriate fee set forth in 37 CFR 1.19(a)(1). Orders for copies of patent application publications are handled by the USPTO's Office of Public Records. The Office of Public Records can be reached by telephone at (703) 308-9726 or (800) 972-6382, by facsimile at (703) 305-8759, by mail addressed to the United States Patent and Trademark Office, Office of Public Records, Alexandria, VA 22313-1450 or via the Internet.

In addition, information on the status of the application, including the mailing date of Office actions and the dates of receipt of correspondence filed in the Office, may also be accessed via the Internet through the Patent Electronic Business Center at www.uspto.gov using the public side of the Patent Application Information and Retrieval (PAIR) system. The direct link to access this status information is currently http://pair.uspto.gov/. Prior to publication, such status information is confidential and may only be obtained by applicant using the private side of PAIR.

Further assistance in electronically accessing the publication, or about PAIR, is available by calling the Patent Electronic Business Center at 1-866-217-9197.

Office of Data Management, Application Assistance Unit (571) 272-4000, or (571) 272-4200, or 1-888-786-0101



UNITED STATES PATENT AND TRADEMARK OFFICE

UNITED STATES DEPARTMENT OF COMMERCE  
United States Patent and Trademark Office  
Address: COMMISSIONER FOR PATENTS  
P.O. Box 1450  
Alexandria, Virginia 22313-1450  
www.uspto.gov

APPLICATION NUMBER	FILING OR 371(C) DATE	FIRST NAMED APPLICANT	ATTY. DOCKET NO./TITLE
14/333,134	07/16/2014	Alastair Edwin McAuley	FPHCR.112C1

**CONFIRMATION NO. 6841**

**POA ACCEPTANCE LETTER**

20995  
KNOBBE MARTENS OLSON & BEAR LLP  
2040 MAIN STREET  
FOURTEENTH FLOOR  
IRVINE, CA 92614



Date Mailed: 10/08/2014

**NOTICE OF ACCEPTANCE OF POWER OF ATTORNEY**

This is in response to the Power of Attorney filed 09/29/2014.

The Power of Attorney in this application is accepted. Correspondence in this application will be mailed to the above address as provided by 37 CFR 1.33.

/ytdemisse/

Office of Data Management, Application Assistance Unit (571) 272-4000, or (571) 272-4200, or 1-888-786-0101

**PATENT APPLICATION FEE DETERMINATION RECORD**

Substitute for Form PTO-875

Application or Docket Number  
14/333,134

**APPLICATION AS FILED - PART I**

(Column 1) (Column 2)

FOR	NUMBER FILED	NUMBER EXTRA
BASIC FEE (37 CFR 1.16(a), (b), or (c))	N/A	N/A
SEARCH FEE (37 CFR 1.16(k), (l), or (m))	N/A	N/A
EXAMINATION FEE (37 CFR 1.16(o), (p), or (q))	N/A	N/A
TOTAL CLAIMS (37 CFR 1.16(j))	15	minus 20 = *
INDEPENDENT CLAIMS (37 CFR 1.16(h))	2	minus 3 = *
APPLICATION SIZE FEE (37 CFR 1.16(s))	If the specification and drawings exceed 100 sheets of paper, the application size fee due is \$310 (\$155 for small entity) for each additional 50 sheets or fraction thereof. See 35 U.S.C. 41(a)(1)(G) and 37 CFR 1.16(s).	
MULTIPLE DEPENDENT CLAIM PRESENT (37 CFR 1.16(j))		

**SMALL ENTITY**

RATE(\$)	FEE(\$)
N/A	
N/A	
N/A	
TOTAL	

**OR OTHER THAN SMALL ENTITY**

RATE(\$)	FEE(\$)
N/A	280
N/A	600
N/A	720
x 80 =	0.00
x 420 =	0.00
	0.00
	0.00
TOTAL	1600

\* If the difference in column 1 is less than zero, enter "0" in column 2.

**APPLICATION AS AMENDED - PART II**

(Column 1) (Column 2) (Column 3)

AMENDMENT A		CLAIMS REMAINING AFTER AMENDMENT		HIGHEST NUMBER PREVIOUSLY PAID FOR	PRESENT EXTRA
	Total (37 CFR 1.16(i))	*	Minus	**	=
	Independent (37 CFR 1.16(h))	*	Minus	***	=
	Application Size Fee (37 CFR 1.16(s))				
	FIRST PRESENTATION OF MULTIPLE DEPENDENT CLAIM (37 CFR 1.16(j))				

**SMALL ENTITY**

RATE(\$)	ADDITIONAL FEE(\$)
x =	
x =	
TOTAL ADD'L FEE	

**OR OTHER THAN SMALL ENTITY**

RATE(\$)	ADDITIONAL FEE(\$)
x =	
x =	
TOTAL ADD'L FEE	

(Column 1) (Column 2) (Column 3)

AMENDMENT B		CLAIMS REMAINING AFTER AMENDMENT		HIGHEST NUMBER PREVIOUSLY PAID FOR	PRESENT EXTRA
	Total (37 CFR 1.16(i))	*	Minus	**	=
	Independent (37 CFR 1.16(h))	*	Minus	***	=
	Application Size Fee (37 CFR 1.16(s))				
	FIRST PRESENTATION OF MULTIPLE DEPENDENT CLAIM (37 CFR 1.16(j))				

**SMALL ENTITY**

RATE(\$)	ADDITIONAL FEE(\$)
x =	
x =	
TOTAL ADD'L FEE	

**OR OTHER THAN SMALL ENTITY**

RATE(\$)	ADDITIONAL FEE(\$)
x =	
x =	
TOTAL ADD'L FEE	

\* If the entry in column 1 is less than the entry in column 2, write "0" in column 3.

\*\* If the "Highest Number Previously Paid For" IN THIS SPACE is less than 20, enter "20".

\*\*\* If the "Highest Number Previously Paid For" IN THIS SPACE is less than 3, enter "3".

The "Highest Number Previously Paid For" (Total or Independent) is the highest found in the appropriate box in column 1.



UNITED STATES PATENT AND TRADEMARK OFFICE

UNITED STATES DEPARTMENT OF COMMERCE
United States Patent and Trademark Office
Address: COMMISSIONER FOR PATENTS
P.O. Box 1450
Alexandria, Virginia 22313-1450
www.uspto.gov

Table with 4 columns: APPLICATION NUMBER (14/333,134), FILING OR 371(C) DATE (07/16/2014), FIRST NAMED APPLICANT (Alastair Edwin McAuley), ATTY. DOCKET NO./TITLE (FPHCR.112C1)

CONFIRMATION NO. 6841

20995
KNOBBE MARTENS OLSON & BEAR LLP
2040 MAIN STREET
FOURTEENTH FLOOR
IRVINE, CA 92614

NOTICE



Date Mailed: 10/08/2014

INFORMATIONAL NOTICE TO APPLICANT

Applicant is notified that the above-identified application contains the deficiencies noted below. No period for reply is set forth in this notice for correction of these deficiencies. However, if a deficiency relates to the inventor's oath or declaration, the applicant must file an oath or declaration in compliance with 37 CFR 1.63, or a substitute statement in compliance with 37 CFR 1.64, executed by or with respect to each actual inventor no later than the expiration of the time period set in the "Notice of Allowability" to avoid abandonment. See 37 CFR 1.53(f).

The item(s) indicated below are also required and should be submitted with any reply to this notice to avoid further processing delays.

- A properly executed inventor's oath or declaration has not been received for the following inventor(s):
Alastair Edwin McAuley
Craig Robert Prentice
Oliver Gleeson



UNITED STATES PATENT AND TRADEMARK OFFICE

UNITED STATES DEPARTMENT OF COMMERCE
United States Patent and Trademark Office
Address: COMMISSIONER FOR PATENTS
P.O. Box 1450
Alexandria, Virginia 22313-1450
www.uspto.gov

Table with 7 columns: APPLICATION NUMBER, FILING or 371(c) DATE, GRP ART UNIT, FIL FEE REC'D, ATTY. DOCKET NO, TOT CLAIMS, IND CLAIMS. Row 1: 14/333,134, 07/16/2014, 3771, 1740, FPHCR.112C1, 15, 2

CONFIRMATION NO. 6841

UPDATED FILING RECEIPT



20995
KNOBBE MARTENS OLSON & BEAR LLP
2040 MAIN STREET
FOURTEENTH FLOOR
IRVINE, CA 92614

Date Mailed: 10/08/2014

Receipt is acknowledged of this non-provisional patent application. The application will be taken up for examination in due course. Applicant will be notified as to the results of the examination. Any correspondence concerning the application must include the following identification information: the U.S. APPLICATION NUMBER, FILING DATE, NAME OF APPLICANT, and TITLE OF INVENTION. Fees transmitted by check or draft are subject to collection. Please verify the accuracy of the data presented on this receipt. If an error is noted on this Filing Receipt, please submit a written request for a Filing Receipt Correction. Please provide a copy of this Filing Receipt with the changes noted thereon. If you received a "Notice to File Missing Parts" for this application, please submit any corrections to this Filing Receipt with your reply to the Notice. When the USPTO processes the reply to the Notice, the USPTO will generate another Filing Receipt incorporating the requested corrections

Inventor(s)

Alastair Edwin McAuley, Dallas, TX;
Craig Robert Prentice, Auckland, NEW ZEALAND;
Oliver Gleeson, Auckland, NEW ZEALAND;

Applicant(s)

Fisher & Paykel Healthcare Limited, Auckland, NEW ZEALAND

Power of Attorney: The patent practitioners associated with Customer Number 20995

Domestic Priority data as claimed by applicant

This application is a CON of 10/598,026 10/18/2007 PAT 8783257
which is a 371 of PCT/NZ05/00023 02/18/2005

Foreign Applications (You may be eligible to benefit from the Patent Prosecution Highway program at the USPTO. Please see http://www.uspto.gov for more information.)

NEW ZEALAND 531332 02/23/2004
NEW ZEALAND 534606 08/06/2004

Permission to Access - A proper Authorization to Permit Access to Application by Participating Offices (PTO/SB/39 or its equivalent) has been received by the USPTO.

If Required, Foreign Filing License Granted: 07/25/2014

The country code and number of your priority application, to be used for filing abroad under the Paris Convention, is US 14/333,134

Projected Publication Date: 01/15/2015

Non-Publication Request: No

**Early Publication Request: No**  
**Title**

BREATHING ASSISTANCE APPARATUS

**Preliminary Class**

128

**Statement under 37 CFR 1.55 or 1.78 for AIA (First Inventor to File) Transition Applications: No**

## **PROTECTING YOUR INVENTION OUTSIDE THE UNITED STATES**

Since the rights granted by a U.S. patent extend only throughout the territory of the United States and have no effect in a foreign country, an inventor who wishes patent protection in another country must apply for a patent in a specific country or in regional patent offices. Applicants may wish to consider the filing of an international application under the Patent Cooperation Treaty (PCT). An international (PCT) application generally has the same effect as a regular national patent application in each PCT-member country. The PCT process **simplifies** the filing of patent applications on the same invention in member countries, but **does not result** in a grant of "an international patent" and does not eliminate the need of applicants to file additional documents and fees in countries where patent protection is desired.

Almost every country has its own patent law, and a person desiring a patent in a particular country must make an application for patent in that country in accordance with its particular laws. Since the laws of many countries differ in various respects from the patent law of the United States, applicants are advised to seek guidance from specific foreign countries to ensure that patent rights are not lost prematurely.

Applicants also are advised that in the case of inventions made in the United States, the Director of the USPTO must issue a license before applicants can apply for a patent in a foreign country. The filing of a U.S. patent application serves as a request for a foreign filing license. The application's filing receipt contains further information and guidance as to the status of applicant's license for foreign filing.

Applicants may wish to consult the USPTO booklet, "General Information Concerning Patents" (specifically, the section entitled "Treaties and Foreign Patents") for more information on timeframes and deadlines for filing foreign patent applications. The guide is available either by contacting the USPTO Contact Center at 800-786-9199, or it can be viewed on the USPTO website at <http://www.uspto.gov/web/offices/pac/doc/general/index.html>.

For information on preventing theft of your intellectual property (patents, trademarks and copyrights), you may wish to consult the U.S. Government website, <http://www.stopfakes.gov>. Part of a Department of Commerce initiative, this website includes self-help "toolkits" giving innovators guidance on how to protect intellectual property in specific countries such as China, Korea and Mexico. For questions regarding patent enforcement issues, applicants may call the U.S. Government hotline at 1-866-999-HALT (1-866-999-4258).

**LICENSE FOR FOREIGN FILING UNDER**  
**Title 35, United States Code, Section 184**  
**Title 37, Code of Federal Regulations, 5.11 & 5.15**

**GRANTED**

The applicant has been granted a license under 35 U.S.C. 184, if the phrase "IF REQUIRED, FOREIGN FILING LICENSE GRANTED" followed by a date appears on this form. Such licenses are issued in all applications where the conditions for issuance of a license have been met, regardless of whether or not a license may be required as set forth in 37 CFR 5.15. The scope and limitations of this license are set forth in 37 CFR 5.15(a) unless an earlier license has been issued under 37 CFR 5.15(b). The license is subject to revocation upon written notification. The date indicated is the effective date of the license, unless an earlier license of similar scope has been granted under 37 CFR 5.13 or 5.14.

This license is to be retained by the licensee and may be used at any time on or after the effective date thereof unless it is revoked. This license is automatically transferred to any related applications(s) filed under 37 CFR 1.53(d). This license is not retroactive.

The grant of a license does not in any way lessen the responsibility of a licensee for the security of the subject matter as imposed by any Government contract or the provisions of existing laws relating to espionage and the national security or the export of technical data. Licensees should apprise themselves of current regulations especially with respect to certain countries, of other agencies, particularly the Office of Defense Trade Controls, Department of State (with respect to Arms, Munitions and Implements of War (22 CFR 121-128)); the Bureau of Industry and Security, Department of Commerce (15 CFR parts 730-774); the Office of Foreign Assets Control, Department of Treasury (31 CFR Parts 500+) and the Department of Energy.

**NOT GRANTED**

No license under 35 U.S.C. 184 has been granted at this time, if the phrase "IF REQUIRED, FOREIGN FILING LICENSE GRANTED" DOES NOT appear on this form. Applicant may still petition for a license under 37 CFR 5.12, if a license is desired before the expiration of 6 months from the filing date of the application. If 6 months has lapsed from the filing date of this application and the licensee has not received any indication of a secrecy order under 35 U.S.C. 181, the licensee may foreign file the application pursuant to 37 CFR 5.15(b).

---

***SelectUSA***

The United States represents the largest, most dynamic marketplace in the world and is an unparalleled location for business investment, innovation, and commercialization of new technologies. The U.S. offers tremendous resources and advantages for those who invest and manufacture goods here. Through SelectUSA, our nation works to promote and facilitate business investment. SelectUSA provides information assistance to the international investor community; serves as an ombudsman for existing and potential investors; advocates on behalf of U.S. cities, states, and regions competing for global investment; and counsels U.S. economic development organizations on investment attraction best practices. To learn more about why the United States is the best country in the world to develop technology, manufacture products, deliver services, and grow your business, visit <http://www.SelectUSA.gov> or call +1-202-482-6800.



Please Direct All Correspondence to Customer Number 20995

---

**RESPONSE TO FORMALITIES NOTICE**

Inventor	:	Alastair Edwin McAuley
App. No.	:	14/333134
Filed	:	July 16, 2014
For	:	BREATHING ASSISTANCE APPARATUS
Art Unit	:	3771
Conf No.	:	6841

**Mail Stop Missing Parts  
Commissioner for Patents  
P.O. Box 1450  
Alexandria, VA 22313-1450**

Dear Sir:

The above-captioned application was filed lacking at least one item that would advance application to examination. Enclosed in compliance with 37 CFR 1.53(f) are the following.

- (X) Replacement drawings in 10 pages.
- (X) Power of Attorney by Applicant.
- (X) Information Disclosure Statement.
- (X) Rescission of any Prior Disclaimer and Request to Revisit Art.
- (X) Fees will be paid via EFS Web. Any extension of time will be requested by payment of the appropriate extension fee.

The Commissioner is hereby authorized to charge any additional fees which may be required, now or in the future, or credit any overpayment, to Account No. 11-1410.

/Allyson Brown/

Allyson Brown  
Registration No. 65,426  
Attorney of Record  
Customer No. 20995  
(949) 760-0404


18971591

Under the Paperwork Reduction Act of 1995, no persons are required to respond to a collection of information unless it displays a valid OMB control number.

## TRANSMITTAL FOR POWER OF ATTORNEY TO ONE OR MORE REGISTERED PRACTITIONERS

NOTE: This form is to be submitted with the Power of Attorney by Applicant form (PTO/AIA/82B) to identify the application to which the Power of Attorney is directed, in accordance with 37 CFR 1.5, unless the application number and filing date are identified in the Power of Attorney by Applicant form. If neither form PTO/AIA/82A nor form PTO/AIA/82B identifies the application to which the Power of Attorney is directed, the Power of Attorney will not be recognized in the application.

Application Number	14/333134
Filing Date	July 16, 2014
First Named Inventor	Alastair Edwin McAuley
Title	BREATHING ASSISTANCE APPARATUS
Art Unit	3771
Examiner Name	Unassigned
Attorney Docket Number	FPHCR.112C1

SIGNATURE of Applicant or Patent Practitioner			
Signature		Date (Optional)	9/29/14
Name	Allyson Brown	Registration Number	65426
Title (if Applicant is a juristic entity)			
Applicant Name (if Applicant is a juristic entity)			

**NOTE:** This form must be signed in accordance with 37 CFR 1.33. See 37 CFR 1.4(d) for signature requirements and certifications. If more than one applicant, use multiple forms.

\*Total of 1 forms are submitted.

This collection of information is required by 37 CFR 1.131, 1.32, and 1.33. The information is required to obtain or retain a benefit by the public which is to file (and by the USPTO to process) an application. Confidentiality is governed by 35 U.S.C. 122 and 37 CFR 1.11 and 1.14. This collection is estimated to take 3 minutes to complete, including gathering, preparing, and submitting the completed application form to the USPTO. Time will vary depending upon the individual case. Any comments on the amount of time you require to complete this form and/or suggestions for reducing this burden, should be sent to the Chief Information Officer, U.S. Patent and Trademark Office, U.S. Department of Commerce, P.O. Box 1450, Alexandria, VA 22313-1450. **DO NOT SEND FEES OR COMPLETED FORMS TO THIS ADDRESS. SEND TO: Commissioner for Patents, P.O. Box 1450, Alexandria, VA 22313-1450.**

*If you need assistance in completing the form, call 1-800-PTO-9199 and select option 2.*

**POWER OF ATTORNEY BY APPLICANT**

Commissioner for Patents  
P.O. Box 1450  
Alexandria, VA 22313-1450

Dear Sir:

I hereby revoke all previous powers of attorney given in the application identified in the attached transmittal letter.

I hereby appoint Practitioner(s) associated with the following Customer Number as my/our attorney(s) or agent(s), and to transact all business in the United States Patent and Trademark Office connected therewith for the application referenced in the attached transmittal letter (form PTO/AIA/82A or equivalent): **Customer No. 20,995**

Please recognize or change the correspondence address for the application identified in the attached transmittal letter to the address associated with **Customer No. 20,995**.

I am the Applicant: FISHER & PAYKEL HEALTHCARE LIMITED, the Assignee or Person to Whom the Inventor is Under an Obligation to Assign.

Signature of Applicant for Patent

The undersigned (whose title is supplied below) is authorized to act on behalf of the applicant.

Signature:	<u>L. Graddon</u>	Date:	<u>3/7/13</u>
Name:	<u>L. GRADDON</u>	Title:	<u>SENIOR VICE PRESIDENT</u>
Signature:	<u>Michael Daniell</u>	Date:	<u>3/7/13</u>
Name:	<u>Michael Daniell</u>	Title:	<u>CEO</u>

14737883:ah  
012513

Please Direct All Correspondence to Customer Number 20995

---

**RESCISSION OF ANY PRIOR DISCLAIMERS AND REQUEST TO REVISIT ART**

Inventor	:	Alastair Edwin McAuley
App. No	:	14/333134
Filed	:	July 16, 2014
For	:	BREATHING ASSISTANCE APPARATUS
Examiner	:	Unassigned
Art Unit	:	3771
Conf #	:	6841

Commissioner for Patents  
P.O. Box 1450  
Alexandria, VA 22313-1450

Dear Sir:

The claims of the present application are different and possibly broader in scope than the claims pursued in the parent application(s). To the extent any prior amendments or characterizations of the scope of any claim or referenced art could be construed as a disclaimer of any subject matter supported by the present disclosure, Applicant hereby rescinds and retracts such disclaimer. Accordingly, the references previously considered in the parent application(s) may need to be re-visited.

Please charge any additional fees, including any fees for additional extension of time, or credit overpayment to Deposit Account No. 11-1410.

Knobbe, Martens, Olson & Bear, LLP

Respectfully submitted,

Dated: September 29, 2014

/Allyson Brown/

Allyson Brown  
Registration No. 65,426  
Attorney of Record  
Customer No. 20995  
(949) 760-0404

18970755

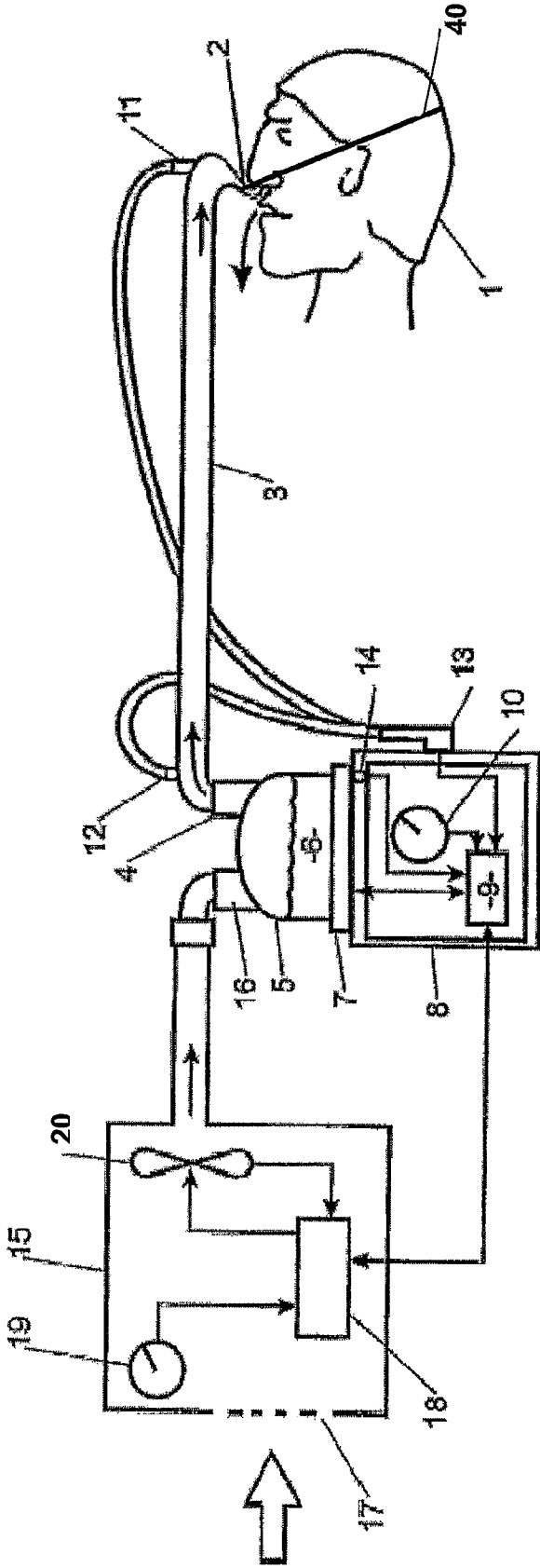


Figure 1

Replacement Sheet

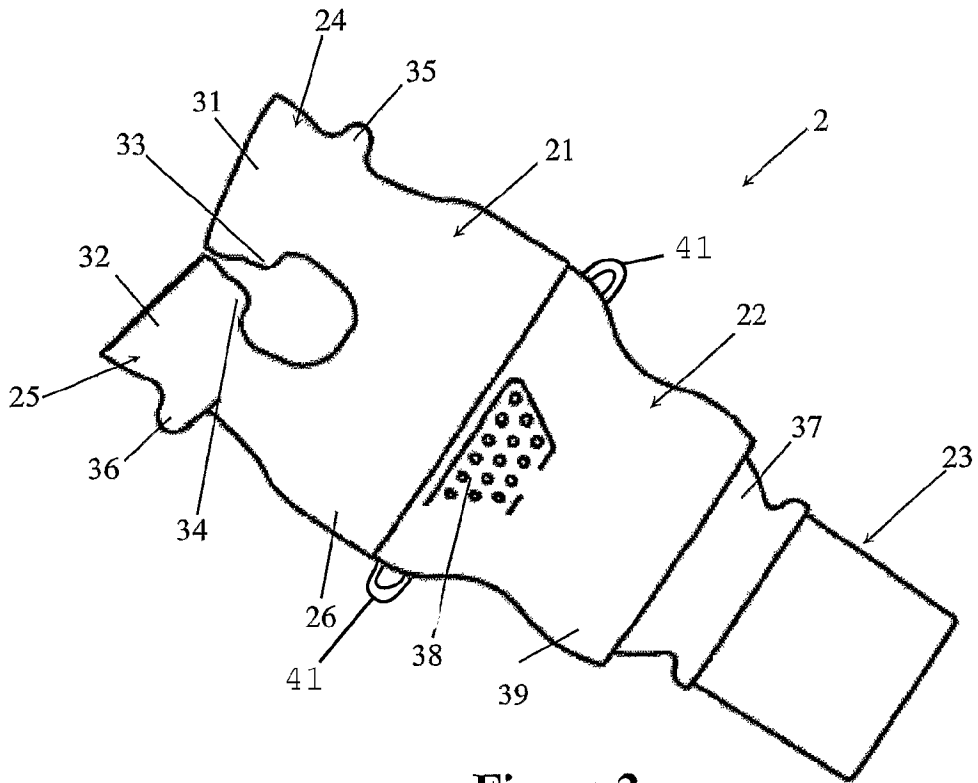


Figure 2

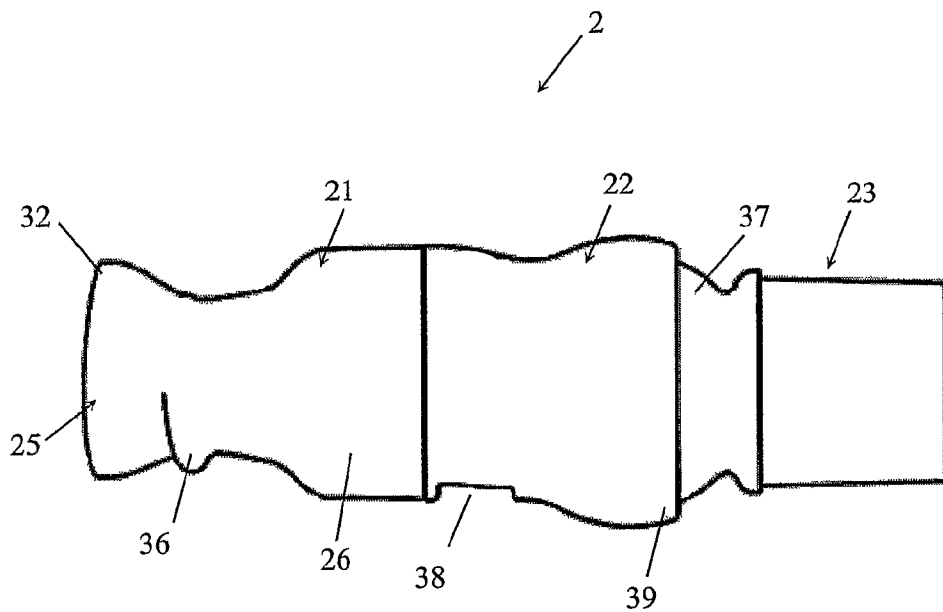


Figure 3

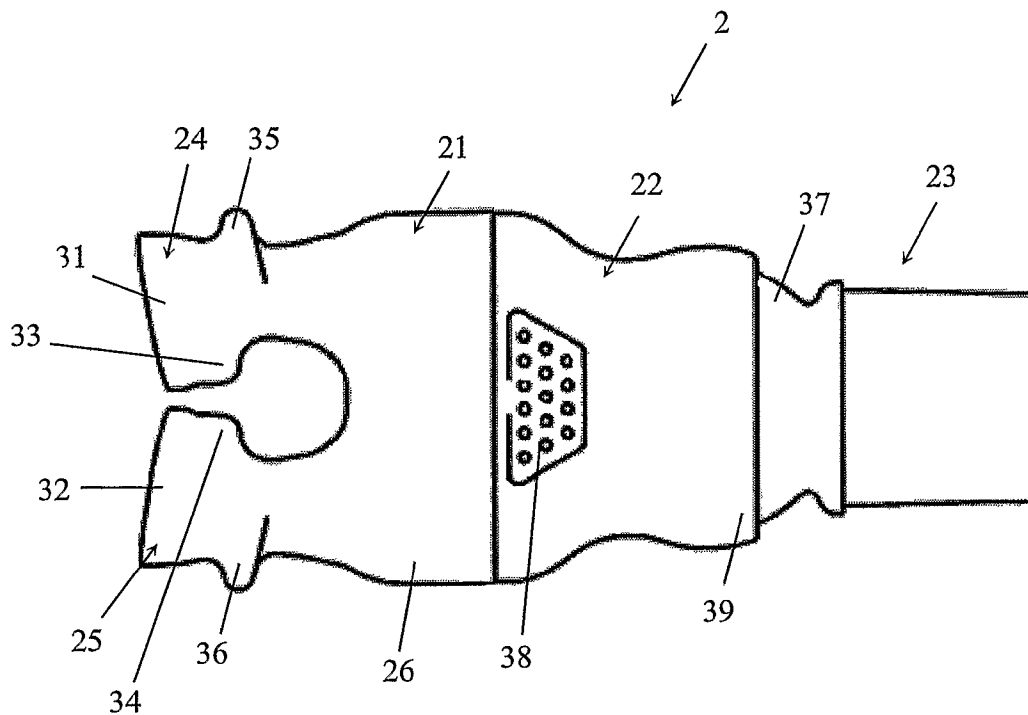


Figure 4

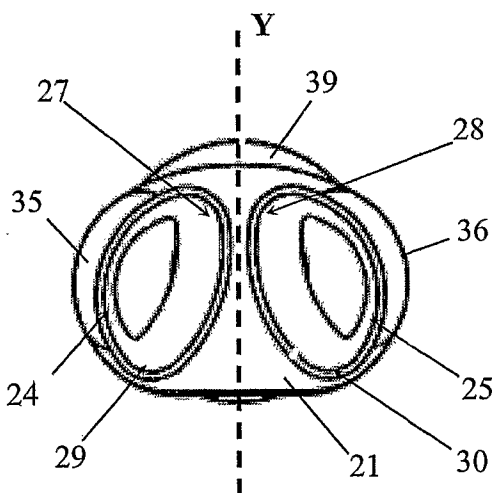
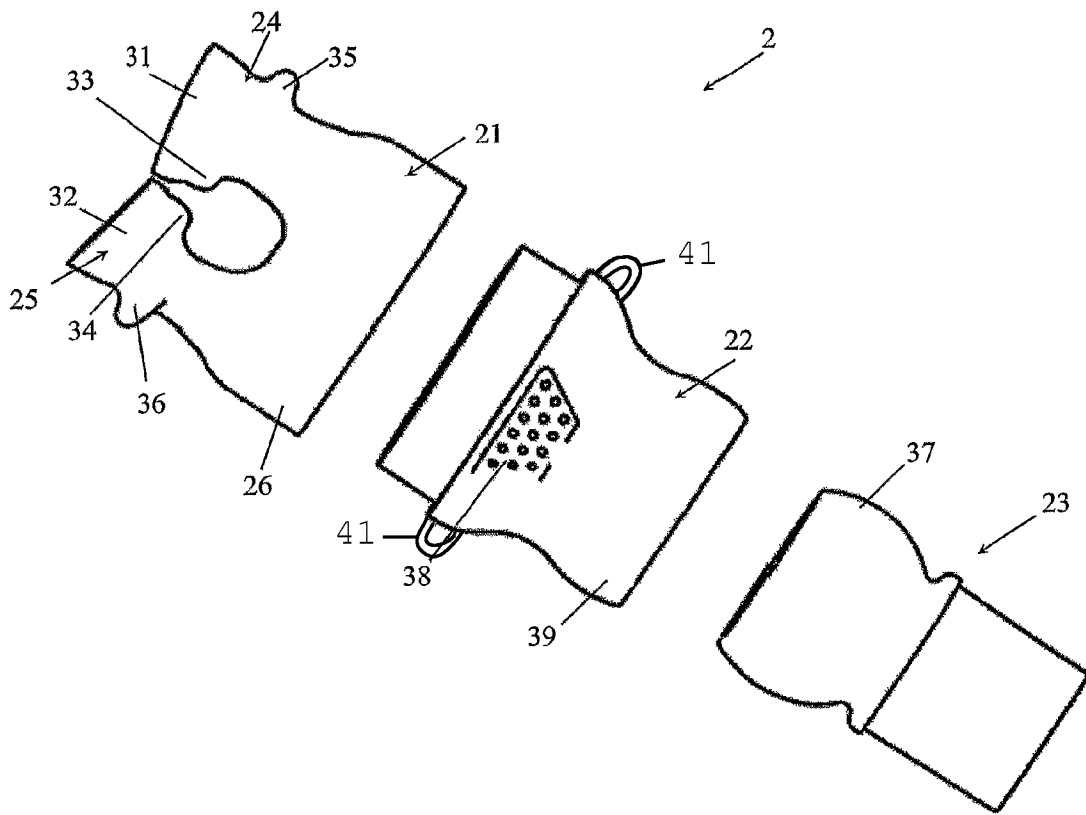


Figure 5

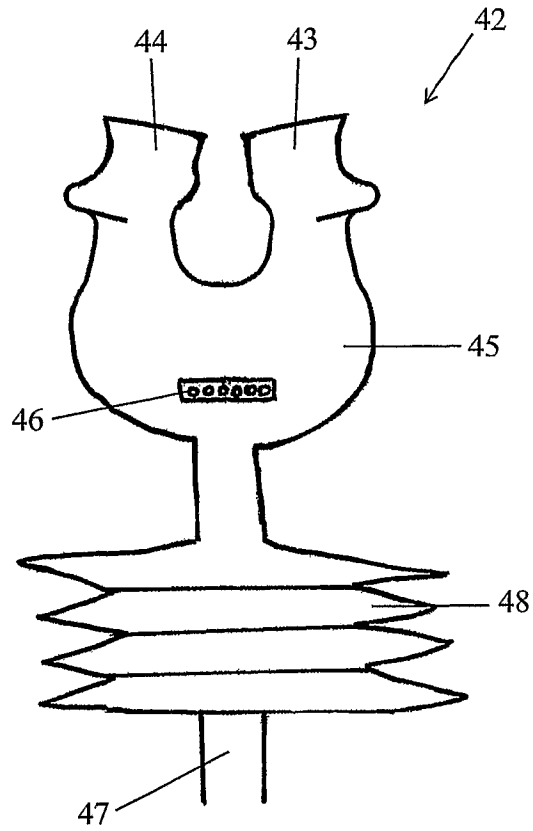
Replacement Sheet



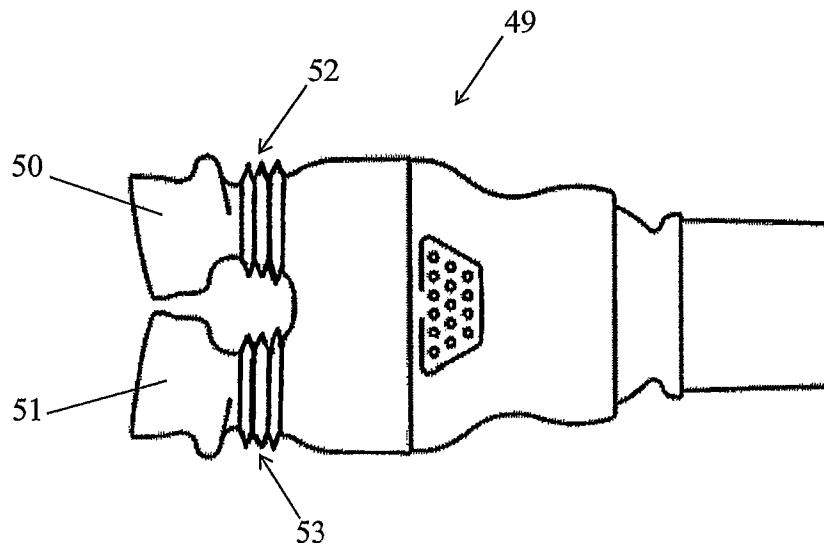
**Figure 6**



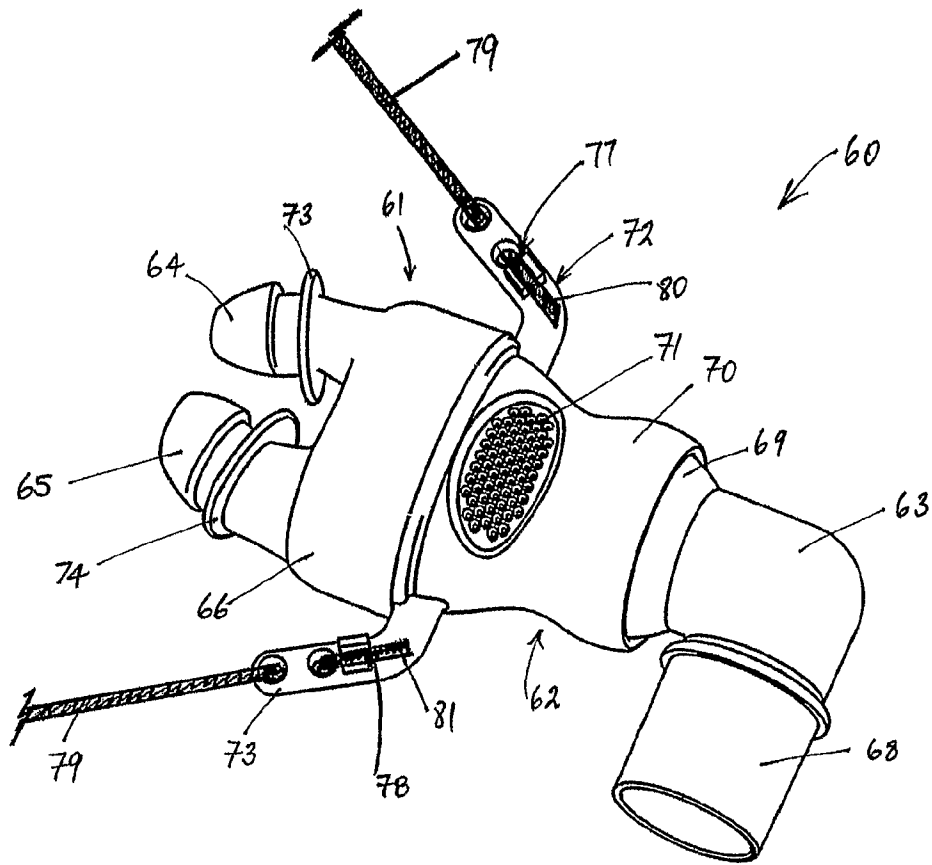
Replacement Sheet



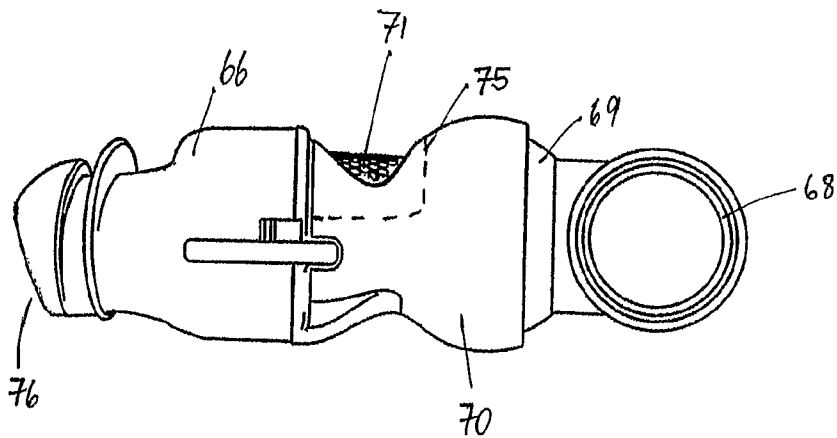
**Figure 7**



**Figure 8**



**Figure 9**



**Figure 10**

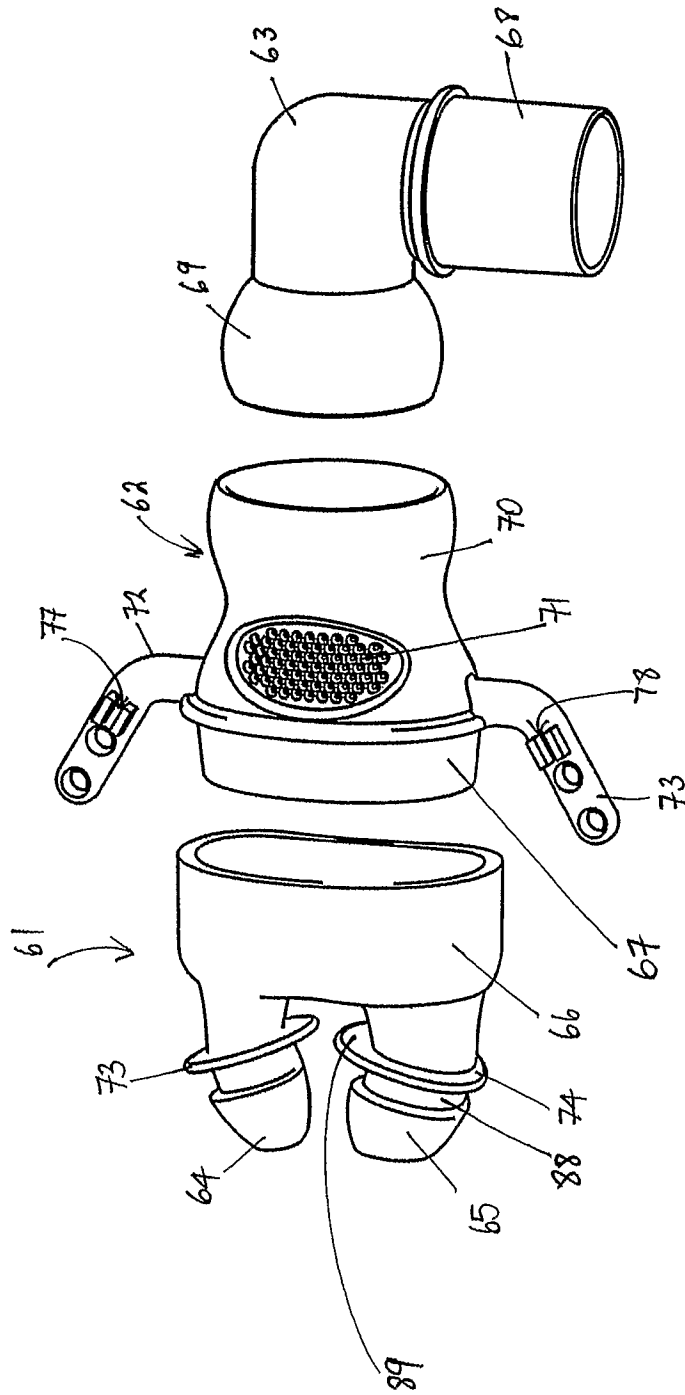


Figure 11

Replacement Sheet

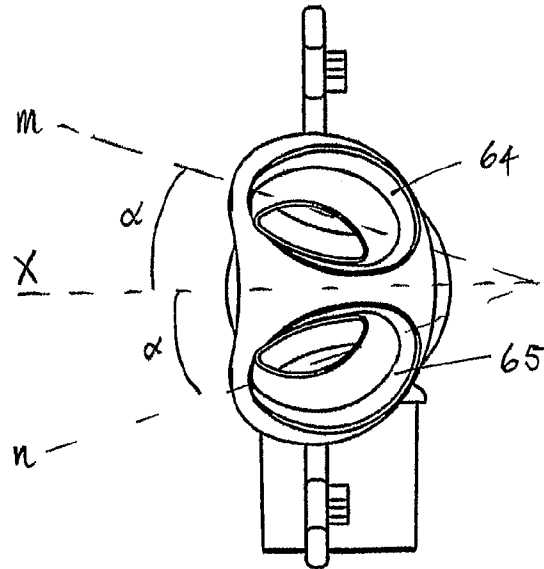


Figure 12

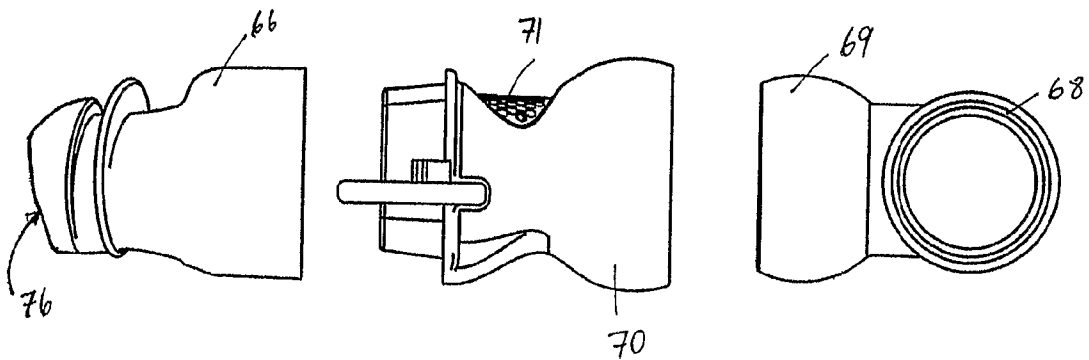


Figure 13

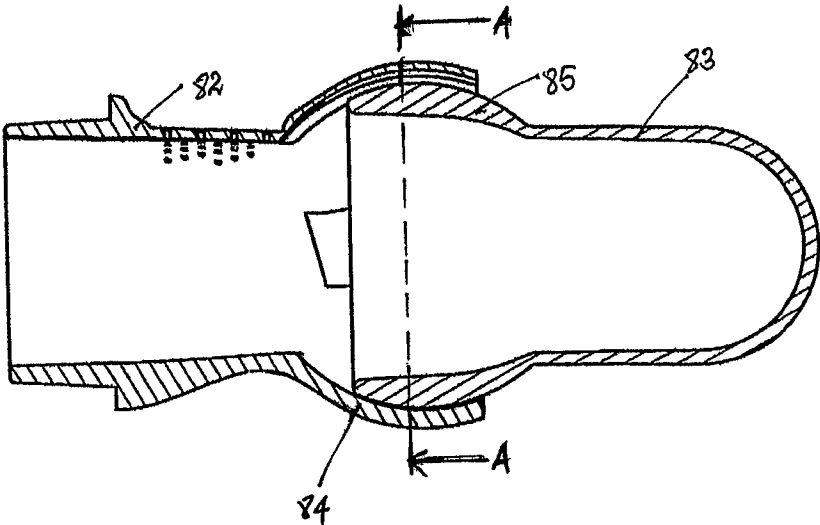


Figure 14

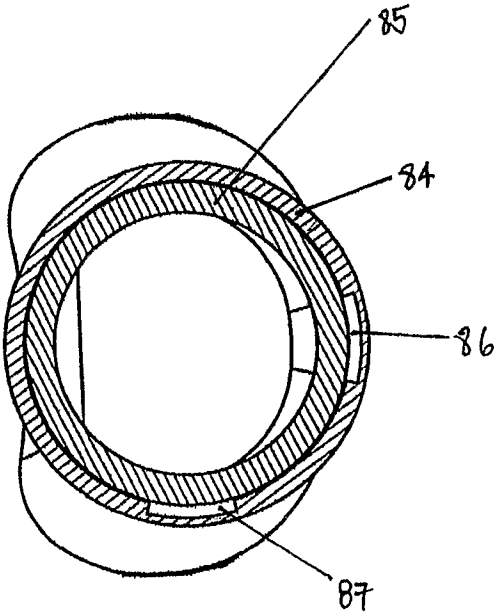


Figure 15

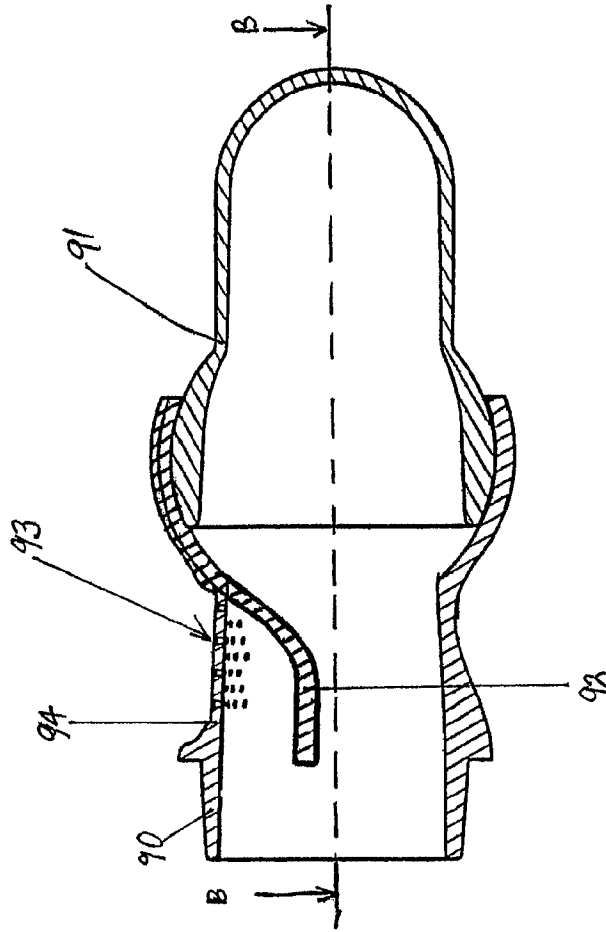


Figure 16

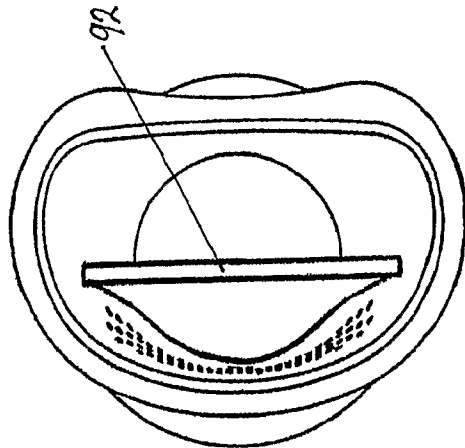


Figure 17

**INFORMATION DISCLOSURE STATEMENT**

Inventor	:	Alastair Edwin McAuley	
App. No.	:	14/333134	
Filed	:	July 16, 2014	
For	:	BREATHING APPARATUS	ASSISTANCE
Examiner	:	Unassigned	
Art Unit	:	3771	
Conf. No.	:	6841	

Mail Stop Amendment  
Commissioner for Patents  
P.O. Box 1450  
Alexandria, VA 22313-1450

**References and Listing**

Submitted herewith in the above-identified application is an Information Disclosure Statement listing references for consideration. Listed references are of record in U.S. patent application No. 10/598026, filed October 18, 2007, which is the parent of this continuation application, and is relied upon for an earlier filing date under 35 USC 120. Copies of the references are not submitted pursuant to 37 CFR 1.98(d).

**Timing of Disclosure**

This Information Disclosure Statement is being filed before the receipt of a First Office Action on the merits, and presumably no fee is required. If a First Office Action on the merits was mailed before the mailing date of this Statement, the Commissioner is authorized to charge the fee set forth in 37 CFR 1.17(p) to Deposit Account No. 11-1410.

Respectfully submitted,  
KNOBBE, MARTENS, OLSON & BEAR, LLP

Dated: September 29, 2014

By: /Allyson Brown/  
Allyson Brown  
Registration No. 65,426  
Attorney of Record  
Customer No. 20995  
(949) 760-0404

<b>INFORMATION DISCLOSURE STATEMENT BY APPLICANT</b>	Application No.	14/333134
	Filing Date	July 16, 2014
	First Named Inventor	Alastair Edwin McAuley
	Art Unit	3771
<i>(Multiple sheets used when necessary)</i>	Examiner	Unassigned
SHEET 1 OF 2	Attorney Docket No.	FPHCR.112C1

U.S. PATENT DOCUMENTS					
Examiner Initials	Cite No.	Document Number <i>Number - Kind Code (if known)</i> Example: 1,234,567 B1	Publication Date MM-DD-YYYY	Name of Patentee or Applicant	Pages, Columns, Lines Where Relevant Passages or Relevant Figures Appear
	1	4,367,735	01-11-1983	Dali	
	2	4,753,233	06-28-1988	Grimes	
	3	4,782,832	11-08-1988	Trimble et al.	
	4	4,915,105	04-10-1990	Lee	
	5	5,113,857	05-19-1992	Dickerman et al.	
	6	5,148,802	09-22-1992	Sanders et al.	
	7	5,245,995	09-21-1993	Sullivan et al.	
	8	5,269,296	12-14-1993	Landis	
	9	5,477,852	12-26-1995	Landis et al.	
	10	5,533,506	07-09-1996	Wood	
	11	5,595,174	01-21-1997	Gwaltney.	
	12	5,921,239	07-13-1999	McCall et al.	
	13	6,298,850	10-09-2001	Argraves .	
	14	6,431,172	08-13-2002	Bordewick	
	15	6,439,234	08-27-2002	Curti et al.	
	16	6,478,026	11-12-2002	Wood	
	17	6,561,188	08-13-2003	Ellis	
	18	6,588,424	07-08-2003	Bardel	
	19	6,637,434	10-28-2003	Noble	
	20	6,644,315	10-28-2003	Noble	
	21	6,651,658	11-25-2003	Hill et al.	
	22	6,679,265	01-20-2004	Strickland et al.	
	23	7,096,864	08-29-2006	Mayer et al.	
	24	7,201,169	04-10-2007	Wilkie et al.	
	25	7,207,333	04-24-2007	Tohara	
	26	7,210,481	05-01-2007	Lovell et .	
	27	2002/0053347	05-09-2002	Ziaee	
	28	2002/0059935	05-23-2002	Wood.	

Examiner Signature	Date Considered
* <b>Examiner:</b> Initial if reference considered, whether or not citation is in conformance with MPEP 609. Draw line through citation if not in conformance and not considered. Include copy of this form with next communication to applicant.	

T<sup>1</sup> - Place a check mark in this area when an English language Translation is attached.



<b>INFORMATION DISCLOSURE STATEMENT BY APPLICANT</b>	Application No.	14/333134
	Filing Date	July 16, 2014
	First Named Inventor	Alastair Edwin McAuley
	Art Unit	3771
<i>(Multiple sheets used when necessary)</i>	Examiner	Unassigned
SHEET 2 OF 2	Attorney Docket No.	FPHCR.112C1

U.S. PATENT DOCUMENTS					
Examiner Initials	Cite No.	Document Number <i>Number - Kind Code (if known)</i> Example: 1,234,567 B1	Publication Date MM-DD-YYYY	Name of Patentee or Applicant	Pages, Columns, Lines Where Relevant Passages or Relevant Figures Appear
	29	2002/0096178	07-25-2002	Ziaee	
	30	2003/0005933	01-09-2003	Izuchukwu	
	31	2003/0079749	05-01-2003	Strickland et al.	
	32	2003/0200970	10-30-2003	Stenzler et al.	
	33	2004/0226566	11-18-2004	Gunaratnam et al.	
	34	2005/0011524	01-20-2005	Thomlinson et al.	
	35	2005/0028822	02-10-2005	Sleeper et al.	
	36	2005/0205096	09-22-2005	Matula et al.	

FOREIGN PATENT DOCUMENTS						
Examiner Initials	Cite No.	Foreign Patent Document <i>Country Code-Number-Kind Code</i> Example: JP 1234567 A1	Publication Date MM-DD-YYYY	Name of Patentee or Applicant	Pages, Columns, Lines Where Relevant Passages or Relevant Figures Appear	T <sup>1</sup>
	37	WO 2001/041854	06-14-2001	Vapotherm, Inc.		
	38	WO 2002/074372	09-26-2002	The Government of the U.S.A./Secretary of the Department of Health and Human Services		

18970872

Examiner Signature	Date Considered
<p><b>*Examiner:</b> Initial if reference considered, whether or not citation is in conformance with MPEP 609. Draw line through citation if not in conformance and not considered. Include copy of this form with next communication to applicant.</p>	

T<sup>1</sup> - Place a check mark in this area when an English language Translation is attached.

## Electronic Patent Application Fee Transmittal

<b>Application Number:</b>	14333134
<b>Filing Date:</b>	16-Jul-2014
<b>Title of Invention:</b>	BREATHING ASSISTANCE APPARATUS
<b>First Named Inventor/Applicant Name:</b>	Alastair Edwin McAuley
<b>Filer:</b>	Allyson Gayle Brown/christie schelden
<b>Attorney Docket Number:</b>	FPHCR.112C1

Filed as Large Entity

### Utility under 35 USC 111(a) Filing Fees

Description	Fee Code	Quantity	Amount	Sub-Total in USD(\$)
<b>Basic Filing:</b>				
Utility application filing	1011	1	280	280
Utility Search Fee	1111	1	600	600
Utility Examination Fee	1311	1	720	720

**Pages:**

**Claims:**

**Miscellaneous-Filing:**

Late Filing Fee for Oath or Declaration	1051	1	140	140
-----------------------------------------	------	---	-----	-----

**Petition:**

Description	Fee Code	Quantity	Amount	Sub-Total in USD(\$)
<b>Patent-Appeals-and-Interference:</b>				
<b>Post-Allowance-and-Post-Issuance:</b>				
<b>Extension-of-Time:</b>				
<b>Miscellaneous:</b>				
<b>Total in USD (\$)</b>				<b>1740</b>

## Electronic Acknowledgement Receipt

<b>EFS ID:</b>	20274250
<b>Application Number:</b>	14333134
<b>International Application Number:</b>	
<b>Confirmation Number:</b>	6841
<b>Title of Invention:</b>	BREATHING ASSISTANCE APPARATUS
<b>First Named Inventor/Applicant Name:</b>	Alastair Edwin McAuley
<b>Customer Number:</b>	20995
<b>Filer:</b>	Allyson Gayle Brown/Christine Showalter
<b>Filer Authorized By:</b>	Allyson Gayle Brown
<b>Attorney Docket Number:</b>	FPHCR.112C1
<b>Receipt Date:</b>	29-SEP-2014
<b>Filing Date:</b>	16-JUL-2014
<b>Time Stamp:</b>	17:22:35
<b>Application Type:</b>	Utility under 35 USC 111(a)

### Payment information:

Submitted with Payment	yes
Payment Type	Credit Card
Payment was successfully received in RAM	\$1740
RAM confirmation Number	4549
Deposit Account	111410
Authorized User	KNOBBE MARTENS OLSON AND BEAR

The Director of the USPTO is hereby authorized to charge indicated fees and credit any overpayment as follows:

Charge any Additional Fees required under 37 C.F.R. Section 1.16 (National application filing, search, and examination fees)

Charge any Additional Fees required under 37 C.F.R. Section 1.17 (Patent application and reexamination processing fees)

RMD

<b>File Listing:</b>					
<b>Document Number</b>	<b>Document Description</b>	<b>File Name</b>	<b>File Size(Bytes)/ Message Digest</b>	<b>Multi Part /.zip</b>	<b>Pages (if appl.)</b>
1	Applicant Response to Pre-Exam Formalities Notice	FPHCR112C1_TRANSMITTAL.pdf	31178 b5166ebec24427835dd01e8ac52e700424b486c	no	1
<b>Warnings:</b>					
<b>Information:</b>					
2	Power of Attorney	FPHCR112C1_POA.pdf	109714 f4fab3a2efead9629d764f5b4ee05dd6d164272d	no	2
<b>Warnings:</b>					
<b>Information:</b>					
3	Miscellaneous Incoming Letter	FPHCR112C1_RESCISSION.pdf	34149 f2666f88145183f719d5d4f89e403787b019ce82	no	1
<b>Warnings:</b>					
<b>Information:</b>					
4	Drawings-only black and white line drawings	FPHCR112C1_DRAWINGS.pdf	319951 697c06bb9c8f8359ac62dad39019e4db0ee3199a	no	10
<b>Warnings:</b>					
<b>Information:</b>					
5		FPHCR112C1_IDS.pdf	106232 78b71af0590eaa374d69a78968438e8218710198	yes	3
	<b>Multipart Description/PDF files in .zip description</b>				
	<b>Document Description</b>		<b>Start</b>	<b>End</b>	
	Transmittal Letter		1	1	
	Information Disclosure Statement (IDS) Form (SB08)		2	3	
<b>Warnings:</b>					
<b>Information:</b>					
6	Fee Worksheet (SB06)	fee-info.pdf	36867 93ca4edf7105463b0f32ce74afe8c2ab48145997	no	2
<b>Warnings:</b>					
<b>Information:</b>					
<b>Total Files Size (in bytes):</b>			638091		

**This Acknowledgement Receipt evidences receipt on the noted date by the USPTO of the indicated documents, characterized by the applicant, and including page counts, where applicable. It serves as evidence of receipt similar to a Post Card, as described in MPEP 503.**

**New Applications Under 35 U.S.C. 111**

**If a new application is being filed and the application includes the necessary components for a filing date (see 37 CFR 1.53(b)-(d) and MPEP 506), a Filing Receipt (37 CFR 1.54) will be issued in due course and the date shown on this Acknowledgement Receipt will establish the filing date of the application.**

**National Stage of an International Application under 35 U.S.C. 371**

**If a timely submission to enter the national stage of an international application is compliant with the conditions of 35 U.S.C. 371 and other applicable requirements a Form PCT/DO/EO/903 indicating acceptance of the application as a national stage submission under 35 U.S.C. 371 will be issued in addition to the Filing Receipt, in due course.**

**New International Application Filed with the USPTO as a Receiving Office**

**If a new international application is being filed and the international application includes the necessary components for an international filing date (see PCT Article 11 and MPEP 1810), a Notification of the International Application Number and of the International Filing Date (Form PCT/RO/105) will be issued in due course, subject to prescriptions concerning national security, and the date shown on this Acknowledgement Receipt will establish the international filing date of the application.**

## Electronic Acknowledgement Receipt

<b>EFS ID:</b>	20274250
<b>Application Number:</b>	14333134
<b>International Application Number:</b>	
<b>Confirmation Number:</b>	6841
<b>Title of Invention:</b>	BREATHING ASSISTANCE APPARATUS
<b>First Named Inventor/Applicant Name:</b>	Alastair Edwin McAuley
<b>Customer Number:</b>	20995
<b>Filer:</b>	Allyson Gayle Brown/Christine Showalter
<b>Filer Authorized By:</b>	Allyson Gayle Brown
<b>Attorney Docket Number:</b>	FPHCR.112C1
<b>Receipt Date:</b>	29-SEP-2014
<b>Filing Date:</b>	16-JUL-2014
<b>Time Stamp:</b>	17:22:35
<b>Application Type:</b>	Utility under 35 USC 111(a)

### Payment information:

Submitted with Payment	yes
Payment Type	Credit Card
Payment was successfully received in RAM	\$1740
RAM confirmation Number	4549
Deposit Account	111410
Authorized User	KNOBBE MARTENS OLSON AND BEAR

The Director of the USPTO is hereby authorized to charge indicated fees and credit any overpayment as follows:

Charge any Additional Fees required under 37 C.F.R. Section 1.16 (National application filing, search, and examination fees)

Charge any Additional Fees required under 37 C.F.R. Section 1.17 (Patent application and reexamination processing fees)

RMD

<b>File Listing:</b>					
<b>Document Number</b>	<b>Document Description</b>	<b>File Name</b>	<b>File Size(Bytes)/ Message Digest</b>	<b>Multi Part /.zip</b>	<b>Pages (if appl.)</b>
1	Applicant Response to Pre-Exam Formalities Notice	FPHCR112C1_TRANSMITTAL.pdf	31178 b5166ebec24427835dd01e8ac52e700424b486c	no	1
<b>Warnings:</b>					
<b>Information:</b>					
2	Power of Attorney	FPHCR112C1_POA.pdf	109714 f4fab3a2efead9629d764f5b4ee05dd6d164272d	no	2
<b>Warnings:</b>					
<b>Information:</b>					
3	Miscellaneous Incoming Letter	FPHCR112C1_RESCISSION.pdf	34149 f2666f88145183f719d5d4f89e403787b019ce82	no	1
<b>Warnings:</b>					
<b>Information:</b>					
4	Drawings-only black and white line drawings	FPHCR112C1_DRAWINGS.pdf	319951 697c06bb9c8f8359ac62dad39019e4db0ee3199a	no	10
<b>Warnings:</b>					
<b>Information:</b>					
5		FPHCR112C1_IDS.pdf	106232 78b71af0590eaa374d69a78968438e8218710198	yes	3
	<b>Multipart Description/PDF files in .zip description</b>				
	<b>Document Description</b>		<b>Start</b>	<b>End</b>	
	Transmittal Letter		1	1	
	Information Disclosure Statement (IDS) Form (SB08)		2	3	
<b>Warnings:</b>					
<b>Information:</b>					
6	Fee Worksheet (SB06)	fee-info.pdf	36867 93ca4edf7105463b0f32ce74afe8c2ab48145997	no	2
<b>Warnings:</b>					
<b>Information:</b>					
<b>Total Files Size (in bytes):</b>			638091		



**This Acknowledgement Receipt evidences receipt on the noted date by the USPTO of the indicated documents, characterized by the applicant, and including page counts, where applicable. It serves as evidence of receipt similar to a Post Card, as described in MPEP 503.**

**New Applications Under 35 U.S.C. 111**

**If a new application is being filed and the application includes the necessary components for a filing date (see 37 CFR 1.53(b)-(d) and MPEP 506), a Filing Receipt (37 CFR 1.54) will be issued in due course and the date shown on this Acknowledgement Receipt will establish the filing date of the application.**

**National Stage of an International Application under 35 U.S.C. 371**

**If a timely submission to enter the national stage of an international application is compliant with the conditions of 35 U.S.C. 371 and other applicable requirements a Form PCT/DO/EO/903 indicating acceptance of the application as a national stage submission under 35 U.S.C. 371 will be issued in addition to the Filing Receipt, in due course.**

**New International Application Filed with the USPTO as a Receiving Office**

**If a new international application is being filed and the international application includes the necessary components for an international filing date (see PCT Article 11 and MPEP 1810), a Notification of the International Application Number and of the International Filing Date (Form PCT/RO/105) will be issued in due course, subject to prescriptions concerning national security, and the date shown on this Acknowledgement Receipt will establish the international filing date of the application.**



UNITED STATES PATENT AND TRADEMARK OFFICE

UNITED STATES DEPARTMENT OF COMMERCE
United States Patent and Trademark Office
Address: COMMISSIONER FOR PATENTS
P.O. Box 1450
Alexandria, Virginia 22313-1450
www.uspto.gov

Table with 4 columns: APPLICATION NUMBER (14/333,134), FILING OR 371(C) DATE (07/16/2014), FIRST NAMED APPLICANT (Alastair Edwin McAuley), ATTY. DOCKET NO./TITLE (FPHCR.112C1)

CONFIRMATION NO. 6841
FORMALITIES LETTER

20995
KNOBBE MARTENS OLSON & BEAR LLP
2040 MAIN STREET
FOURTEENTH FLOOR
IRVINE, CA 92614



Date Mailed: 07/29/2014

NOTICE TO FILE MISSING PARTS OF NONPROVISIONAL APPLICATION
FILED UNDER 37 CFR 1.53(b)
Filing Date Granted

Items Required To Avoid Abandonment:

An application number and filing date have been accorded to this application. The item(s) indicated below, however, are missing. Applicant is given TWO MONTHS from the date of this Notice within which to file all required items below to avoid abandonment. Extensions of time may be obtained by filing a petition accompanied by the extension fee under the provisions of 37 CFR 1.136(a).

- The statutory basic filing fee is missing.
The application search fee must be submitted.
The application examination fee must be submitted.

The application is informal since it does not comply with the regulations for the reason(s) indicated below.

The required item(s) identified below must be timely submitted to avoid abandonment:

- Replacement drawings in compliance with 37 CFR 1.84 and 37 CFR 1.121(d) are required. The drawings submitted are not acceptable because:
The drawings must be reasonably free from erasures and must be free from alterations, overwriting, interlineations, folds, and copy marks. See Figure(s) 1 - 17 .

Applicant is cautioned that correction of the above items may cause the specification and drawings page count to exceed 100 pages. If the specification and drawings exceed 100 pages, applicant will need to submit the required application size fee.

- Surcharge as set forth in 37 CFR 1.16(f) must be submitted.
The surcharge is due for any one of:
late submission of the basic filing fee, search fee, or examination fee,
late submission of inventor's oath or declaration,
filing an application that does not contain at least one claim on filing, or
submission of an application filed by reference to a previously filed application.

SUMMARY OF FEES DUE:

The fee(s) required within TWO MONTHS from the date of this Notice to avoid abandonment is/are itemized below. No entity status discount is in effect. If applicant is qualified for small entity status, a written assertion of

small entity status must be submitted to establish small entity status. (See 37 CFR 1.27). If applicant is qualified for micro entity status, an acceptable Certification of Micro Entity Status must be submitted to establish micro entity status. (See 37 CFR 1.29 and forms PTO/SB/15A and 15B.)

- \$ **280** basic filing fee.
- \$ **140** surcharge.
- \$ **600** search fee.
- \$ **720** examination fee.
- \$ **( 0 )** previous unapplied payment amount.
- \$ **1740** TOTAL FEE BALANCE DUE.

**Items Required To Avoid Processing Delays:**

Applicant is notified that the above-identified application contains the deficiencies noted below. No period for reply is set forth in this notice for correction of these deficiencies. However, if a deficiency relates to the inventor's oath or declaration, the applicant must file an oath or declaration in compliance with 37 CFR 1.63, or a substitute statement in compliance with 37 CFR 1.64, executed by or with respect to each actual inventor no later than the expiration of the time period set in the "Notice of Allowability" to avoid abandonment. See 37 CFR 1.53(f).

- A properly executed inventor's oath or declaration has not been received for the following inventor(s):  
Alastair Edwin McAuley  
Craig Robert Prentice  
Oliver Gleeson

Replies must be received in the USPTO within the set time period or must include a proper Certificate of Mailing or Transmission under 37 CFR 1.8 with a mailing or transmission date within the set time period. For more information and a suggested format, see Form PTO/SB/92 and MPEP 512.

Replies should be mailed to:

Mail Stop Missing Parts  
Commissioner for Patents  
P.O. Box 1450  
Alexandria VA 22313-1450

Registered users of EFS-Web may alternatively submit their reply to this notice via EFS-Web, including a copy of this Notice and selecting the document description "Applicant response to Pre-Exam Formalities Notice".  
<https://sportal.uspto.gov/authenticate/AuthenticateUserLocalEPF.html>

For more information about EFS-Web please call the USPTO Electronic Business Center at **1-866-217-9197** or visit our website at <http://www.uspto.gov/ebc>.

If you are not using EFS-Web to submit your reply, you must include a copy of this notice.

/kxaysana/

---

Office of Data Management, Application Assistance Unit (571) 272-4000, or (571) 272-4200, or 1-888-786-0101



UNITED STATES PATENT AND TRADEMARK OFFICE

UNITED STATES DEPARTMENT OF COMMERCE
United States Patent and Trademark Office
Address: COMMISSIONER FOR PATENTS
P.O. Box 1450
Alexandria, Virginia 22313-1450
www.uspto.gov

Table with 7 columns: APPLICATION NUMBER, FILING or 371(c) DATE, GRP ART UNIT, FIL FEE REC'D, ATTY. DOCKET NO, TOT CLAIMS, IND CLAIMS. Row 1: 14/333,134, 07/16/2014, 3771, 0.00, FPHCR.112C1, 15, 2

CONFIRMATION NO. 6841

FILING RECEIPT

20995
KNOBBE MARTENS OLSON & BEAR LLP
2040 MAIN STREET
FOURTEENTH FLOOR
IRVINE, CA 92614



Date Mailed: 07/29/2014

Receipt is acknowledged of this non-provisional patent application. The application will be taken up for examination in due course. Applicant will be notified as to the results of the examination. Any correspondence concerning the application must include the following identification information: the U.S. APPLICATION NUMBER, FILING DATE, NAME OF APPLICANT, and TITLE OF INVENTION. Fees transmitted by check or draft are subject to collection. Please verify the accuracy of the data presented on this receipt. If an error is noted on this Filing Receipt, please submit a written request for a Filing Receipt Correction. Please provide a copy of this Filing Receipt with the changes noted thereon. If you received a "Notice to File Missing Parts" for this application, please submit any corrections to this Filing Receipt with your reply to the Notice. When the USPTO processes the reply to the Notice, the USPTO will generate another Filing Receipt incorporating the requested corrections

Inventor(s)

Alastair Edwin McAuley, Dallas, TX;
Craig Robert Prentice, Auckland, NEW ZEALAND;
Oliver Gleeson, Auckland, NEW ZEALAND;

Applicant(s)

Fisher & Paykel Healthcare Limited, Auckland, NEW ZEALAND

Power of Attorney: None

Domestic Priority data as claimed by applicant

This application is a CON of 10/598,026 10/18/2007 PAT 8783257
which is a 371 of PCT/NZ05/00023 02/18/2005

Foreign Applications (You may be eligible to benefit from the Patent Prosecution Highway program at the USPTO. Please see http://www.uspto.gov for more information.)

NEW ZEALAND 531332 02/23/2004
NEW ZEALAND 534606 08/06/2004

Permission to Access - A proper Authorization to Permit Access to Application by Participating Offices (PTO/SB/39 or its equivalent) has been received by the USPTO.

If Required, Foreign Filing License Granted: 07/25/2014

The country code and number of your priority application, to be used for filing abroad under the Paris Convention, is US 14/333,134

Projected Publication Date: To Be Determined - pending completion of Missing Parts

Non-Publication Request: No

**Early Publication Request: No**  
**Title**

BREATHING ASSISTANCE APPARATUS

**Preliminary Class**

128

**Statement under 37 CFR 1.55 or 1.78 for AIA (First Inventor to File) Transition Applications: No**

## **PROTECTING YOUR INVENTION OUTSIDE THE UNITED STATES**

Since the rights granted by a U.S. patent extend only throughout the territory of the United States and have no effect in a foreign country, an inventor who wishes patent protection in another country must apply for a patent in a specific country or in regional patent offices. Applicants may wish to consider the filing of an international application under the Patent Cooperation Treaty (PCT). An international (PCT) application generally has the same effect as a regular national patent application in each PCT-member country. The PCT process **simplifies** the filing of patent applications on the same invention in member countries, but **does not result** in a grant of "an international patent" and does not eliminate the need of applicants to file additional documents and fees in countries where patent protection is desired.

Almost every country has its own patent law, and a person desiring a patent in a particular country must make an application for patent in that country in accordance with its particular laws. Since the laws of many countries differ in various respects from the patent law of the United States, applicants are advised to seek guidance from specific foreign countries to ensure that patent rights are not lost prematurely.

Applicants also are advised that in the case of inventions made in the United States, the Director of the USPTO must issue a license before applicants can apply for a patent in a foreign country. The filing of a U.S. patent application serves as a request for a foreign filing license. The application's filing receipt contains further information and guidance as to the status of applicant's license for foreign filing.

Applicants may wish to consult the USPTO booklet, "General Information Concerning Patents" (specifically, the section entitled "Treaties and Foreign Patents") for more information on timeframes and deadlines for filing foreign patent applications. The guide is available either by contacting the USPTO Contact Center at 800-786-9199, or it can be viewed on the USPTO website at <http://www.uspto.gov/web/offices/pac/doc/general/index.html>.

For information on preventing theft of your intellectual property (patents, trademarks and copyrights), you may wish to consult the U.S. Government website, <http://www.stopfakes.gov>. Part of a Department of Commerce initiative, this website includes self-help "toolkits" giving innovators guidance on how to protect intellectual property in specific countries such as China, Korea and Mexico. For questions regarding patent enforcement issues, applicants may call the U.S. Government hotline at 1-866-999-HALT (1-866-999-4258).

**LICENSE FOR FOREIGN FILING UNDER**  
**Title 35, United States Code, Section 184**  
**Title 37, Code of Federal Regulations, 5.11 & 5.15**

**GRANTED**

The applicant has been granted a license under 35 U.S.C. 184, if the phrase "IF REQUIRED, FOREIGN FILING LICENSE GRANTED" followed by a date appears on this form. Such licenses are issued in all applications where the conditions for issuance of a license have been met, regardless of whether or not a license may be required as set forth in 37 CFR 5.15. The scope and limitations of this license are set forth in 37 CFR 5.15(a) unless an earlier license has been issued under 37 CFR 5.15(b). The license is subject to revocation upon written notification. The date indicated is the effective date of the license, unless an earlier license of similar scope has been granted under 37 CFR 5.13 or 5.14.

This license is to be retained by the licensee and may be used at any time on or after the effective date thereof unless it is revoked. This license is automatically transferred to any related applications(s) filed under 37 CFR 1.53(d). This license is not retroactive.

The grant of a license does not in any way lessen the responsibility of a licensee for the security of the subject matter as imposed by any Government contract or the provisions of existing laws relating to espionage and the national security or the export of technical data. Licensees should apprise themselves of current regulations especially with respect to certain countries, of other agencies, particularly the Office of Defense Trade Controls, Department of State (with respect to Arms, Munitions and Implements of War (22 CFR 121-128)); the Bureau of Industry and Security, Department of Commerce (15 CFR parts 730-774); the Office of Foreign Assets Control, Department of Treasury (31 CFR Parts 500+) and the Department of Energy.

**NOT GRANTED**

No license under 35 U.S.C. 184 has been granted at this time, if the phrase "IF REQUIRED, FOREIGN FILING LICENSE GRANTED" DOES NOT appear on this form. Applicant may still petition for a license under 37 CFR 5.12, if a license is desired before the expiration of 6 months from the filing date of the application. If 6 months has lapsed from the filing date of this application and the licensee has not received any indication of a secrecy order under 35 U.S.C. 181, the licensee may foreign file the application pursuant to 37 CFR 5.15(b).

---

***SelectUSA***

The United States represents the largest, most dynamic marketplace in the world and is an unparalleled location for business investment, innovation, and commercialization of new technologies. The U.S. offers tremendous resources and advantages for those who invest and manufacture goods here. Through SelectUSA, our nation works to promote and facilitate business investment. SelectUSA provides information assistance to the international investor community; serves as an ombudsman for existing and potential investors; advocates on behalf of U.S. cities, states, and regions competing for global investment; and counsels U.S. economic development organizations on investment attraction best practices. To learn more about why the United States is the best country in the world to develop technology, manufacture products, deliver services, and grow your business, visit <http://www.SelectUSA.gov> or call +1-202-482-6800.

**PATENT APPLICATION FEE DETERMINATION RECORD**

Substitute for Form PTO-875

Application or Docket Number  
14/333,134

**APPLICATION AS FILED - PART I**

(Column 1) (Column 2)

FOR	NUMBER FILED	NUMBER EXTRA
BASIC FEE (37 CFR 1.16(a), (b), or (c))	N/A	N/A
SEARCH FEE (37 CFR 1.16(k), (l), or (m))	N/A	N/A
EXAMINATION FEE (37 CFR 1.16(o), (p), or (q))	N/A	N/A
TOTAL CLAIMS (37 CFR 1.16(j))	15	minus 20 = *
INDEPENDENT CLAIMS (37 CFR 1.16(h))	2	minus 3 = *
APPLICATION SIZE FEE (37 CFR 1.16(s))	If the specification and drawings exceed 100 sheets of paper, the application size fee due is \$310 (\$155 for small entity) for each additional 50 sheets or fraction thereof. See 35 U.S.C. 41(a)(1)(G) and 37 CFR 1.16(s).	
MULTIPLE DEPENDENT CLAIM PRESENT (37 CFR 1.16(j))		

**SMALL ENTITY**

RATE(\$)	FEE(\$)
N/A	
N/A	
N/A	
TOTAL	

**OR OTHER THAN SMALL ENTITY**

RATE(\$)	FEE(\$)
N/A	280
N/A	600
N/A	720
x 80 =	0.00
x 420 =	0.00
	0.00
	0.00
TOTAL	1600

\* If the difference in column 1 is less than zero, enter "0" in column 2.

**APPLICATION AS AMENDED - PART II**

(Column 1) (Column 2) (Column 3)

AMENDMENT A		CLAIMS REMAINING AFTER AMENDMENT		HIGHEST NUMBER PREVIOUSLY PAID FOR	PRESENT EXTRA
	Total (37 CFR 1.16(j))	*	Minus	**	=
	Independent (37 CFR 1.16(h))	*	Minus	***	=
	Application Size Fee (37 CFR 1.16(s))				
FIRST PRESENTATION OF MULTIPLE DEPENDENT CLAIM (37 CFR 1.16(j))					

**SMALL ENTITY**

RATE(\$)	ADDITIONAL FEE(\$)
x =	
x =	
TOTAL ADD'L FEE	

**OR OTHER THAN SMALL ENTITY**

RATE(\$)	ADDITIONAL FEE(\$)
x =	
x =	
TOTAL ADD'L FEE	

(Column 1) (Column 2) (Column 3)

AMENDMENT B		CLAIMS REMAINING AFTER AMENDMENT		HIGHEST NUMBER PREVIOUSLY PAID FOR	PRESENT EXTRA
	Total (37 CFR 1.16(j))	*	Minus	**	=
	Independent (37 CFR 1.16(h))	*	Minus	***	=
	Application Size Fee (37 CFR 1.16(s))				
FIRST PRESENTATION OF MULTIPLE DEPENDENT CLAIM (37 CFR 1.16(j))					

**SMALL ENTITY**

RATE(\$)	ADDITIONAL FEE(\$)
x =	
x =	
TOTAL ADD'L FEE	

**OR OTHER THAN SMALL ENTITY**

RATE(\$)	ADDITIONAL FEE(\$)
x =	
x =	
TOTAL ADD'L FEE	

\* If the entry in column 1 is less than the entry in column 2, write "0" in column 3.

\*\* If the "Highest Number Previously Paid For" IN THIS SPACE is less than 20, enter "20".

\*\*\* If the "Highest Number Previously Paid For" IN THIS SPACE is less than 3, enter "3".

The "Highest Number Previously Paid For" (Total or Independent) is the highest found in the appropriate box in column 1.

**BREATHING ASSISTANCE APPARATUS**

## INCORPORATION BY REFERENCE TO ANY PRIORITY APPLICATIONS

**[0001]** Any and all applications for which a foreign or domestic priority claim is identified in the Application Data Sheet as filed with the present application are hereby incorporated by reference under 37 CFR 1.57.

## BACKGROUND OF THE INVENTION

Field of the Invention

**[0002]** The present invention relates to apparatus for treating sleep apnoea. More specifically, the present invention provides a nasal positive airway pressure device.

Description of the Related Art

**[0003]** Obstructive Sleep Apnoea (OSA) is a sleep disorder that affects up to at least 5% of the population in which muscles that normally hold the airway open relax and ultimately collapse, sealing the airway. The sleep pattern of an OSA sufferer is characterised by repeated sequences of snoring, breathing difficulty, lack of breathing, waking with a start and then returning to sleep. Often the sufferer is unaware of this pattern occurring. Sufferers of OSA usually experience daytime drowsiness and irritability due to a lack of good continuous sleep.

**[0004]** In an effort to treat OSA sufferers, a technique known as Continuous Positive Airway Pressure (CPAP) was devised. A CPAP device consists of a gases supply (or blower) with a conduit connected to supply pressurised gases to a patient, usually through a nasal mask. The pressurised air supplied to the patient effectively assists the muscles to keep the patient's airway open, eliminating the typical OSA sleep pattern.

**[0005]** The procedure for administering CPAP treatment has been well documented in both the technical and patent literature. Briefly stated, CPAP treatment acts as a pneumatic splint of the airway by the provision of a positive pressure, usually in the range 4 to 20 cm H.sub.2O. The air is supplied to the airway by a motor driven blower whose outlet passes via an air delivery hose to a nose (or nose and/or mouth) mask sealingly engaged to a patient's face by means of a harness or other headgear. An exhaust port is provided in the



delivery tube proximate to the mask. More sophisticated forms of positive airway pressure devices, such as bi-level devices and auto-titrating devices, are described in U.S. Pat. No. 5,148,802 of Respironics, Inc. and U.S. Pat. No. 5,245,995 of Rescare Limited, respectively.

**[0006]** U.S. Pat. No. 5,477,852 of Airways Ltd, Inc. discloses a nasal positive airway pressure device that has a pair of nasal members each having a cannula tip to be inserted into the nares of the patient. Each cannula is tapered from a substantially circular cross-section outside the patient's nostril to a substantially oval cross-section at the tip inserted into the nostril. An inflatable cuff surrounds each cannula with the interior space of the cuff communicating with the lumen of the cannula through at least one aperture in the sidewall of the cannula. The nasal members are connected to one or more flexible hoses that, in turn, are connected to a source of positive air pressure. In use, positive air pressure is supplied to each cannula tip through the air hoses and nasal members. The positive air pressure inflates the cuffs to hold the nasal members in place and to effect treatment. The nasal device of U.S. Pat. No. 5,477,852 is attached to headgear that is located about a patient's head; this headgear could be considered by many patients as cumbersome and uncomfortable.

**[0007]** Conventional nasal masks used for administering CPAP treatment are also considered uncomfortable and cumbersome, and prior art nasal masks and the like are noisy (due to air leaks). These disadvantages in many cases are a formidable obstacle to patient acceptance of such treatment. Therefore, a substantial number of patients either cannot tolerate treatment or choose to forego treatment. It is believed a substantial number of such patients could benefit from a nasal positive airway pressure apparatus that is more convenient to use and comfortable to wear, thereby resulting in increased treatment compliance.

**[0008]** As oxygen is supplied as a dry gas it is well known in the art to either heat and/or humidify gases before delivering them for breathing by a patient. In particular when delivering oxygen, or oxygen or air mixture, it has proven beneficial to humidify the gases first. In WO01/41854 of Vapotherm, Inc. a system is disclosed that allows the delivery of humidified oxygen through a nasal cannula. This system uses a narrow bore conduit and nasal cannula with a high resistance to gas flows, thereby requiring the oxygen be of a high pressure. Air, as well as oxygen can also be passed down the conduit and nasal cannula and it

too must be of a high pressure. This system allows the delivery of high flows of oxygen enriched air to the patient, but is limited in the flows achievable due to the narrow bore of the cannula resulting in high resistance gas flow and excessive velocity and noise upon exiting the cannula. Furthermore, the narrowness of the nasal cannula in this system allows easy expiration of gases between the prongs and nares and therefore does not create any positive airway pressure.

**[0009]** Innomed Technologies, Inc. manufactures a nasal cannula device called the NASALAIRE.TM.. In this device air or oxygen travels down a wide bore conduit to nasal cannula. The NASALAIRE.TM. creates a physical seal between the nares and itself, and relies on the absence of leaks around itself and the nares to deliver pressure supplied by a continuous positive airway pressure (CPAP) blower to the airway of the wearer.

#### SUMMARY OF THE INVENTION

**[0010]** It is an object of the present invention to provide a breathing assistance apparatus which goes some way to overcoming the above mentioned disadvantages or which will at least provide the public a useful choice.

**[0011]** Accordingly in a first aspect the present invention consists in a breathing assistance apparatus comprising:

**[0012]** nasal cannula, shaped to fit within a user's nares, and adapted to deliver said humidified gases to said user,

**[0013]** a pressurised source of gases,

**[0014]** transportation means adapted to, in use, be in fluid communication with said source of gases and said nasal cannula and adapted to in use convey said gases to said user,

**[0015]** wherein said nasal cannula including at least one prong allowing high flow delivery of said humidified gases and creating a positive airway pressure in said patient's airway, said at least one prong having an angled end, such that in use, gases flowing through said prong are directed to said user's nasal passages.

**[0016]** In a second aspect the present invention consists in a breathing assistance apparatus comprising:

[0017] nasal cannula, shaped to fit within a user's nares,  
[0018] a pressurised source of gases,  
[0019] transportation means adapted to, in use, be in fluid communication with said source of gases and said nasal cannula and adapted to in use convey said gases to said user,

[0020] wherein said nasal cannula are adapted to deliver said humidified gases to said user, said nasal cannula including at least one prong allowing high flow delivery of said humidified gases and creating positive airway pressure in said patient's airway, said at least one prong having an end that is flared outwardly.

[0021] To those skilled in the art to which the invention relates, many changes in construction and widely differing embodiments and applications of the invention will suggest themselves without departing from the scope of the invention as defined in the appended claims. The disclosures and the descriptions herein are purely illustrative and are not intended to be in any sense limiting.

#### BRIEF DESCRIPTION OF THE DRAWINGS

[0022] Preferred forms of the present invention will now be described with reference to the accompanying drawings.

[0023] FIG. 1 is a block diagram of a system providing humidified continuous positive airway pressure to a user as might be used in conjunction with a nasal cannula of the present invention.

[0024] FIG. 2 is a perspective view of a first embodiment of the nasal cannula of the present invention.

[0025] FIG. 3 is a side view of the nasal cannula of FIG. 2.

[0026] FIG. 4 is a plan view of the nasal cannula of FIG. 2.

[0027] FIG. 5 is a prong end view of the nasal cannula of FIG. 2

[0028] FIG. 6 is an exploded view of the nasal cannula of FIG. 2.

[0029] FIG. 7 is a side view of a second embodiment of a nasal cannula of the present invention.

**[0030]** FIG. 8 is a side view of a third embodiment of a nasal cannula of the present invention.

**[0031]** FIG. 9 is a perspective view of a fourth embodiment of a nasal cannula of the present invention.

**[0032]** FIG. 10 is a side view of the nasal cannula of FIG. 9.

**[0033]** FIG. 11 is an exploded perspective view of the nasal cannula of FIG. 9.

**[0034]** FIG. 12 is a front view of the prongs of the nasal cannula of FIG. 9.

**[0035]** FIG. 13 is an exploded side view of the nasal cannula of FIG. 9.

**[0036]** FIG. 14 is a side cross-sectional view of a fifth embodiment of the nasal cannula of the present invention where the connection between a body part and connector of the cannula includes a plurality of channels.

**[0037]** FIG. 15 is a cross-section through AA of the nasal cannula of FIG. 14.

**[0038]** FIG. 16 is a side cross-sectional view of a sixth embodiment of the nasal cannula of the present invention including a shield that protects an outlet vent from inlet gases.

**[0039]** FIG. 17 is a cross-section through BB of the nasal cannula of FIG. 16.

#### DETAILED DESCRIPTION OF THE PREFERRED EMBODIMENT

**[0040]** Whether used in a hospital environment or in a home environment, the nasal cannula of the present invention will generally have associated three main pieces of apparatus. Firstly, an active humidifier, which that controls the temperature of a heater plate heating a body of water to achieve a desired temperature and humidity of the gases being humidified. Secondly, a transport conduit from the humidifier to the patient is also required, which is preferably heated to reduce condensation, or "rain out". Thirdly, a cannula designed to fit into the nasal cavity and deliver humidified, pressurized gases. In particular, in one embodiment the nasal cannula of the present invention has two flared end prongs that seal within a patient's nares, although in some embodiments the cannula may have a single prong. The cannula prongs are shaped such that a step is created between them so that the prongs abut the user's nasal septum in use. Furthermore, the gripping action of the sides of the prongs to the user's septum in use prevents the prongs from dislodging from the user's nares. In another embodiment the prongs of the nasal cannula are angled toward one another as well as

having an angled profile at the outlet of gases, such that gases flow from the prongs flows back into the nasal passage and is not forced up into the rest of the nasal cavity.

**[0041]** With reference to FIG. 1 a humidified Continuous Positive Airway Pressure (CPAP) system is shown in which a patient 1 is receiving humidified and pressurised gases through the nasal cannula 2 of the present invention. The cannula 2 is connected to a humidified gases transportation pathway or inspiratory conduit 3. It should be understood that delivery systems could also be VPAP (Variable Positive Airway Pressure) and BiPAP (Bi-level Positive Airway Pressure) or numerous other forms of respiratory therapy. Inspiratory conduit 3 is connected to the outlet 4 of a humidification chamber 5 that contains a volume of water 6. The inspiratory conduit 3 may contain heating means or heater wires (not shown) which heat the walls of the conduit to reduce condensation of humidified gases within the conduit. The humidification chamber 6 is preferably formed from a plastics material and may have a highly heat conductive base (for example an aluminium base) which is in direct contact with a heater plate 7 of humidifier 8. The humidifier 8 is provided with control means or electronic controller 9 that may comprise a microprocessor based controller executing computer software commands stored in associated memory.

**[0042]** The controller 9 receives input from sources such as user input means or dial 10 through which a user of the device may, for example, set a predetermined required value (preset value) of humidity or temperature of the gases supplied to patient 1. The controller may also receive input from other sources; for example, temperature and/or flow velocity sensors 11 and 12 through connector 13 and heater plate temperature sensor 14. In response to the user set humidity or temperature value input via dial 10 and the other inputs, controller 9 determines when (or to what level) to energise heater plate 7 to heat the water 6 within humidification chamber 5. A flow of gases (for example air) is provided to the chamber through inlet 16 from a gases supply means or blower 15. As the volume of water 6 within humidification chamber 5 is heated, water vapour begins to fill the volume of the chamber above the water's surface and is passed out of the humidification chamber 5 through outlet 4. Exhaled gases from the patient's mouth are passed directly to ambient surroundings in FIG. 1.

**[0043]** The blower 15 is provided with variable pressure regulating means or a variable speed fan 20 which draws air or other gases through the blower inlet 17. The speed of

the variable speed fan 20 is controlled by the electronic controller 18 (or alternatively the function of the controller 18 could be carried out by the controller 9) in response to inputs from the controller 9 and a user set predetermined required value (preset value) of pressure or fan speed via the dial 19.

#### Flared Prong Nasal Cannula

**[0044]** A first embodiment of a nasal cannula of the present invention is shown in detail in FIGS. 2 to 6. Referring to FIGS. 2 and 6, the nasal cannula 2 comprises three main components; the prong part 21, body part 22 and ball connector 23.

**[0045]** The prong part 21 has two nasal prongs 24, 25, each of which are substantially shaped to follow the contours of the human nares and in use are placed inside a user's nares. The prongs 24, 25 extend out from a hollow tubular body 26 that in use fits to the body part 22. Each of the prongs 24, 25 are integrally moulded with the tubular body 26 in a flexible plastics material or rubber, such as silicone, other thermoset elastomers or thermoplastic elastomers such as Kraton.TM.. The prongs 24, 25 are substantially oval tubular members that allow for a passage of gases. In particular, as shown in FIG. 5, the prongs are oval in shape and angled in the same manner as a human's nares. The prongs 24, 25 are angled toward one another (or toward the vertical axis Y) at the top 27, 28 of the prongs and away from one another at the bottom 29, 30 of the prongs. Furthermore, the ends 31, 32 of the prongs flare outwardly and preferably are formed such that the ends of the prongs are thinner in cross-section than the rest of the prongs. The flared thinner section ends 31, 32 of the prongs assist with the sealing of the prongs 24, 25 in use within the user's nares. When in use and with gases flowing through the prongs the force of the gas pressure will force the prong ends 31,32 to flare outwardly and seal against the inside of the user's nares.

**[0046]** The prongs 24, 25 each include a step 33, 34 formed along their lengths. Each of the steps 33, 34 are formed on the prongs 24, 25 in an opposing manner such that in use, when the prongs are within a user's nares the steps 33, 34 abut the user's nasal septum and form a ledge that prevents dislodgement of the prongs. The prongs 24, 25 also have protrusions 35, 36 formed on their outer edges that abut the sides of the user's nares (opposite to the nasal septum). The protrusions 35, 36 assist in preventing the dislodgement of the prongs, especially if the user moves his or her head. The protrusions 35, 36 also maintain the

prongs within the user's nares in a correct orientation such that in use gases flow through the prongs and directly up the user's nasal passages.

**[0047]** The body part 22 is a tubular passageway in which the prong part 21 is connected at one end and a ball joint 37 at the other end. The ball joint 37 extends from the connector 23 and slots into a complementary shaped (partial sphere) socket end 39. The body part 22 also has a number of apertures 38 formed in it, which act as a bias flow outlet vent. Therefore, any gases exhaled by the user through their nose will exit through the apertures 38.

**[0048]** The connector 23 is preferably connected to the inspiratory conduit 3 (see FIG. 1) that supplies gases flow to the cannula 2. The inspiratory conduit 3 may be moulded directly to the connector 23 or other connection mechanisms may be used, such as a friction fit formed between the connector and conduit.

**[0049]** Although a ball and socket joint, as described above, between the body part 22 and connector 23 is preferred other connections may be utilised, such as a flexible piece of silicone, or other appropriate connection. The connection between the cannula body and connector must be able to be flexed or rotated to allow for the inspiratory conduit 3 to be moved without causing the dislodgement of the nasal cannula 2 from the user's nares.

**[0050]** In the preferred form of the nasal cannula 2 of the present invention the body part 22 and connector 23 are preferably made from a hard or rigid plastics material, such as polypropylene, polycarbonate or acetyl. In other forms the body part 22 and connector 23 may be of different plastics materials to allow for increased slidability between these parts.

**[0051]** The prong part 21 may be supplied in various different sizes such that different sized user's may remove an existing prong part and simply attach a different sized flexible plastics prong part over the body part 22.

**[0052]** To provide additional comfort for the user or ensure the nasal cannula of the present invention do not fall from a user's nares, the nasal cannula may be used in combination with a headgear strap, which in one embodiment is a small flexible tube. For example, FIG. 1 shows a headgear strap 40 extending from the nasal cannula 2. The ends of the headgear strap that attach to the cannula may attach to extensions (or loops) 41 on the body part 22 of the cannula shown in FIG. 2, or may attach about other appropriate areas of the cannula, for example, about the connector 23.

**[0053]** The abovementioned embodiment of the nasal cannula 2 of the present invention is preferably a wide bore pronged cannula used for high flow conditions.

**[0054]** A second embodiment of the present invention is shown in FIG. 7. In this embodiment of the nasal cannula 42 the prongs 43, 44 are preferably small bore prongs for use with lower flow conditions. The prongs 43, 44 are similarly shaped to the prongs 24, 25 detailed above, but may not seal in the same manner as the abovementioned prongs due to the smaller size of the prongs. In fact these prongs may not seal at all in use within the user's nares.

**[0055]** Furthermore, in this second embodiment the nasal cannula 42 is smaller and weighs less as it is only comprised of a prong body 45 and prongs 43, 44, where the body 45 is connected to a small tube that is formed with corrugations or bellows 48 that connect to an inspiratory tube or conduit 47 (similar to the inspiratory conduit 3 described above) that receives a supply of gases.

**[0056]** The corrugations of bellows 48 will bend or move when a weight or force is placed on the cannula, thereby preventing dislodgement of the cannula 42 from a user's face in use. In particular, the corrugations or bellows 48 prevent transferral of the torque onto the cannula 42 when a user moves his or her head.

**[0057]** The body 45 of the cannula 42 is provided with a number of apertures 46 that allows for gases exhaled by the users to be expelled into the ambient air.

**[0058]** The prong body and prongs of this embodiment of the cannula of the present invention are preferably formed a flexible plastics material or rubber, such as silicone, other thermoset elastomers or thermoplastic elastomers such as Kraton.TM..

**[0059]** A third embodiment of the nasal cannula of the present invention is shown in FIG. 8 where the cannula may be provided with corrugated or baffled sections on the prongs. The nasal cannula 49 of this embodiment is similar to that of FIG. 2 but the prongs 50, 51 have a series of corrugations 52, 53 formed in them. The corrugations 52, 53 allow for movement of each of the prongs 50, 51 for a better user fit, and allow for movement of the cannula 49 without causing dislodgement of the prongs from the user's nares.

#### Angled Prong Nasal Cannula



**[0060]** A fourth embodiment of the nasal cannula of the present invention is shown in FIGS. 9 to 13. The nasal cannula 60 has a similar construction to the nasal cannula of FIG. 2 and comprises three main components; a prong part 61, body part 62 and ball jointed connector 63.

**[0061]** The prong part 61 preferably has two nasal prongs 64, 65, each of which are substantially shaped to follow the contours of the human nares and in use are placed inside a user's nares. In some forms a cannula with only one prong may be provided. The prongs 64, 65 extend out from a hollow tubular body 66 that in use fits to the body part 62, preferably about an extension 67 (as shown in the exploded view of the nasal cannula of FIG. 11). Each of the prongs 64, 65 are integrally moulded with the tubular body 66 in a flexible plastics material or rubber, such as silicone, other thermoset elastomers or thermoplastic elastomers, such as Kraton.TM.. The prongs 64, 65 are substantially oval tubular members that allow for a passage of gases.

**[0062]** In particular, as shown in FIG. 12, the prongs are oval in shape (to reflect the shape of human nares) and angled in the same manner as a human's nares. The prongs 64, 65 are angled toward one another (or toward the horizontal axis X) such that angles  $\alpha$  are formed between the midlines m, n through each respective prong 64, 65. The angled profile of the prongs 64, 65 means that they are more ergonomically correct with a human's nares and may assist in directing the gases flow from the prongs to the user's nasal cavities. The prongs 64, 65 are constructed such that their cross-sectional width narrows closer to the tip of each prong.

**[0063]** In the preferred form the prongs 64, 65 have an angled and profiled end 76 (see FIG. 10). The angled ends 76 assist in directing gases flow to the user's nasal passages.

**[0064]** Each of the prongs 64, 65 has a flange 73, 74 disposed about its circumference. The flanges 73, 74 are at a position on the prongs 64, 65 such that the each of the flanges rests against the outside of each of the patient's nares. The flanges 73, 74 do not extend inside the nares, but rest at the entranceway of the user's nares, and preferably seal the nares. In some users the flanges 73, 74 may extend within the user's nares and provide sealing of the nares. The flanges 73, 74 are preferably thin flexible extensions that extend substantially completely around the circumference of the prongs 64, 65. The flanges 73, 74 are preferably

substantially elliptical in shape with one side (for example, side 89, which in use will abut the nasal septum of a user) of the flange extending out from each prong further than the other side of each prong. There is a recessed area 88 on each of the prongs between the flange and the shaped ends of the prongs in which preferably in use the ends of a user's nares rest.

**[0065]** The body part 62 is a tubular passageway in which the prong part 61 is connected at one end and a ball joint 69 at the other end. The ball joint 69 extends from the connector 63 and slots into a complementary shaped (partial sphere) socket end 70 on the body part 62. The body part 62 may also have a plurality of apertures 71 formed in it, which acts as a bias flow outlet vent. Therefore, any gases exhaled by the user through their nose will exit through the apertures 71.

**[0066]** A shield 75 (illustrated by the dashed line in FIG. 10) may extend over the bias vent 71 inside the body part 70 to prevent gases from the blower (gases supply 15) from interacting with the bias vent 71 and vent holes, causing noise in use.

**[0067]** In a sixth embodiment as shown in FIGS. 16 and 17 a nasal cannula without a prong part is shown, but that includes a shield similar to that described above. In this embodiment a body part 90 and a ball jointed connector 91 fit together as described above. The body part 90 includes an expiratory vent shield 92 that extends down from the top wall 94 of the body part 90 and shields the outlet vent 93.

**[0068]** Referring back to FIGS. 10 to 13, preferably the ball joint connector 63 is angled and extends into a swivelable connector 68. The swivel connector 68 is capable in use of being connected to the inspiratory conduit 3 (see FIG. 1) that supplies gases flow to the cannula 60. The inspiratory conduit 3 may be moulded directly to the connector 68 or other connection mechanisms may be used, such as a friction fit formed between the connector 68 and the conduit 3.

**[0069]** In other forms of the present invention the ball joint connector 63 or the ball joint 69 may have formed in it a plurality of channels. One example of this is the embodiment of FIGS. 14 and 15. Such channels allow there to be a leak when gases flow through the connector to the cannula and prongs. The channels are therefore capable of acting as a bias flow and a separate bias flow out outlet (such as that outlet 71 described above) may not be required.

**[0070]** In FIGS. 14 and 15 only a body part 82 and ball jointed connector 83 are shown. The body part 82 and ball jointed connector 83 join in a manner as described above, where the substantially half sphere shaped end 84 of the body part 82 receives the substantially half sphere shaped end 85 of the connector 83. The ends 84, 85 enable a rotation between the body part 82 and connector 83. In this embodiment two channels 86, 87 are formed in the connector end 85. Two channels are shown in this embodiment but there may be only one or any number of channels. Similarly, channels may be formed in the body part end 84.

**[0071]** It is preferred that there is a ball and socket joint, as described above, between the body part 62 and connector 63, although other connections may be utilised, such as a flexible piece of silicone, or other appropriate connection. The connection between the cannula body and connector must be able to be flexed or rotated to allow for the inspiratory conduit 3 to be moved without causing the dislodgement of the nasal cannula 60 from the user's nares.

**[0072]** In the preferred form of the nasal cannula 60 of the present invention the body part 62, connector 63, ball joint 69 and swivel connector 68 are preferably made from a hard or rigid plastics material, such as polypropylene, polycarbonate or acetyl. In other forms these may be of different plastics materials to allow for increased slidability between these parts.

**[0073]** The prong part 61 may be supplied in various different sizes such that different sized user's may remove an existing prong part and simply attach a different sized flexible plastics prong part over the body part 62.

**[0074]** To provide additional comfort for the user or ensure the nasal cannula of the present invention does not fall from a user's nares, the nasal cannula 60 is preferably used in combination with a headgear strap. The strap may be similar to that shown in FIG. 1 with relation to the first form of the nasal cannula 2. In this fourth form of the nasal cannula 60 the body part 62 has headgear extensions 72, 73 that extend out from the body part 70. The extensions 72, 73 each have a channel 77, 78 formed in them that is capable of receiving an end 80, 81 of the headgear strap 79. The strap ends 80, 81 in use are threaded through apertures (preferably two) and extend into and are held in the channels 77, 78. In this form the headgear strap 79 is made from a small diameter silicon, rubber or similar type material.

Therefore, when the strap ends 80, 81 are threaded through the apertures friction is created that maintains the straps within the apertures and prevents the straps from slipping from the cannula.

**[0075]** In other forms the ends of the headgear strap that attach to the cannula may attach to extensions (or loops) 41 on the body part 22 of the cannula shown in FIG. 6, or may attach about other appropriate areas of the cannula, for example, about the connector 23.

WHAT IS CLAIMED IS:

1. A nasal cannula configured to deliver humidified gases to a user, the nasal cannula comprising:

a prong part comprising a hollow body having a first end and a second end and two prongs extending from and integrally formed with the first end, the prongs spaced from each other and shaped to fit within nares of the user, and the second end disposed opposite the first end along a central axis extending through the first and second ends; and

a hollow body part having a first end and a second end, wherein the second end of the prong part is configured to be connected to the first end of the hollow body part, and the second end of the hollow body part is configured to be coupled to a conduit configured to supply humidified gases to the nasal cannula.

2. The nasal cannula of Claim 1, wherein the second end of the hollow body part is diametrically opposed to the first end of the hollow body part and, when the prong part is connected to the hollow body part, each of the two prongs extend from the prong part along an axis that is substantially parallel to an axis extending from the first end of the hollow body part to the second end of the hollow body part.

3. The nasal cannula of Claim 1 further comprising a headgear strap coupled to the hollow body part.

4. The nasal cannula of Claim 1, wherein the two prongs are angled toward each other and toward the central axis.

5. The nasal cannula of Claim 1, wherein each prong comprises a flange proximate, but spaced from, its end, wherein the flange is configured to cause sealing of the prong in an associated nare of the user in use.

6. The nasal cannula of Claim 1, wherein the second end of the hollow body part is configured to be coupled to the conduit using an elbow connector.

7. The nasal cannula of Claim 1, wherein the prong part is made of silicone.

8. The nasal cannula of Claim 1, wherein the hollow body part is made of a rigid plastic material.

9. The nasal cannula of Claim 1, wherein the hollow body part comprises a plurality of apertures configured to externally vent gases exhaled by the user through the nares of the user.

10. A nasal cannula configured to deliver humidified gases to a user, the nasal cannula comprising:

a prong part comprising:

a prong part hollow body having a first end and a second end; and

two prongs extending from and integrally formed with the first end of the prong part hollow body,

the prongs being spaced from each other and being shaped to fit within corresponding nares of the user to deliver the gases to the user, and

the second end of the prong part hollow body being diametrically opposed to the first end and being configured to receive the humidified gases.

11. The nasal cannula of Claim 10, wherein the prong part is made of silicone and is configured to be coupled to a more rigid body part.

12. The nasal cannula of Claim 10 further comprising a hollow body part having a first end and a second end, wherein the second end of the prong part is configured to be connected to the first end of the hollow body part, the second end of the hollow body part being configured to be coupled to a conduit configured to supply humidified gases to the nasal cannula, and air flowing through the body part being in the same direction as the prongs extend from the prong part hollow body.

13. The nasal cannula of Claim 12, wherein the prong part is made of silicone and the body part is made of a more rigid plastic material.

14. The nasal cannula of Claim 12, wherein the second end of the body part is configured to be coupled to the conduit using an elbow connector.

15. The nasal cannula of Claim 12, wherein the body part comprises a plurality of apertures configured to externally vent gases exhaled by the user through the nares of the user.

## ABSTRACT OF THE DISCLOSURE

In one embodiment, a nasal cannula is shaped to fit within a user's nares, where the nasal cannula includes at least one prong allowing high flow delivery of humidified gases and creates positive airway pressure in the patient's airway. The prongs have angled ends such that, in use, gases flowing through the prongs are directed to the user's nasal passages. The nasal cannula body is partially swivelling and preferably has a ball joint connector. In another embodiment the nasal cannula may have at least one flared end prong that preferably seals within a patient's nare.

18442445  
071614

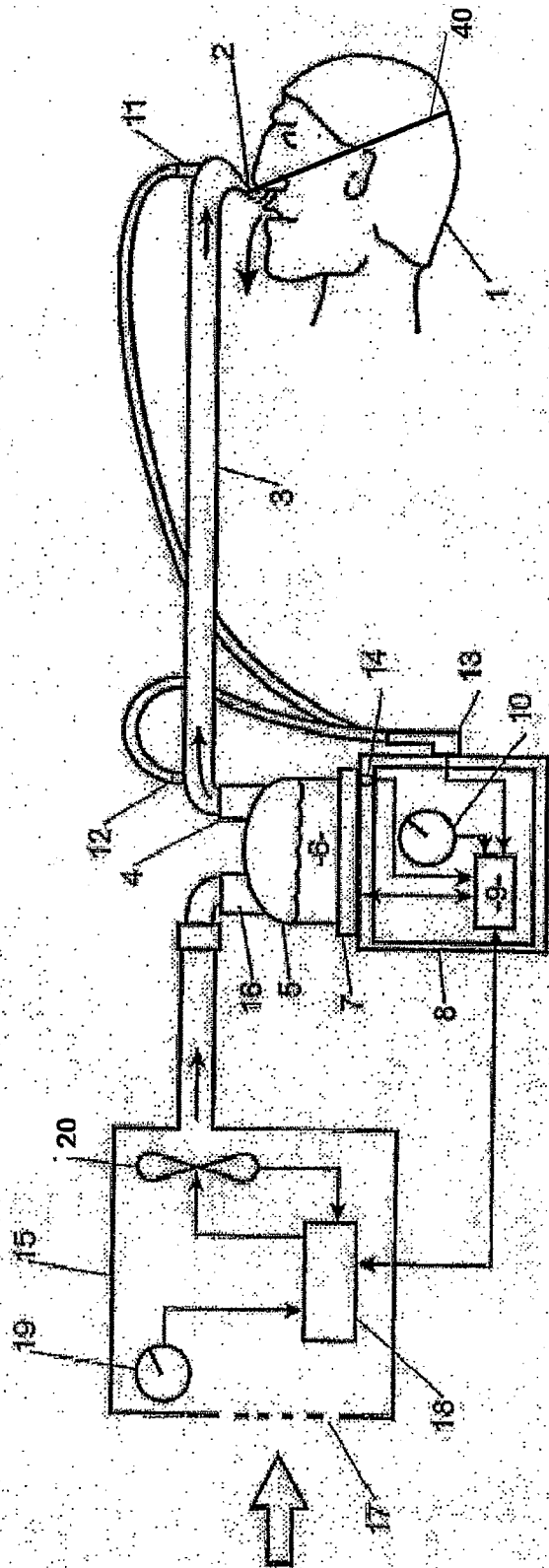
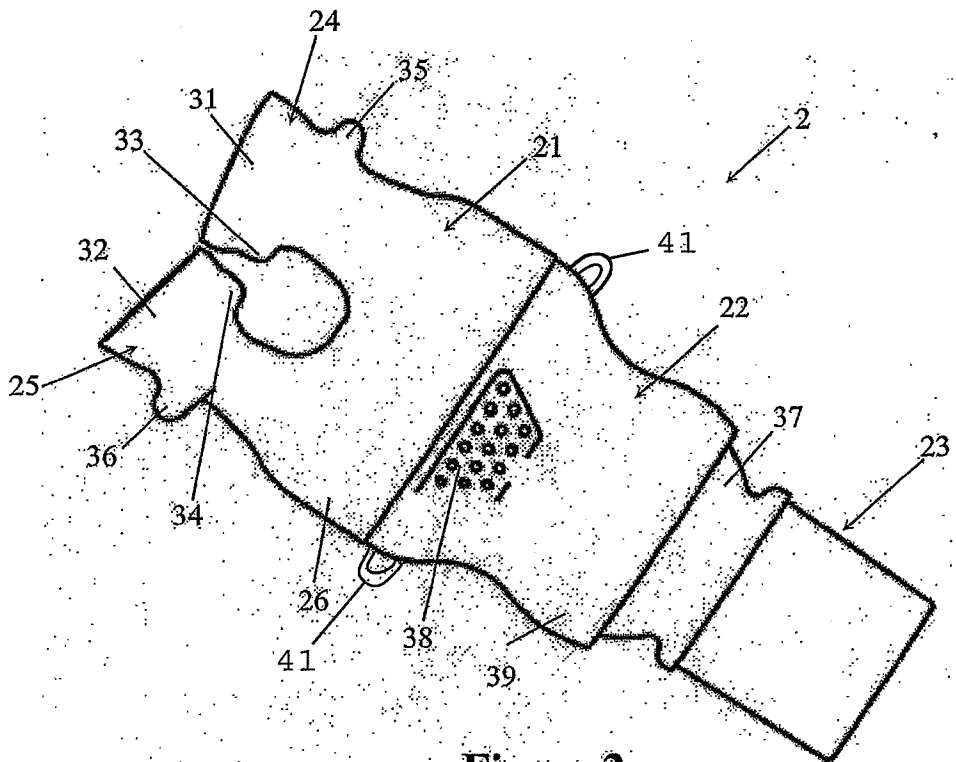
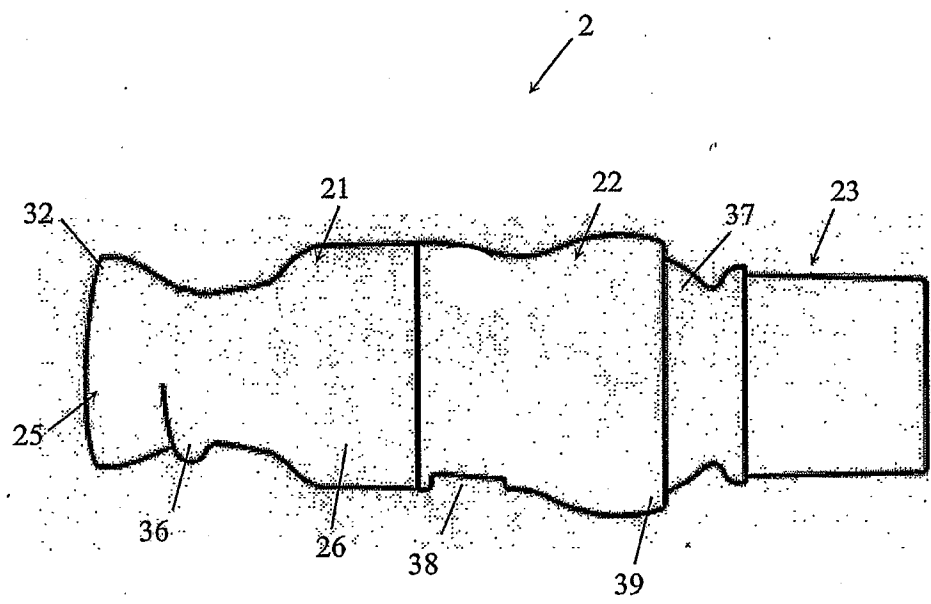


Figure 1

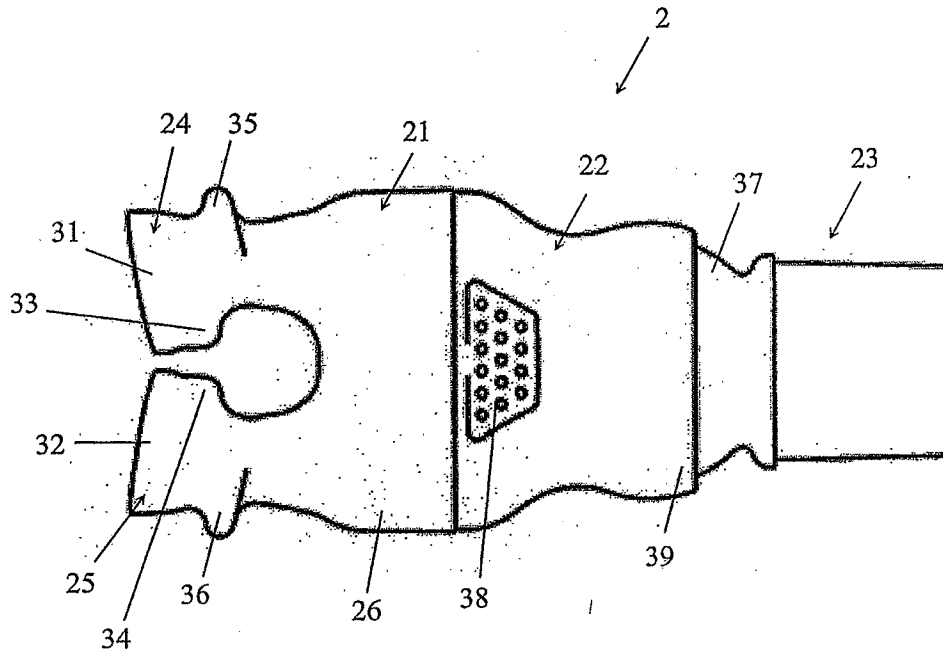




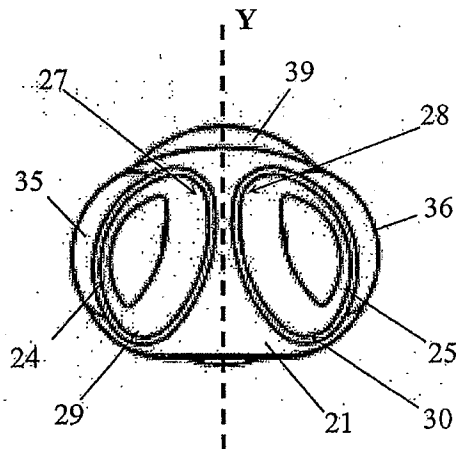
**Figure 2**



**Figure 3**



**Figure 4**



**Figure 5**

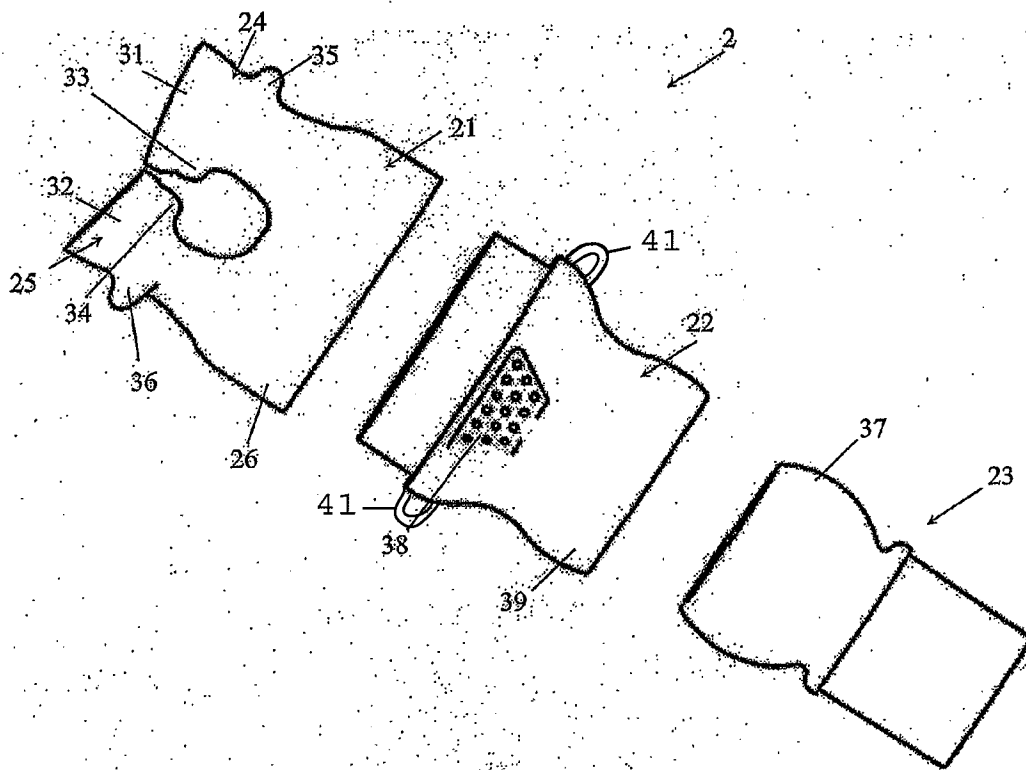


Figure 6.

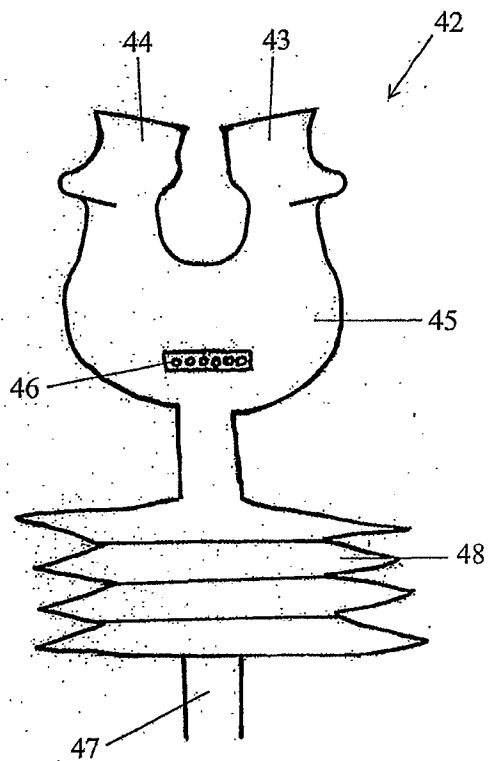


Figure 7

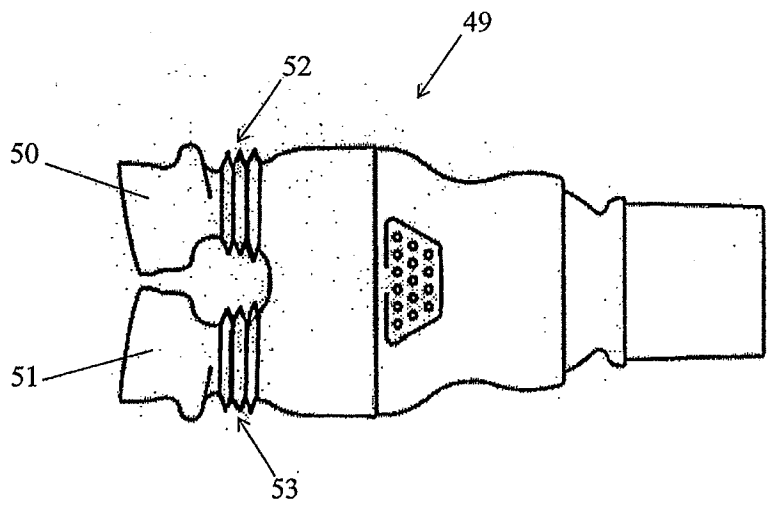
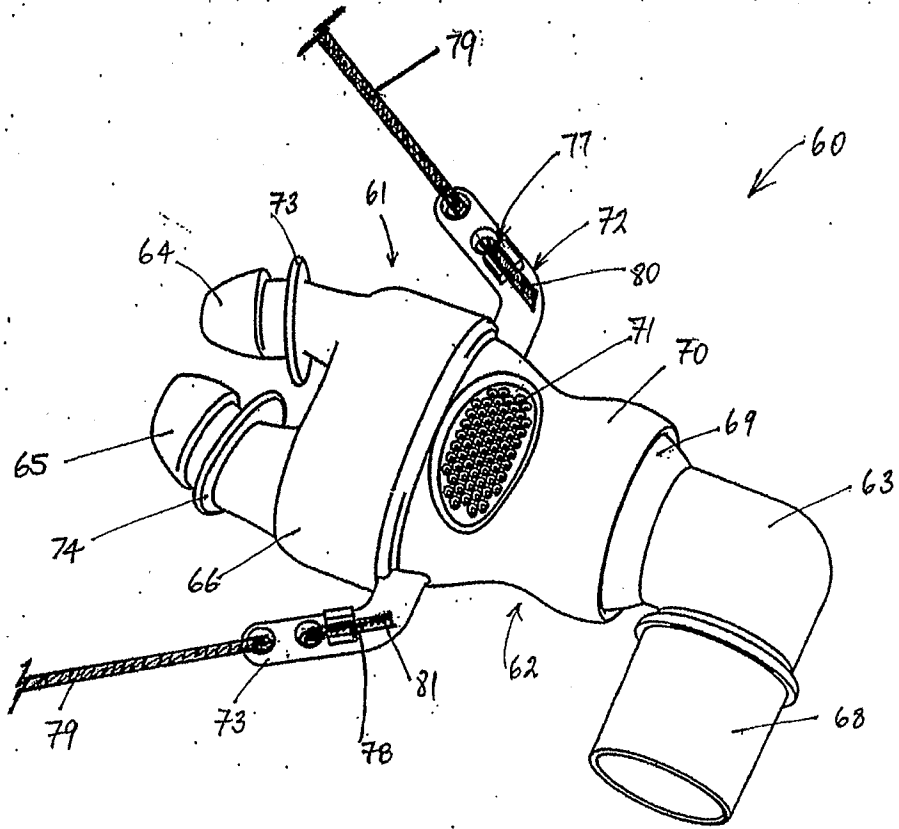
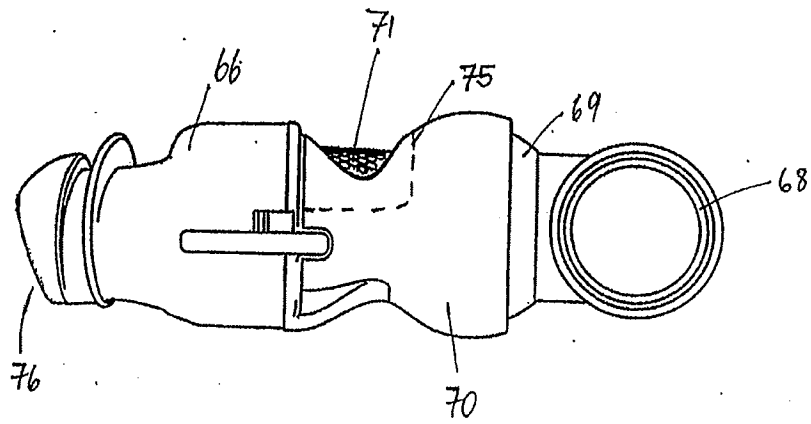


Figure 8



**Figure 9**



**Figure 10**

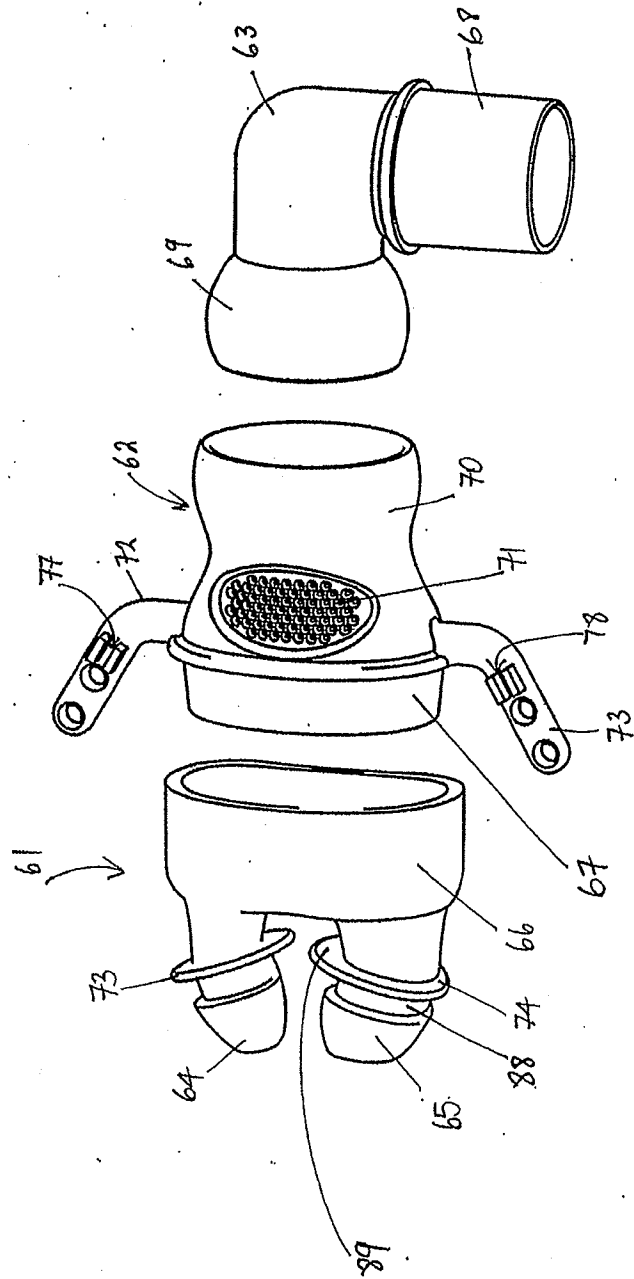
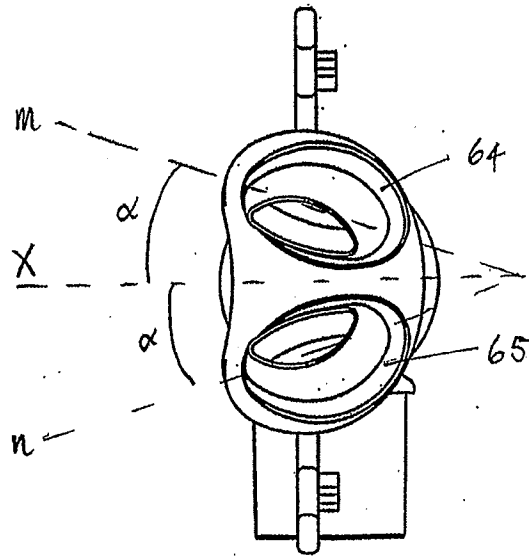
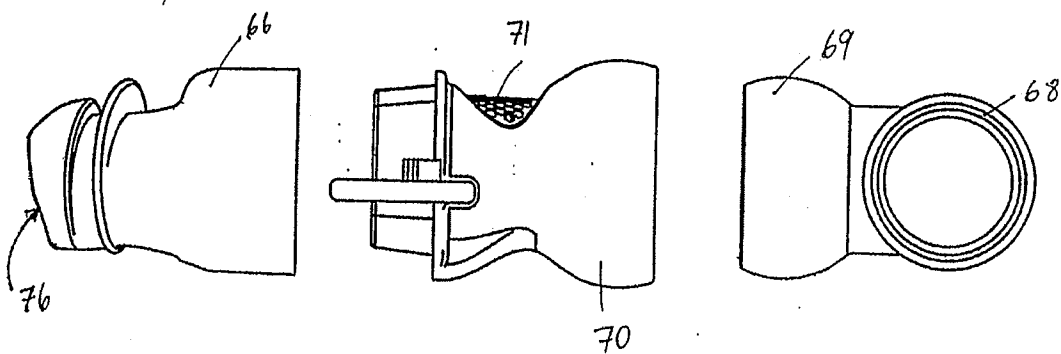


Figure 11



**Figure 12**



**Figure 13**

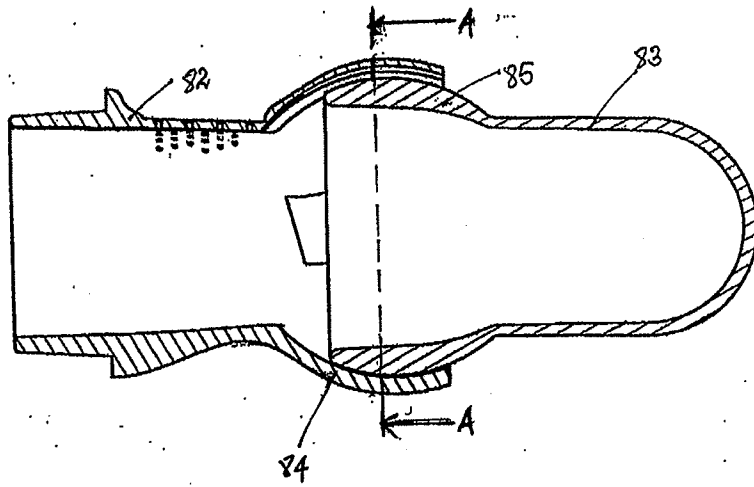


Figure 14

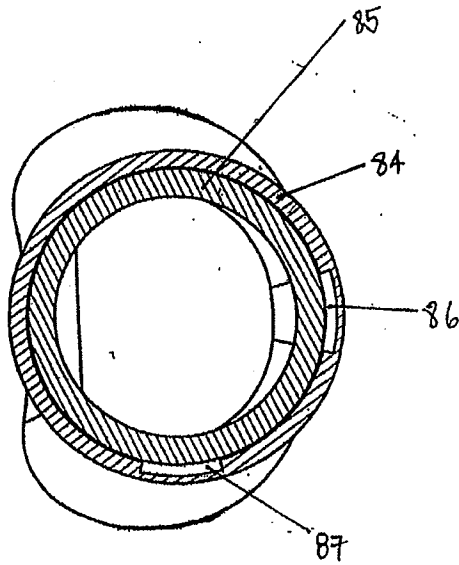


Figure 15



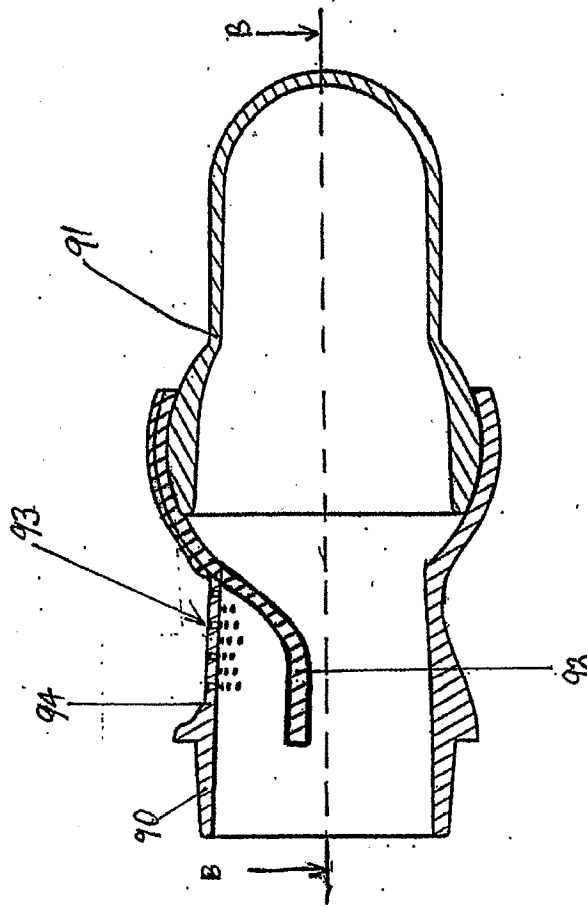


Figure 16

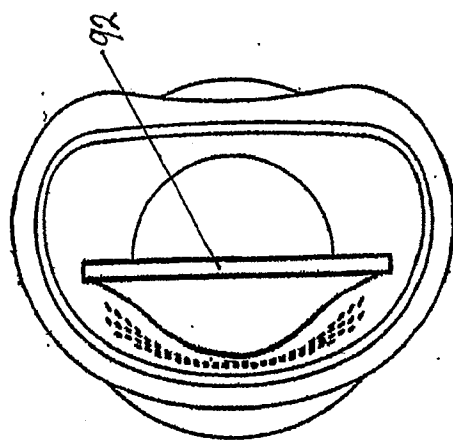


Figure 17

Under the Paperwork Reduction Act of 1995, no persons are required to respond to a collection of information unless it contains a valid OMB control number.

<b>Application Data Sheet 37 CFR 1.76</b>		Attorney Docket Number	FPHCR.112C1
		Application Number	
Title of Invention	BREATHING ASSISTANCE APPARATUS		
<p>The application data sheet is part of the provisional or nonprovisional application for which it is being submitted. The following form contains the bibliographic data arranged in a format specified by the United States Patent and Trademark Office as outlined in 37 CFR 1.76. This document may be completed electronically and submitted to the Office in electronic format using the Electronic Filing System (EFS) or the document may be printed and included in a paper filed application.</p>			

**Secrecy Order 37 CFR 5.2**

<input type="checkbox"/>	Portions or all of the application associated with this Application Data Sheet may fall under a Secrecy Order pursuant to 37 CFR 5.2 (Paper filers only. Applications that fall under Secrecy Order may not be filed electronically.)
--------------------------	---------------------------------------------------------------------------------------------------------------------------------------------------------------------------------------------------------------------------------------

**Inventor Information:**

<b>Inventor 1</b>					<input type="button" value="Remove"/>
<b>Legal Name</b>					
<b>Prefix</b>	<b>Given Name</b>	<b>Middle Name</b>	<b>Family Name</b>	<b>Suffix</b>	
	Alastair	Edwin	McAuley		
<b>Residence Information (Select One)</b> <input checked="" type="radio"/> US Residency <input type="radio"/> Non US Residency <input type="radio"/> Active US Military Service					
<b>City</b>	Dallas	<b>State/Province</b>	TX	<b>Country of Residence i</b>	US

<b>Mailing Address of Inventor:</b>					
<b>Address 1</b>	15 Maurice Paykel Place, East Tamaki				
<b>Address 2</b>					
<b>City</b>	Auckland	<b>State/Province</b>			
<b>Postal Code</b>	2013	<b>Country i</b>	NZ		

<b>Inventor 2</b>					<input type="button" value="Remove"/>
<b>Legal Name</b>					
<b>Prefix</b>	<b>Given Name</b>	<b>Middle Name</b>	<b>Family Name</b>	<b>Suffix</b>	
	Craig	Robert	Prentice		
<b>Residence Information (Select One)</b> <input type="radio"/> US Residency <input checked="" type="radio"/> Non US Residency <input type="radio"/> Active US Military Service					
<b>City</b>	Auckland	<b>Country of Residence i</b>	NZ		

<b>Mailing Address of Inventor:</b>					
<b>Address 1</b>	15 Maurice Paykel Place, East Tamaki				
<b>Address 2</b>					
<b>City</b>	Auckland	<b>State/Province</b>			
<b>Postal Code</b>	2013	<b>Country i</b>	NZ		

<b>Inventor 3</b>					<input type="button" value="Remove"/>
<b>Legal Name</b>					
<b>Prefix</b>	<b>Given Name</b>	<b>Middle Name</b>	<b>Family Name</b>	<b>Suffix</b>	
	Oliver		Gleeson		

RMD

<b>Application Data Sheet 37 CFR 1.76</b>		Attorney Docket Number	FPHCR.112C1
		Application Number	
Title of Invention	BREATHING ASSISTANCE APPARATUS		

<b>Residence Information (Select One)</b> <input type="radio"/> US Residency <input checked="" type="radio"/> Non US Residency <input type="radio"/> Active US Military Service			
City	Auckland	Country of Residence i	NZ
<b>Mailing Address of Inventor:</b>			
Address 1	15 Maurice Paykel Place, East Tamaki		
Address 2			
City	Auckland	State/Province	
Postal Code	2013	Country i	NZ
All Inventors Must Be Listed - Additional Inventor Information blocks may be generated within this form by selecting the <b>Add</b> button.			<input type="button" value="Add"/>

**Correspondence Information:**

Enter either Customer Number or complete the Correspondence Information section below. For further information see 37 CFR 1.33(a).			
<input type="checkbox"/> An Address is being provided for the correspondence information of this application.			
Customer Number	20995		
Email Address	efiling@knobbe.com	<input type="button" value="Add Email"/>	<input type="button" value="Remove Email"/>

**Application Information:**

Title of the Invention	BREATHING ASSISTANCE APPARATUS		
Attorney Docket Number	FPHCR.112C1	Small Entity Status Claimed	<input type="checkbox"/>
Application Type	Nonprovisional		
Subject Matter	Utility		
Total Number of Drawing Sheets (if any)	10	Suggested Figure for Publication (if any)	

**Filing By Reference :**

Only complete this section when filing an application by reference under 35 U.S.C. 111(c) and 37 CFR 1.57(a). Do not complete this section if application papers including a specification and any drawings are being filed. Any domestic benefit or foreign priority information must be provided in the appropriate section(s) below (i.e., "Domestic Benefit/National Stage Information" and "Foreign Priority Information").

For the purposes of a filing date under 37 CFR 1.53(b), the description and any drawings of the present application are replaced by this reference to the previously filed application, subject to conditions and requirements of 37 CFR 1.57(a).

Application number of the previously filed application	Filing date (YYYY-MM-DD)	Intellectual Property Authority or Country i

<b>Application Data Sheet 37 CFR 1.76</b>	Attorney Docket Number	FPHCR.112C1
	Application Number	
Title of Invention	BREATHING ASSISTANCE APPARATUS	

**Publication Information:**
 Request Early Publication (Fee required at time of Request 37 CFR 1.219)

 **Request Not to Publish.** I hereby request that the attached application not be published under 35 U.S.C. 122(b) and certify that the invention disclosed in the attached application **has not and will not** be the subject of an application filed in another country, or under a multilateral international agreement, that requires publication at eighteen months after filing.
**Representative Information:**

Representative information should be provided for all practitioners having a power of attorney in the application. Providing this information in the Application Data Sheet does not constitute a power of attorney in the application (see 37 CFR 1.32). Either enter Customer Number or complete the Representative Name section below. If both sections are completed the customer Number will be used for the Representative Information during processing.

Please Select One:	<input checked="" type="radio"/> Customer Number	<input type="radio"/> US Patent Practitioner	<input type="radio"/> Limited Recognition (37 CFR 11.9)
Customer Number	20995		

**Domestic Benefit/National Stage Information:**

This section allows for the applicant to either claim benefit under 35 U.S.C. 119(e), 120, 121, or 365(c) or indicate National Stage entry from a PCT application. Providing this information in the application data sheet constitutes the specific reference required by 35 U.S.C. 119(e) or 120, and 37 CFR 1.78.

When referring to the current application, please leave the application number blank.

Prior Application Status	Pending	<a href="#">Remove</a>	
Application Number	Continuity Type	Prior Application Number	Filing Date (YYYY-MM-DD)
	Continuation of	10/598026	2007-10-18
Prior Application Status	Expired	<a href="#">Remove</a>	
Application Number	Continuity Type	Prior Application Number	Filing Date (YYYY-MM-DD)
10/598026	a 371 of international	PCT/NZ05/000023	2005-02-18
Additional Domestic Benefit/National Stage Data may be generated within this form by selecting the <b>Add</b> button.			<a href="#">Add</a>

**Foreign Priority Information:**

This section allows for the applicant to claim priority to a foreign application. Providing this information in the application data sheet constitutes the claim for priority as required by 35 U.S.C. 119(b) and 37 CFR 1.55(d). When priority is claimed to a foreign application that is eligible for retrieval under the priority document exchange program (PDX) the information will be used by the Office to automatically attempt retrieval pursuant to 37 CFR 1.55(h)(1) and (2). Under the PDX program, applicant bears the ultimate responsibility for ensuring that a copy of the foreign application is received by the Office from the participating foreign intellectual property office, or a certified copy of the foreign priority application is filed, within the time period specified in 37 CFR 1.55(g)(1).

Under the Paperwork Reduction Act of 1995, no persons are required to respond to a collection of information unless it contains a valid OMB control number.

<b>Application Data Sheet 37 CFR 1.76</b>		Attorney Docket Number	FPHCR.112C1
		Application Number	
Title of Invention	BREATHING ASSISTANCE APPARATUS		

Application Number	Country <sup>i</sup>	Filing Date (YYYY-MM-DD)	<input type="button" value="Remove"/> Access Code <sup>i</sup> (if applicable)
531332	NZ	2004-02-23	
Application Number	Country <sup>i</sup>	Filing Date (YYYY-MM-DD)	<input type="button" value="Remove"/> Access Code <sup>i</sup> (if applicable)
534606	NZ	2004-08-06	
Additional Foreign Priority Data may be generated within this form by selecting the <b>Add</b> button.			<input type="button" value="Add"/>

## Statement under 37 CFR 1.55 or 1.78 for AIA (First Inventor to File) Transition Applications

<p><input type="checkbox"/> This application (1) claims priority to or the benefit of an application filed before March 16, 2013 and (2) also contains, or contained at any time, a claim to a claimed invention that has an effective filing date on or after March 16, 2013.</p> <p>NOTE: By providing this statement under 37 CFR 1.55 or 1.78, this application, with a filing date on or after March 16, 2013, will be examined under the first inventor to file provisions of the AIA.</p>
--------------------------------------------------------------------------------------------------------------------------------------------------------------------------------------------------------------------------------------------------------------------------------------------------------------------------------------------------------------------------------------------------------------------------------------------------------------------------------------------------

## Authorization to Permit Access:

<p><input checked="" type="checkbox"/> Authorization to Permit Access to the Instant Application by the Participating Offices</p> <p>If checked, the undersigned hereby grants the USPTO authority to provide the European Patent Office (EPO), the Japan Patent Office (JPO), the Korean Intellectual Property Office (KIPO), the World Intellectual Property Office (WIPO), and any other intellectual property offices in which a foreign application claiming priority to the instant patent application is filed access to the instant patent application. See 37 CFR 1.14(c) and (h). This box should not be checked if the applicant does not wish the EPO, JPO, KIPO, WIPO, or other intellectual property office in which a foreign application claiming priority to the instant patent application is filed to have access to the instant patent application.</p> <p>In accordance with 37 CFR 1.14(h)(3), access will be provided to a copy of the instant patent application with respect to: 1) the instant patent application-as-filed; 2) any foreign application to which the instant patent application claims priority under 35 U.S.C. 119(a)-(d) if a copy of the foreign application that satisfies the certified copy requirement of 37 CFR 1.55 has been filed in the instant patent application; and 3) any U.S. application-as-filed from which benefit is sought in the instant patent application.</p> <p>In accordance with 37 CFR 1.14(c), access may be provided to information concerning the date of filing this Authorization.</p>
--------------------------------------------------------------------------------------------------------------------------------------------------------------------------------------------------------------------------------------------------------------------------------------------------------------------------------------------------------------------------------------------------------------------------------------------------------------------------------------------------------------------------------------------------------------------------------------------------------------------------------------------------------------------------------------------------------------------------------------------------------------------------------------------------------------------------------------------------------------------------------------------------------------------------------------------------------------------------------------------------------------------------------------------------------------------------------------------------------------------------------------------------------------------------------------------------------------------------------------------------------------------------------------------------------------------------------------------------------------------------------------------------------------------------------------------------------------------------------------------------------------------------------------------------------------------

<b>Application Data Sheet 37 CFR 1.76</b>	Attorney Docket Number	FPHCR.112C1
	Application Number	
Title of Invention	BREATHING ASSISTANCE APPARATUS	

## Applicant Information:

Providing assignment information in this section does not substitute for compliance with any requirement of part 3 of Title 37 of CFR to have an assignment recorded by the Office.

**Applicant 1** Remove

If the applicant is the inventor (or the remaining joint inventor or inventors under 37 CFR 1.45), this section should not be completed. The information to be provided in this section is the name and address of the legal representative who is the applicant under 37 CFR 1.43; or the name and address of the assignee, person to whom the inventor is under an obligation to assign the invention, or person who otherwise shows sufficient proprietary interest in the matter who is the applicant under 37 CFR 1.46. If the applicant is an applicant under 37 CFR 1.46 (assignee, person to whom the inventor is obligated to assign, or person who otherwise shows sufficient proprietary interest) together with one or more joint inventors, then the joint inventor or inventors who are also the applicant should be identified in this section. Clear

Assignee
  Legal Representative under 35 U.S.C. 117
  Joint Inventor

Person to whom the inventor is obligated to assign.
  Person who shows sufficient proprietary interest

If applicant is the legal representative, indicate the authority to file the patent application, the inventor is:

Name of the Deceased or Legally Incapacitated Inventor :

If the Applicant is an Organization check here.

Organization Name

**Mailing Address Information:**

Address 1

Address 2

City  State/Province

Country  Postal Code

Phone Number  Fax Number

Email Address

Additional Applicant Data may be generated within this form by selecting the Add button. Add

## Assignee Information including Non-Applicant Assignee Information:

Providing assignment information in this section does not substitute for compliance with any requirement of part 3 of Title 37 of CFR to have an assignment recorded by the Office.

<b>Application Data Sheet 37 CFR 1.76</b>	Attorney Docket Number	FPHCR.112C1
	Application Number	
Title of Invention	BREATHING ASSISTANCE APPARATUS	

<b>Assignee 1</b>				
Complete this section if assignee information, including non-applicant assignee information, is desired to be included on the patent application publication. An assignee-applicant identified in the "Applicant Information" section will appear on the patent application publication as an applicant. For an assignee-applicant, complete this section only if identification as an assignee is also desired on the patent application publication.				
<input type="button" value="Remove"/>				
If the Assignee or Non-Applicant Assignee is an Organization check here. <input type="checkbox"/>				
Prefix	Given Name	Middle Name	Family Name	Suffix
<b>Mailing Address Information For Assignee including Non-Applicant Assignee:</b>				
Address 1				
Address 2				
City		State/Province		
Country i	Postal Code			
Phone Number		Fax Number		
Email Address				
Additional Assignee or Non-Applicant Assignee Data may be generated within this form by selecting the Add button. <input type="button" value="Add"/>				

<b>Signature:</b> <input type="button" value="Remove"/>				
NOTE: This form must be signed in accordance with 37 CFR 1.33. See 37 CFR 1.4 for signature requirements and certifications				
Signature	/Robert J Roby/		Date (YYYY-MM-DD)	2014-07-16
First Name	Robert	Last Name	Roby	Registration Number
				44304
Additional Signature may be generated within this form by selecting the Add button. <input type="button" value="Add"/>				

This collection of information is required by 37 CFR 1.76. The information is required to obtain or retain a benefit by the public which is to file (and by the USPTO to process) an application. Confidentiality is governed by 35 U.S.C. 122 and 37 CFR 1.14. This collection is estimated to take 23 minutes to complete, including gathering, preparing, and submitting the completed application data sheet form to the USPTO. Time will vary depending upon the individual case. Any comments on the amount of time you require to complete this form and/or suggestions for reducing this burden, should be sent to the Chief Information Officer, U.S. Patent and Trademark Office, U.S. Department of Commerce, P.O. Box 1450, Alexandria, VA 22313-1450. DO NOT SEND FEES OR COMPLETED FORMS TO THIS ADDRESS. **SEND TO: Commissioner for Patents, P.O. Box 1450, Alexandria, VA 22313-1450.**

# Privacy Act Statement

The Privacy Act of 1974 (P.L. 93-579) requires that you be given certain information in connection with your submission of the attached form related to a patent application or patent. Accordingly, pursuant to the requirements of the Act, please be advised that: (1) the general authority for the collection of this information is 35 U.S.C. 2(b)(2); (2) furnishing of the information solicited is voluntary; and (3) the principal purpose for which the information is used by the U.S. Patent and Trademark Office is to process and/or examine your submission related to a patent application or patent. If you do not furnish the requested information, the U.S. Patent and Trademark Office may not be able to process and/or examine your submission, which may result in termination of proceedings or abandonment of the application or expiration of the patent.

The information provided by you in this form will be subject to the following routine uses:

1. The information on this form will be treated confidentially to the extent allowed under the Freedom of Information Act (5 U.S.C. 552) and the Privacy Act (5 U.S.C. 552a). Records from this system of records may be disclosed to the Department of Justice to determine whether the Freedom of Information Act requires disclosure of these records.
2. A record from this system of records may be disclosed, as a routine use, in the course of presenting evidence to a court, magistrate, or administrative tribunal, including disclosures to opposing counsel in the course of settlement negotiations.
3. A record in this system of records may be disclosed, as a routine use, to a Member of Congress submitting a request involving an individual, to whom the record pertains, when the individual has requested assistance from the Member with respect to the subject matter of the record.
4. A record in this system of records may be disclosed, as a routine use, to a contractor of the Agency having need for the information in order to perform a contract. Recipients of information shall be required to comply with the requirements of the Privacy Act of 1974, as amended, pursuant to 5 U.S.C. 552a(m).
5. A record related to an International Application filed under the Patent Cooperation Treaty in this system of records may be disclosed, as a routine use, to the International Bureau of the World Intellectual Property Organization, pursuant to the Patent Cooperation Treaty.
6. A record in this system of records may be disclosed, as a routine use, to another federal agency for purposes of National Security review (35 U.S.C. 181) and for review pursuant to the Atomic Energy Act (42 U.S.C. 218(c)).
7. A record from this system of records may be disclosed, as a routine use, to the Administrator, General Services, or his/her designee, during an inspection of records conducted by GSA as part of that agency's responsibility to recommend improvements in records management practices and programs, under authority of 44 U.S.C. 2904 and 2906. Such disclosure shall be made in accordance with the GSA regulations governing inspection of records for this purpose, and any other relevant (i.e., GSA or Commerce) directive. Such disclosure shall not be used to make determinations about individuals.
8. A record from this system of records may be disclosed, as a routine use, to the public after either publication of the application pursuant to 35 U.S.C. 122(b) or issuance of a patent pursuant to 35 U.S.C. 151. Further, a record may be disclosed, subject to the limitations of 37 CFR 1.14, as a routine use, to the public if the record was filed in an application which became abandoned or in which the proceedings were terminated and which application is referenced by either a published application, an application open to public inspections or an issued patent.
9. A record from this system of records may be disclosed, as a routine use, to a Federal, State, or local law enforcement agency, if the USPTO becomes aware of a violation or potential violation of law or regulation.



## Electronic Acknowledgement Receipt

<b>EFS ID:</b>	19599276
<b>Application Number:</b>	14333134
<b>International Application Number:</b>	
<b>Confirmation Number:</b>	6841
<b>Title of Invention:</b>	BREATHING ASSISTANCE APPARATUS
<b>First Named Inventor/Applicant Name:</b>	Alastair Edwin McAuley
<b>Customer Number:</b>	20995
<b>Filer:</b>	Robert J. Roby/Valerie Jones
<b>Filer Authorized By:</b>	Robert J. Roby
<b>Attorney Docket Number:</b>	FPHCR.112C1
<b>Receipt Date:</b>	16-JUL-2014
<b>Filing Date:</b>	
<b>Time Stamp:</b>	17:11:12
<b>Application Type:</b>	Utility under 35 USC 111(a)

### Payment information:

Submitted with Payment	no
------------------------	----

### File Listing:

Document Number	Document Description	File Name	File Size(Bytes)/ Message Digest	Multi Part /.zip	Pages (if appl.)
1		FPHCR112C1_SPECS.pdf	727072 <small>54a81f8cbd0632acc5f240fc13717b0e89ae4ed8</small>	yes	16

Multipart Description/PDF files in .zip description			
	Document Description	Start	End
	Specification	1	13
	Claims	14	15
	Abstract	16	16

**Warnings:**

**Information:**

2	Drawings-only black and white line drawings	FPHCR112C1_FIGURES.pdf	223291 1c3a8ce969e02eb82df029e36be9b488aa09a5cd	no	10
---	---------------------------------------------	------------------------	----------------------------------------------------	----	----

**Warnings:**

**Information:**

3	Application Data Sheet	FPHCR112C1_ADS.pdf	1561632 d8a917db96e07e0c2da5b52fba5d81add50dc77c	no	7
---	------------------------	--------------------	-----------------------------------------------------	----	---

**Warnings:**

**Information:**

<b>Total Files Size (in bytes):</b>			2511995
-------------------------------------	--	--	---------

**This Acknowledgement Receipt evidences receipt on the noted date by the USPTO of the indicated documents, characterized by the applicant, and including page counts, where applicable. It serves as evidence of receipt similar to a Post Card, as described in MPEP 503.**

**New Applications Under 35 U.S.C. 111**

**If a new application is being filed and the application includes the necessary components for a filing date (see 37 CFR 1.53(b)-(d) and MPEP 506), a Filing Receipt (37 CFR 1.54) will be issued in due course and the date shown on this Acknowledgement Receipt will establish the filing date of the application.**

**National Stage of an International Application under 35 U.S.C. 371**

**If a timely submission to enter the national stage of an international application is compliant with the conditions of 35 U.S.C. 371 and other applicable requirements a Form PCT/DO/EO/903 indicating acceptance of the application as a national stage submission under 35 U.S.C. 371 will be issued in addition to the Filing Receipt, in due course.**

**New International Application Filed with the USPTO as a Receiving Office**

**If a new international application is being filed and the international application includes the necessary components for an international filing date (see PCT Article 11 and MPEP 1810), a Notification of the International Application Number and of the International Filing Date (Form PCT/RO/105) will be issued in due course, subject to prescriptions concerning national security, and the date shown on this Acknowledgement Receipt will establish the international filing date of the application.**