

Electronic Petition Request	TERMINAL DISCLAIMER TO OBIVIATE A DOUBLE PATENTING REJECTION OVER A "PRIOR" PATENT
Application Number	14846226
Filing Date	04-Sep-2015
First Named Inventor	Alastair McAuley
Attorney Docket Number	FPHCR.112C2
Title of Invention	BREATHING ASSISTANCE APPARATUS

- Filing of terminal disclaimer does not obviate requirement for response under 37 CFR 1.111 to outstanding Office Action
- This electronic Terminal Disclaimer is not being used for a Joint Research Agreement.

Owner	Percent Interest
Fisher & Paykel Healthcare Limited	100%

The owner(s) with percent interest listed above in the instant application hereby disclaims, except as provided below, the terminal part of the statutory term of any patent granted on the instant application which would extend beyond the expiration date of the full statutory term of prior patent number(s)

9974914

as the term of said prior patent is presently shortened by any terminal disclaimer. The owner hereby agrees that any patent so granted on the instant application shall be enforceable only for and during such period that it and the prior patent are commonly owned. This agreement runs with any patent granted on the instant application and is binding upon the grantee, its successors or assigns.

In making the above disclaimer, the owner does not disclaim the terminal part of the term of any patent granted on the instant application that would extend to the expiration date of the full statutory term of the prior patent, "as the term of said prior patent is presently shortened by any terminal disclaimer," in the event that said prior patent later:

- expires for failure to pay a maintenance fee;
- is held unenforceable;
- is found invalid by a court of competent jurisdiction;
- is statutorily disclaimed in whole or terminally disclaimed under 37 CFR 1.321;
- has all claims canceled by a reexamination certificate;
- is reissued; or
- is in any manner terminated prior to the expiration of its full statutory term as presently shortened by any terminal disclaimer.

I certify, in accordance with 37 CFR 1.4(d)(4), that the terminal disclaimer fee under 37 CFR 1.20(d) required for this terminal disclaimer has already been paid in the above-identified application.

Applicant claims the following fee status:

- Small Entity
- Micro Entity
- Regular Undiscounted

I hereby declare that all statements made herein of my own knowledge are true and that all statements made on information and belief are believed to be true; and further that these statements were made with the knowledge that willful false statements and the like so made are punishable by fine or imprisonment, or both, under Section 1001 of Title 18 of the United States Code and that such willful false statements may jeopardize the validity of the application or any patent issued thereon.

THIS PORTION MUST BE COMPLETED BY THE SIGNATORY OR SIGNATORIES

I certify, in accordance with 37 CFR 1.4(d)(4) that I am:

- An attorney or agent registered to practice before the Patent and Trademark Office who is of record in this application

Registration Number 42611
- A sole inventor
- A joint inventor; I certify that I am authorized to sign this submission on behalf of all of the inventors as evidenced by the power of attorney in the application
- A joint inventor; all of whom are signing this request

Signature	/Michael Guiliana/
Name	Michael A. Guiliana

*Statement under 37 CFR 3.73(b) is required if terminal disclaimer is signed by the assignee (owner).
Form PTO/SB/96 may be used for making this certification. See MPEP § 324.

Electronic Patent Application Fee Transmittal

Application Number:	14846226			
Filing Date:	04-Sep-2015			
Title of Invention:	BREATHING ASSISTANCE APPARATUS			
First Named Inventor/Applicant Name:	Alastair Edwin McAuley			
Filer:	Michael A. Guiliana/ThuyQuyen Nguyen			
Attorney Docket Number:	FPHCR.112C2			
Filed as Large Entity				
Filing Fees for Utility under 35 USC 111(a)				
Description	Fee Code	Quantity	Amount	Sub-Total in USD(\$)
Basic Filing:				
STATUTORY OR TERMINAL DISCLAIMER	1814	1	160	160
Pages:				
Claims:				
Miscellaneous-Filing:				
Petition:				
Patent-Appeals-and-Interference:				
Post-Allowance-and-Post-Issuance:				

Description	Fee Code	Quantity	Amount	Sub-Total in USD(\$)
Extension-of-Time:				
Miscellaneous:				
Total in USD (\$)				160

Doc Code: DISQ.E.FILE

Document Description: Electronic Terminal Disclaimer – Approved

Application No.: 14846226

Filing Date: 04-Sep-2015

Applicant/Patent under Reexamination: McAuley

Electronic Terminal Disclaimer filed on September 10, 2018

APPROVED

This patent is subject to a terminal disclaimer

DISAPPROVED

Approved/Disapproved by: Electronic Terminal Disclaimer automatically approved by EFS-Web

U.S. Patent and Trademark Office

Electronic Acknowledgement Receipt

EFS ID:	33668743
Application Number:	14846226
International Application Number:	
Confirmation Number:	8898
Title of Invention:	BREATHING ASSISTANCE APPARATUS
First Named Inventor/Applicant Name:	Alastair Edwin McAuley
Customer Number:	20995
Filer:	Michael A. Guiliana/ThuyQuyen Nguyen
Filer Authorized By:	Michael A. Guiliana
Attorney Docket Number:	FPHCR.112C2
Receipt Date:	10-SEP-2018
Filing Date:	04-SEP-2015
Time Stamp:	13:40:51
Application Type:	Utility under 35 USC 111(a)

Payment information:

Submitted with Payment	yes
Payment Type	CARD
Payment was successfully received in RAM	\$160
RAM confirmation Number	091018INTEFSW13404800
Deposit Account	111410
Authorized User	ThuyQuyen Nguyen

The Director of the USPTO is hereby authorized to charge indicated fees and credit any overpayment as follows:

37 CFR 1.16 (National application filing, search, and examination fees)

37 CFR 1.17 (Patent application and reexamination processing fees)

RMD

--	--	--	--	--	--

File Listing:

Document Number	Document Description	File Name	File Size(Bytes)/ Message Digest	Multi Part /.zip	Pages (if appl.)
1	Terminal Disclaimer-Filed (Electronic)	eTerminal-Disclaimer.pdf	33525	no	2
			66ced9eaf8eaf6e03b4bf88d4ad22976d8ca77c58		

Warnings:

Information:

2	Fee Worksheet (SB06)	fee-info.pdf	30394	no	2
			5eed96ab2c414eb3199a48c520183f49f208cad6		

Warnings:

Information:

Total Files Size (in bytes):			63919		
-------------------------------------	--	--	-------	--	--

This Acknowledgement Receipt evidences receipt on the noted date by the USPTO of the indicated documents, characterized by the applicant, and including page counts, where applicable. It serves as evidence of receipt similar to a Post Card, as described in MPEP 503.

New Applications Under 35 U.S.C. 111

If a new application is being filed and the application includes the necessary components for a filing date (see 37 CFR 1.53(b)-(d) and MPEP 506), a Filing Receipt (37 CFR 1.54) will be issued in due course and the date shown on this Acknowledgement Receipt will establish the filing date of the application.

National Stage of an International Application under 35 U.S.C. 371

If a timely submission to enter the national stage of an international application is compliant with the conditions of 35 U.S.C. 371 and other applicable requirements a Form PCT/DO/EO/903 indicating acceptance of the application as a national stage submission under 35 U.S.C. 371 will be issued in addition to the Filing Receipt, in due course.

New International Application Filed with the USPTO as a Receiving Office

If a new international application is being filed and the international application includes the necessary components for an international filing date (see PCT Article 11 and MPEP 1810), a Notification of the International Application Number and of the International Filing Date (Form PCT/RO/105) will be issued in due course, subject to prescriptions concerning national security, and the date shown on this Acknowledgement Receipt will establish the international filing date of the application.



UNITED STATES PATENT AND TRADEMARK OFFICE

UNITED STATES DEPARTMENT OF COMMERCE
United States Patent and Trademark Office
Address: COMMISSIONER FOR PATENTS
P.O. Box 1450
Alexandria, Virginia 22313-1450
www.uspto.gov

Table with 4 columns: APPLICATION NUMBER (14/846,226), PATENT NUMBER (9333315), GROUP ART UNIT (3778), REQUEST ID (67732)

PAIR Correspondence Address/Fee Address Change

The following fields have been changed to Customer Number 10802 on 07/16/2018 via Private PAIR in view of the certification copied below that authorized the change.

- Maintenance Fee Address

The address for Customer Number 10802 is:
10802
Ipan Intellectual Property Associated Network GMBH
Munchener Strasse 14
Munich, D-85540
GERMANY

I certify, in accordance with 37 CFR 1.4(d)(4) that I am:

An attorney or Agent of Record registered to practice before the Patent and Trademark Office who has been given power of attorney in this application

Table with 2 columns: Signature (Robert J. Roby), Name (Robert J. Roby), Registration Number (44304)



UNITED STATES PATENT AND TRADEMARK OFFICE

UNITED STATES DEPARTMENT OF COMMERCE
United States Patent and Trademark Office
Address: COMMISSIONER FOR PATENTS
P.O. Box 1450
Alexandria, Virginia 22313-1450
www.uspto.gov

APPLICATION NO.	ISSUE DATE	PATENT NO.	ATTORNEY DOCKET NO.	CONFIRMATION NO.
14/846,226	05/10/2016	9333315	FPHCR.112C2	8898

20995 7590 04/20/2016
KNOBBE MARTENS OLSON & BEAR LLP
2040 MAIN STREET
FOURTEENTH FLOOR
IRVINE, CA 92614

ISSUE NOTIFICATION

The projected patent number and issue date are specified above.

Determination of Patent Term Adjustment under 35 U.S.C. 154 (b) (application filed on or after May 29, 2000)

The Patent Term Adjustment is 0 day(s). Any patent to issue from the above-identified application will include an indication of the adjustment on the front page.

If a Continued Prosecution Application (CPA) was filed in the above-identified application, the filing date that determines Patent Term Adjustment is the filing date of the most recent CPA.

Applicant will be able to obtain more detailed information by accessing the Patent Application Information Retrieval (PAIR) WEB site (<http://pair.uspto.gov>).

Any questions regarding the Patent Term Extension or Adjustment determination should be directed to the Office of Patent Legal Administration at (571)-272-7702. Questions relating to issue and publication fee payments should be directed to the Application Assistance Unit (AAU) of the Office of Data Management (ODM) at (571)-272-4200.

APPLICANT(s) (Please see PAIR WEB site <http://pair.uspto.gov> for additional applicants):

Alastair Edwin McAuley, Dallas, TX;
Fisher & Paykel Healthcare Limited, Auckland, NEW ZEALAND;
Craig Robert Prentice, Auckland, NEW ZEALAND;
Oliver Gleeson, Auckland, NEW ZEALAND;

The United States represents the largest, most dynamic marketplace in the world and is an unparalleled location for business investment, innovation, and commercialization of new technologies. The USA offers tremendous resources and advantages for those who invest and manufacture goods here. Through SelectUSA, our nation works to encourage and facilitate business investment. To learn more about why the USA is the best country in the world to develop technology, manufacture products, and grow your business, visit SelectUSA.gov.

INFORMATION DISCLOSURE STATEMENT BY APPLICANT	Application No.	Unknown
	Filing Date	Herewith
	First Named Inventor	Alastair Edwin McAuley
	Art Unit	Unknown
<i>(Multiple sheets used when necessary)</i>	Examiner	Unknown
SHEET 2 OF 5	Attorney Docket No.	FPHCR.112C2

U.S. PATENT DOCUMENTS

Examiner Initials	Cite No.	Document Number <i>Number - Kind Code (if known)</i> Example: 1,234,567 B1	Publication Date MM-DD-YYYY	Name	Pages, Columns, Lines Where Relevant Passages or Relevant Figures Appear
	29	5,065,756	11-19-1991	Rapoport	
	30	5,094,236	03-10-1992	Amad Tayebi	
	31	5,113,857	05-19-1992	Dickerman et al.	
	32	5,148,802	09-22-1992	Sanders et al.	
	33	5,245,995	09-21-1993	Sullivan et al.	
	34	5,269,296	12-14-1993	Landis	
	35	5,477,852	12-26-1995	Landis et al.	
	36	5,533,506	07-09-1996	Wood	
	37	5,551,419	09-03-1996	Froehlich et al.	
	38	5,595,174	01-21-19997	Gwaltney	
	39	5,657,752	08-19-1997	Landis et al.	
	40	5,752,510	05-19-1998	Goldstein	
	41	5,921,239	07-13-1999	McCall et al.	
	42	6,017,315	01-25-2000	Starr et al.	
	43	6,298,850	10-09-2001	Argraves	
	44	6,431,172	08-13-2002	Bordewick	
	45	6,435,181	08-20-2002	Jones, Jr. et al.	
	46	6,439,234	08-27-2002	Curti et al.	
	47	6,478,026	11-12-2002	Wood	
	48	6,561,188	08-13-2003	Ellis	
	49	6,561,191	05-13-2003	Kwok	
	50	6,581,594	06-24-2003	Drew, et al.	
	51	6,588,424	07-08-2003	Bardel	
	52	6,637,434	10-28-2003	Noble	
	53	6,644,315	11-11-2003	Ziaee	
	54	6,651,658	11-25-2003	Hill et al.	
	55	6,659,102	12-09-2003	Sico	
	56	6,662,803	12-16-2003	Gradon, et al.	

Change(s) applied
to document,
/J.G./
4/11/2016

ALL REFERENCES CONSIDERED EXCEPT WHERE LINED THROUGH. /A.D./ (12/01/2015)

Examiner Signature	/Annette Dixon/ (12/01/2015)	Date Considered
<p>*Examiner: Initial if reference considered, whether or not citation is in conformance with MPEP 609. Draw line through citation if not in conformance and not considered. Include copy of this form with next communication to applicant.</p>		

T¹ - Place a check mark in this area when an English language Translation is attached.

INFORMATION DISCLOSURE STATEMENT BY APPLICANT	Application No.	Unknown
	Filing Date	Herewith
	First Named Inventor	Alastair Edwin McAuley
	Art Unit	Unknown
<i>(Multiple sheets used when necessary)</i>	Examiner	Unknown
SHEET 3 OF 5	Attorney Docket No.	FPHCR.112C2

U.S. PATENT DOCUMENTS					
Examiner Initials	Cite No.	Document Number <i>Number - Kind Code (if known)</i> Example: 1,234,567 B1	Publication Date MM-DD-YYYY	Name	Pages, Columns, Lines Where Relevant Passages or Relevant Figures Appear
	57	6,679,265	01-20-2004	Strickland et al.	
	58	6,851,425	02-08-2005	Jaffre et al.	
	59	6,892,729	05-17-2005	Smith et al.	
	60	7,004,165	02-28-2006	Salcido	
	61	7,096,864	08-29-2006	Mayer et al.	
	62	7,201,169	04-10-2007	Wilkie et al.	
	63	7,207,333	04-24-2007	Tohara	
	64	7,210,481	05-01-2007	Lovell et al.	
	65	7,353,827	04-08-2008	Geist	
	66	8,042,539	10-25-2011	Chandran, et al.	
	67	8,783,257	07-22-2014	McAuley et al.	
	68	2002/0046755	04-25-2002	Voss	
	69	2002/0053347	05-09-2002	Ziaee	
	70	2002/0059935	05-23-2002	Wood	
	71	2002/0096178	07-25-2002	Ziaee	
	72	2003/0005933	01-09-2003	Izuchukwu	
	73	2003/0079749	05-01-2003	Strickland et al.	
	74	2003/0164170	09-02-2003	Resmed Drew et al.	
	75	2003/0196659	10-23-2003	Gradon, et al.	
	76	2003/0196664	10-23-2003	Jacobson	
	77	2003/0200970	10-30-2003	Stenzler et al.	
	78	2004/0226566	11-18-2004	Gunaratnam et al.	
	79	2005/0011524	01-20-2005	Thomlinson et al.	
	80	2005/0028822	02-10-2005	Sleeper et al.	
	81	2005/0205096	09-22-2005	Matula et al.	
	82	2007/0137653	06-21-2007	Wood	
	83	2012/0125339	05-24-2012	Ho et al.	
	84	D250,047	10-24-1978	Lewis, et al.	

Change(s) applied
to document,
/J.G./
4/11/2016

ALL REFERENCES CONSIDERED EXCEPT WHERE LINED THROUGH. /A.D./ (12/01/2015)

Examiner Signature	/Annette Dixon/ (12/01/2015)	Date Considered
--------------------	------------------------------	-----------------

***Examiner:** Initial if reference considered, whether or not citation is in conformance with MPEP 609. Draw line through citation if not in conformance and not considered. Include copy of this form with next communication to applicant.

T¹ - Place a check mark in this area when an English language Translation is attached.

PART B - FEE(S) TRANSMITTAL

**Complete and send this form, together with applicable fee(s), to: Mail Mail Stop ISSUE FEE
 Commissioner for Patents
 P.O. Box 1450
 Alexandria, Virginia 22313-1450
 or Fax (571)-273-2885**

INSTRUCTIONS: This form should be used for transmitting the ISSUE FEE and PUBLICATION FEE (if required). Blocks 1 through 5 should be completed where appropriate. All further correspondence including the Patent, advance orders and notification of maintenance fees will be mailed to the current correspondence address as indicated unless corrected below or directed otherwise in Block 1, by (a) specifying a new correspondence address; and/or (b) indicating a separate "FEE ADDRESS" for maintenance fee notifications.

CURRENT CORRESPONDENCE ADDRESS (Note: Use Block 1 for any change of address)

20995 7590 04/05/2016
Knobbe Martens Olson & Bear LLP
 2040 MAIN STREET
 FOURTEENTH FLOOR
 IRVINE, CA 92614

Note: A certificate of mailing can only be used for domestic mailings of the Fee(s) Transmittal. This certificate cannot be used for any other accompanying papers. Each additional paper, such as an assignment or formal drawing, must have its own certificate of mailing or transmission.

Certificate of Mailing or Transmission

I hereby certify that this Fee(s) Transmittal is being deposited with the United States Postal Service with sufficient postage for first class mail in an envelope addressed to the Mail Stop ISSUE FEE address above, or being facsimile transmitted to the USPTO (571) 273-2885, on the date indicated below.

(Depositor's name)
(Signature)
(Date)

APPLICATION NO.	FILING DATE	FIRST NAMED INVENTOR	ATTORNEY DOCKET NO.	CONFIRMATION NO.
14/846,226	09/04/2015	Alastair Edwin McAuley	FPHCR.112C2	8898

TITLE OF INVENTION: BREATHING ASSISTANCE APPARATUS

APPLN. TYPE	ENTITY STATUS	ISSUE FEE DUE	PUBLICATION FEE DUE	PREV. PAID ISSUE FEE	TOTAL FEE(S) DUE	DATE DUE
nonprovisional	UNDISCOUNTED	\$960	\$0	\$0	\$960	07/05/2016

EXAMINER	ART UNIT	CLASS-SUBCLASS
DIXON, ANNETTE FREDRICKA	3778	128-207180

1. Change of correspondence address or indication of "Fee Address" (37 CFR 1.363). <input type="checkbox"/> Change of correspondence address (or Change of Correspondence Address form PTO/SB/122) attached. <input type="checkbox"/> "Fee Address" indication (or "Fee Address" Indication form PTO/SB/47; Rev 03-02 or more recent) attached. Use of a Customer Number is required.	2. For printing on the patent front page, list (1) The names of up to 3 registered patent attorneys or agents OR, alternatively, (2) The name of a single firm (having as a member a registered attorney or agent) and the names of up to 2 registered patent attorneys or agents. If no name is listed, no name will be printed.
	1 <u>Knobbe, Martens,</u> 2 <u>Olson & Bear, LLP</u> 3 _____

3. ASSIGNEE NAME AND RESIDENCE DATA TO BE PRINTED ON THE PATENT (print or type)

PLEASE NOTE: Unless an assignee is identified below, no assignee data will appear on the patent. If an assignee is identified below, the document has been filed for recordation as set forth in 37 CFR 3.11. Completion of this form is NOT a substitute for filing an assignment.

(A) NAME OF ASSIGNEE Fisher & Paykel Healthcare Limited	(B) RESIDENCE: (CITY and STATE OR COUNTRY) Auckland, New Zealand
---	--

Please check the appropriate assignee category or categories (will not be printed on the patent) : Individual Corporation or other private group entity Government

4a. The following fee(s) are submitted: <input checked="" type="checkbox"/> Issue Fee <input type="checkbox"/> Publication Fee (No small entity discount permitted) <input type="checkbox"/> Advance Order - # of Copies _____	4b. Payment of Fee(s): (Please first reapply any previously paid issue fee shown above) <input type="checkbox"/> A check is enclosed. <input type="checkbox"/> Payment by credit card. Form PTO-2038 is attached. <input checked="" type="checkbox"/> The director is hereby authorized to charge the required fee(s), any deficiency, or credits any overpayment, to Deposit Account Number <u>11-1410</u> (enclose an extra copy of this form).
---	---

5. **Change in Entity Status** (from status indicated above)

Applicant certifying micro entity status. See 37 CFR 1.29

Applicant asserting small entity status. See 37 CFR 1.27

Applicant changing to regular undiscounted fee status.

NOTE: Absent a valid certification of Micro Entity Status (see forms PTO/SB/15A and 15B), issue fee payment in the micro entity amount will not be accepted at the risk of application abandonment.
 NOTE: If the application was previously under micro entity status, checking this box will be taken to be a notification of loss of entitlement to micro entity status.
 NOTE: Checking this box will be taken to be a notification of loss of entitlement to small or micro entity status, as applicable.

NOTE: This form must be signed in accordance with 37 CFR 1.31 and 1.33. See 37 CFR 1.4 for signature requirements and certifications.

Authorized Signature /Michael Guiliana/ Date April 7, 2016
 Typed or printed name Michael A. Guiliana Registration No. 42,611

Electronic Patent Application Fee Transmittal

Application Number:	14846226
Filing Date:	04-Sep-2015
Title of Invention:	BREATHING ASSISTANCE APPARATUS
First Named Inventor/Applicant Name:	Alastair Edwin McAuley
Filer:	Michael A. Guiliana
Attorney Docket Number:	FPHCR.112C2

Filed as Large Entity

Filing Fees for Utility under 35 USC 111(a)

Description	Fee Code	Quantity	Amount	Sub-Total in USD(\$)
Basic Filing:				
Pages:				
Claims:				
Miscellaneous-Filing:				
Petition:				
Patent-Appeals-and-Interference:				
Post-Allowance-and-Post-Issuance:				
Utility Appl Issue Fee	1501	1	960	960

Description	Fee Code	Quantity	Amount	Sub-Total in USD(\$)
Extension-of-Time:				
Miscellaneous:				
Total in USD (\$)				960

Electronic Acknowledgement Receipt

EFS ID:	25431702
Application Number:	14846226
International Application Number:	
Confirmation Number:	8898
Title of Invention:	BREATHING ASSISTANCE APPARATUS
First Named Inventor/Applicant Name:	Alastair Edwin McAuley
Customer Number:	20995
Filer:	Michael A. Guiliana/Sandra Autry
Filer Authorized By:	Michael A. Guiliana
Attorney Docket Number:	FPHCR.112C2
Receipt Date:	07-APR-2016
Filing Date:	04-SEP-2015
Time Stamp:	18:49:37
Application Type:	Utility under 35 USC 111(a)

Payment information:

Submitted with Payment	yes
Payment Type	Credit Card
Payment was successfully received in RAM	\$960
RAM confirmation Number	5077
Deposit Account	111410
Authorized User	KNOBBE MARTENS OLSON AND BEAR

The Director of the USPTO is hereby authorized to charge indicated fees and credit any overpayment as follows:

Charge any Additional Fees required under 37 CFR 1.16 (National application filing, search, and examination fees)

Charge any Additional Fees required under 37 CFR 1.17 (Patent application and reexamination processing fees)

RMD

--	--	--	--	--	--

File Listing:

Document Number	Document Description	File Name	File Size(Bytes)/ Message Digest	Multi Part /.zip	Pages (if appl.)
1	Issue Fee Payment (PTO-85B)	FPHCR112C2_Issue_Fee_Transmittal.pdf	83140 ef4079c30556f6420514d8030774cb9ada8e bd0c	no	1

Warnings:

Information:

2	Fee Worksheet (SB06)	fee-info.pdf	30258 7ac2e6b6246f6cb31815221eec15538a975 e6481	no	2
---	----------------------	--------------	---	----	---

Warnings:

Information:

Total Files Size (in bytes):			113398		
-------------------------------------	--	--	--------	--	--

This Acknowledgement Receipt evidences receipt on the noted date by the USPTO of the indicated documents, characterized by the applicant, and including page counts, where applicable. It serves as evidence of receipt similar to a Post Card, as described in MPEP 503.

New Applications Under 35 U.S.C. 111

If a new application is being filed and the application includes the necessary components for a filing date (see 37 CFR 1.53(b)-(d) and MPEP 506), a Filing Receipt (37 CFR 1.54) will be issued in due course and the date shown on this Acknowledgement Receipt will establish the filing date of the application.

National Stage of an International Application under 35 U.S.C. 371

If a timely submission to enter the national stage of an international application is compliant with the conditions of 35 U.S.C. 371 and other applicable requirements a Form PCT/DO/EO/903 indicating acceptance of the application as a national stage submission under 35 U.S.C. 371 will be issued in addition to the Filing Receipt, in due course.

New International Application Filed with the USPTO as a Receiving Office

If a new international application is being filed and the international application includes the necessary components for an international filing date (see PCT Article 11 and MPEP 1810), a Notification of the International Application Number and of the International Filing Date (Form PCT/RO/105) will be issued in due course, subject to prescriptions concerning national security, and the date shown on this Acknowledgement Receipt will establish the international filing date of the application.



NOTICE OF ALLOWANCE AND FEE(S) DUE

20995 7590 04/05/2016
KNOBBE MARTENS OLSON & BEAR LLP
2040 MAIN STREET
FOURTEENTH FLOOR
IRVINE, CA 92614

Table with 2 columns: EXAMINER (DIXON, ANNETTE FREDRICKA), ART UNIT (3778), PAPER NUMBER (8898)

DATE MAILED: 04/05/2016

Table with 5 columns: APPLICATION NO. (14/846,226), FILING DATE (09/04/2015), FIRST NAMED INVENTOR (Alastair Edwin McAuley), ATTORNEY DOCKET NO. (FPHCR.112C2), CONFIRMATION NO. (8898)

TITLE OF INVENTION: BREATHING ASSISTANCE APPARATUS

Table with 7 columns: APPLN. TYPE (nonprovisional), ENTITY STATUS (UNDISCOUNTED), ISSUE FEE DUE (\$960), PUBLICATION FEE DUE (\$0), PREV. PAID ISSUE FEE (\$0), TOTAL FEE(S) DUE (\$960), DATE DUE (07/05/2016)

THE APPLICATION IDENTIFIED ABOVE HAS BEEN EXAMINED AND IS ALLOWED FOR ISSUANCE AS A PATENT. PROSECUTION ON THE MERITS IS CLOSED. THIS NOTICE OF ALLOWANCE IS NOT A GRANT OF PATENT RIGHTS. THIS APPLICATION IS SUBJECT TO WITHDRAWAL FROM ISSUE AT THE INITIATIVE OF THE OFFICE OR UPON PETITION BY THE APPLICANT. SEE 37 CFR 1.313 AND MPEP 1308.

THE ISSUE FEE AND PUBLICATION FEE (IF REQUIRED) MUST BE PAID WITHIN THREE MONTHS FROM THE MAILING DATE OF THIS NOTICE OR THIS APPLICATION SHALL BE REGARDED AS ABANDONED. THIS STATUTORY PERIOD CANNOT BE EXTENDED. SEE 35 U.S.C. 151. THE ISSUE FEE DUE INDICATED ABOVE DOES NOT REFLECT A CREDIT FOR ANY PREVIOUSLY PAID ISSUE FEE IN THIS APPLICATION. IF AN ISSUE FEE HAS PREVIOUSLY BEEN PAID IN THIS APPLICATION (AS SHOWN ABOVE), THE RETURN OF PART B OF THIS FORM WILL BE CONSIDERED A REQUEST TO REAPPLY THE PREVIOUSLY PAID ISSUE FEE TOWARD THE ISSUE FEE NOW DUE.

HOW TO REPLY TO THIS NOTICE:

I. Review the ENTITY STATUS shown above. If the ENTITY STATUS is shown as SMALL or MICRO, verify whether entitlement to that entity status still applies.

If the ENTITY STATUS is the same as shown above, pay the TOTAL FEE(S) DUE shown above.

If the ENTITY STATUS is changed from that shown above, on PART B - FEE(S) TRANSMITTAL, complete section number 5 titled "Change in Entity Status (from status indicated above)".

For purposes of this notice, small entity fees are 1/2 the amount of undiscounted fees, and micro entity fees are 1/2 the amount of small entity fees.

II. PART B - FEE(S) TRANSMITTAL, or its equivalent, must be completed and returned to the United States Patent and Trademark Office (USPTO) with your ISSUE FEE and PUBLICATION FEE (if required). If you are charging the fee(s) to your deposit account, section "4b" of Part B - Fee(s) Transmittal should be completed and an extra copy of the form should be submitted. If an equivalent of Part B is filed, a request to reapply a previously paid issue fee must be clearly made, and delays in processing may occur due to the difficulty in recognizing the paper as an equivalent of Part B.

III. All communications regarding this application must give the application number. Please direct all communications prior to issuance to Mail Stop ISSUE FEE unless advised to the contrary.

IMPORTANT REMINDER: Utility patents issuing on applications filed on or after Dec. 12, 1980 may require payment of maintenance fees. It is patentee's responsibility to ensure timely payment of maintenance fees when due.

PART B - FEE(S) TRANSMITTAL

**Complete and send this form, together with applicable fee(s), to: Mail Mail Stop ISSUE FEE
 Commissioner for Patents
 P.O. Box 1450
 Alexandria, Virginia 22313-1450
 or Fax (571)-273-2885**

INSTRUCTIONS: This form should be used for transmitting the ISSUE FEE and PUBLICATION FEE (if required). Blocks 1 through 5 should be completed where appropriate. All further correspondence including the Patent, advance orders and notification of maintenance fees will be mailed to the current correspondence address as indicated unless corrected below or directed otherwise in Block 1, by (a) specifying a new correspondence address; and/or (b) indicating a separate "FEE ADDRESS" for maintenance fee notifications.

Note: A certificate of mailing can only be used for domestic mailings of the Fee(s) Transmittal. This certificate cannot be used for any other accompanying papers. Each additional paper, such as an assignment or formal drawing, must have its own certificate of mailing or transmission.

CURRENT CORRESPONDENCE ADDRESS (Note: Use Block 1 for any change of address)

20995 7590 04/05/2016
KNOBBE MARTENS OLSON & BEAR LLP
 2040 MAIN STREET
 FOURTEENTH FLOOR
 IRVINE, CA 92614

Certificate of Mailing or Transmission

I hereby certify that this Fee(s) Transmittal is being deposited with the United States Postal Service with sufficient postage for first class mail in an envelope addressed to the Mail Stop ISSUE FEE address above, or being facsimile transmitted to the USPTO (571) 273-2885, on the date indicated below.

(Depositor's name)
(Signature)
(Date)

APPLICATION NO.	FILING DATE	FIRST NAMED INVENTOR	ATTORNEY DOCKET NO.	CONFIRMATION NO.
14/846,226	09/04/2015	Alastair Edwin McAuley	FPHCR.112C2	8898

TITLE OF INVENTION: BREATHING ASSISTANCE APPARATUS

APPLN. TYPE	ENTITY STATUS	ISSUE FEE DUE	PUBLICATION FEE DUE	PREV. PAID ISSUE FEE	TOTAL FEE(S) DUE	DATE DUE
nonprovisional	UNDISCOUNTED	\$960	\$0	\$0	\$960	07/05/2016

EXAMINER	ART UNIT	CLASS-SUBCLASS
DIXON, ANNETTE FREDRICKA	3778	128-207180

<p>1. Change of correspondence address or indication of "Fee Address" (37 CFR 1.363).</p> <p><input type="checkbox"/> Change of correspondence address (or Change of Correspondence Address form PTO/SB/122) attached.</p> <p><input type="checkbox"/> "Fee Address" indication (or "Fee Address" Indication form PTO/SB/47; Rev 03-02 or more recent) attached. Use of a Customer Number is required.</p>	<p>2. For printing on the patent front page, list</p> <p>(1) The names of up to 3 registered patent attorneys or agents OR, alternatively, _____ 1</p> <p>(2) The name of a single firm (having as a member a registered attorney or agent) and the names of up to 2 registered patent attorneys or agents. If no name is listed, no name will be printed. _____ 2</p> <p>_____ 3</p>
---	---

3. ASSIGNEE NAME AND RESIDENCE DATA TO BE PRINTED ON THE PATENT (print or type)

PLEASE NOTE: Unless an assignee is identified below, no assignee data will appear on the patent. If an assignee is identified below, the document has been filed for recordation as set forth in 37 CFR 3.11. Completion of this form is NOT a substitute for filing an assignment.

(A) NAME OF ASSIGNEE _____ (B) RESIDENCE: (CITY and STATE OR COUNTRY) _____

Please check the appropriate assignee category or categories (will not be printed on the patent) : Individual Corporation or other private group entity Government

<p>4a. The following fee(s) are submitted:</p> <p><input type="checkbox"/> Issue Fee</p> <p><input type="checkbox"/> Publication Fee (No small entity discount permitted)</p> <p><input type="checkbox"/> Advance Order - # of Copies _____</p>	<p>4b. Payment of Fee(s): (Please first reapply any previously paid issue fee shown above)</p> <p><input type="checkbox"/> A check is enclosed.</p> <p><input type="checkbox"/> Payment by credit card. Form PTO-2038 is attached.</p> <p><input type="checkbox"/> The director is hereby authorized to charge the required fee(s), any deficiency, or credits any overpayment, to Deposit Account Number _____ (enclose an extra copy of this form).</p>
---	--

5. **Change in Entity Status** (from status indicated above)

Applicant certifying micro entity status. See 37 CFR 1.29

Applicant asserting small entity status. See 37 CFR 1.27

Applicant changing to regular undiscounted fee status.

NOTE: Absent a valid certification of Micro Entity Status (see forms PTO/SB/15A and 15B), issue fee payment in the micro entity amount will not be accepted at the risk of application abandonment.

NOTE: If the application was previously under micro entity status, checking this box will be taken to be a notification of loss of entitlement to micro entity status.

NOTE: Checking this box will be taken to be a notification of loss of entitlement to small or micro entity status, as applicable.

NOTE: This form must be signed in accordance with 37 CFR 1.31 and 1.33. See 37 CFR 1.4 for signature requirements and certifications.

Authorized Signature _____ Date _____

Typed or printed name _____ Registration No. _____



UNITED STATES PATENT AND TRADEMARK OFFICE

UNITED STATES DEPARTMENT OF COMMERCE
United States Patent and Trademark Office
Address: COMMISSIONER FOR PATENTS
P.O. Box 1450
Alexandria, Virginia 22313-1450
www.uspto.gov

Table with 5 columns: APPLICATION NO., FILING DATE, FIRST NAMED INVENTOR, ATTORNEY DOCKET NO., CONFIRMATION NO.
14/846,226 09/04/2015 Alastair Edwin McAuley FPHCR.112C2 8898

20995 7590 04/05/2016
KNOBBE MARTENS OLSON & BEAR LLP
2040 MAIN STREET
FOURTEENTH FLOOR
IRVINE, CA 92614

EXAMINER

DIXON, ANNETTE FREDRICKA

ART UNIT PAPER NUMBER

3778

DATE MAILED: 04/05/2016

Determination of Patent Term Adjustment under 35 U.S.C. 154 (b)
(Applications filed on or after May 29, 2000)

The Office has discontinued providing a Patent Term Adjustment (PTA) calculation with the Notice of Allowance.

Section 1(h)(2) of the AIA Technical Corrections Act amended 35 U.S.C. 154(b)(3)(B)(i) to eliminate the requirement that the Office provide a patent term adjustment determination with the notice of allowance. See Revisions to Patent Term Adjustment, 78 Fed. Reg. 19416, 19417 (Apr. 1, 2013). Therefore, the Office is no longer providing an initial patent term adjustment determination with the notice of allowance. The Office will continue to provide a patent term adjustment determination with the Issue Notification Letter that is mailed to applicant approximately three weeks prior to the issue date of the patent, and will include the patent term adjustment on the patent. Any request for reconsideration of the patent term adjustment determination (or reinstatement of patent term adjustment) should follow the process outlined in 37 CFR 1.705.

Any questions regarding the Patent Term Extension or Adjustment determination should be directed to the Office of Patent Legal Administration at (571)-272-7702. Questions relating to issue and publication fee payments should be directed to the Customer Service Center of the Office of Patent Publication at 1-(888)-786-0101 or (571)-272-4200.

OMB Clearance and PRA Burden Statement for PTOL-85 Part B

The Paperwork Reduction Act (PRA) of 1995 requires Federal agencies to obtain Office of Management and Budget approval before requesting most types of information from the public. When OMB approves an agency request to collect information from the public, OMB (i) provides a valid OMB Control Number and expiration date for the agency to display on the instrument that will be used to collect the information and (ii) requires the agency to inform the public about the OMB Control Number's legal significance in accordance with 5 CFR 1320.5(b).

The information collected by PTOL-85 Part B is required by 37 CFR 1.311. The information is required to obtain or retain a benefit by the public which is to file (and by the USPTO to process) an application. Confidentiality is governed by 35 U.S.C. 122 and 37 CFR 1.14. This collection is estimated to take 12 minutes to complete, including gathering, preparing, and submitting the completed application form to the USPTO. Time will vary depending upon the individual case. Any comments on the amount of time you require to complete this form and/or suggestions for reducing this burden, should be sent to the Chief Information Officer, U.S. Patent and Trademark Office, U.S. Department of Commerce, P.O. Box 1450, Alexandria, Virginia 22313-1450. DO NOT SEND FEES OR COMPLETED FORMS TO THIS ADDRESS. SEND TO: Commissioner for Patents, P.O. Box 1450, Alexandria, Virginia 22313-1450. Under the Paperwork Reduction Act of 1995, no persons are required to respond to a collection of information unless it displays a valid OMB control number.

Privacy Act Statement

The Privacy Act of 1974 (P.L. 93-579) requires that you be given certain information in connection with your submission of the attached form related to a patent application or patent. Accordingly, pursuant to the requirements of the Act, please be advised that: (1) the general authority for the collection of this information is 35 U.S.C. 2(b)(2); (2) furnishing of the information solicited is voluntary; and (3) the principal purpose for which the information is used by the U.S. Patent and Trademark Office is to process and/or examine your submission related to a patent application or patent. If you do not furnish the requested information, the U.S. Patent and Trademark Office may not be able to process and/or examine your submission, which may result in termination of proceedings or abandonment of the application or expiration of the patent.

The information provided by you in this form will be subject to the following routine uses:

1. The information on this form will be treated confidentially to the extent allowed under the Freedom of Information Act (5 U.S.C. 552) and the Privacy Act (5 U.S.C. 552a). Records from this system of records may be disclosed to the Department of Justice to determine whether disclosure of these records is required by the Freedom of Information Act.
2. A record from this system of records may be disclosed, as a routine use, in the course of presenting evidence to a court, magistrate, or administrative tribunal, including disclosures to opposing counsel in the course of settlement negotiations.
3. A record in this system of records may be disclosed, as a routine use, to a Member of Congress submitting a request involving an individual, to whom the record pertains, when the individual has requested assistance from the Member with respect to the subject matter of the record.
4. A record in this system of records may be disclosed, as a routine use, to a contractor of the Agency having need for the information in order to perform a contract. Recipients of information shall be required to comply with the requirements of the Privacy Act of 1974, as amended, pursuant to 5 U.S.C. 552a(m).
5. A record related to an International Application filed under the Patent Cooperation Treaty in this system of records may be disclosed, as a routine use, to the International Bureau of the World Intellectual Property Organization, pursuant to the Patent Cooperation Treaty.
6. A record in this system of records may be disclosed, as a routine use, to another federal agency for purposes of National Security review (35 U.S.C. 181) and for review pursuant to the Atomic Energy Act (42 U.S.C. 218(c)).
7. A record from this system of records may be disclosed, as a routine use, to the Administrator, General Services, or his/her designee, during an inspection of records conducted by GSA as part of that agency's responsibility to recommend improvements in records management practices and programs, under authority of 44 U.S.C. 2904 and 2906. Such disclosure shall be made in accordance with the GSA regulations governing inspection of records for this purpose, and any other relevant (i.e., GSA or Commerce) directive. Such disclosure shall not be used to make determinations about individuals.
8. A record from this system of records may be disclosed, as a routine use, to the public after either publication of the application pursuant to 35 U.S.C. 122(b) or issuance of a patent pursuant to 35 U.S.C. 151. Further, a record may be disclosed, subject to the limitations of 37 CFR 1.14, as a routine use, to the public if the record was filed in an application which became abandoned or in which the proceedings were terminated and which application is referenced by either a published application, an application open to public inspection or an issued patent.
9. A record from this system of records may be disclosed, as a routine use, to a Federal, State, or local law enforcement agency, if the USPTO becomes aware of a violation or potential violation of law or regulation.

Notice of Allowability	Application No. 14/846,226	Applicant(s) MCAULEY ET AL.	
	Examiner ANNETTE DIXON	Art Unit 3778	AIA (First Inventor to File) Status No

-- The MAILING DATE of this communication appears on the cover sheet with the correspondence address--

All claims being allowable, PROSECUTION ON THE MERITS IS (OR REMAINS) CLOSED in this application. If not included herewith (or previously mailed), a Notice of Allowance (PTOL-85) or other appropriate communication will be mailed in due course. **THIS NOTICE OF ALLOWABILITY IS NOT A GRANT OF PATENT RIGHTS.** This application is subject to withdrawal from issue at the initiative of the Office or upon petition by the applicant. See 37 CFR 1.313 and MPEP 1308.

1. This communication is responsive to supplemental amendment 3/9/16.
 A declaration(s)/affidavit(s) under **37 CFR 1.130(b)** was/were filed on _____.
2. An election was made by the applicant in response to a restriction requirement set forth during the interview on _____; the restriction requirement and election have been incorporated into this action.
3. The allowed claim(s) is/are 1-19. As a result of the allowed claim(s), you may be eligible to benefit from the **Patent Prosecution Highway** program at a participating intellectual property office for the corresponding application. For more information, please see http://www.uspto.gov/patents/init_events/pph/index.jsp or send an inquiry to PPHfeedback@uspto.gov.
4. Acknowledgment is made of a claim for foreign priority under 35 U.S.C. § 119(a)-(d) or (f).

Certified copies:

- a) All b) Some *c) None of the:
 1. Certified copies of the priority documents have been received.
 2. Certified copies of the priority documents have been received in Application No. 10/598,026.
 3. Copies of the certified copies of the priority documents have been received in this national stage application from the International Bureau (PCT Rule 17.2(a)).

* Certified copies not received: _____.

Applicant has THREE MONTHS FROM THE "MAILING DATE" of this communication to file a reply complying with the requirements noted below. Failure to timely comply will result in ABANDONMENT of this application.

THIS THREE-MONTH PERIOD IS NOT EXTENDABLE.

5. CORRECTED DRAWINGS (as "replacement sheets") must be submitted.
 including changes required by the attached Examiner's Amendment / Comment or in the Office action of Paper No./Mail Date _____.
Identifying indicia such as the application number (see 37 CFR 1.84(c)) should be written on the drawings in the front (not the back) of each sheet. Replacement sheet(s) should be labeled as such in the header according to 37 CFR 1.121(d).
6. DEPOSIT OF and/or INFORMATION about the deposit of BIOLOGICAL MATERIAL must be submitted. Note the attached Examiner's comment regarding REQUIREMENT FOR THE DEPOSIT OF BIOLOGICAL MATERIAL.

Attachment(s)

- | | |
|--|---|
| 1. <input type="checkbox"/> Notice of References Cited (PTO-892) | 5. <input type="checkbox"/> Examiner's Amendment/Comment |
| 2. <input checked="" type="checkbox"/> Information Disclosure Statements (PTO/SB/08),
Paper No./Mail Date <u>3/9/16</u> | 6. <input type="checkbox"/> Examiner's Statement of Reasons for Allowance |
| 3. <input type="checkbox"/> Examiner's Comment Regarding Requirement for Deposit
of Biological Material | 7. <input type="checkbox"/> Other _____. |
| 4. <input type="checkbox"/> Interview Summary (PTO-413),
Paper No./Mail Date _____. | |

/ANNETTE DIXON/
Primary Examiner, Art Unit 3778

INFORMATION DISCLOSURE STATEMENT BY APPLICANT	Application No.	14/846,226
	Filing Date	September 4, 2015
	First Named Inventor	Alastair Edwin McAuley
	Art Unit	3778
<i>(Multiple sheets used when necessary)</i>	Examiner	Annette Fredricka Dixon
SHEET 1 OF 6	Attorney Docket No.	FPHCR.112C2

U.S. PATENT DOCUMENTS					
Examiner Initials	Cite No.	Document Number <i>Number - Kind Code (if known)</i> Example: 1,234,567 B1	Publication Date MM-DD-YYYY	Name	Pages, Columns, Lines Where Relevant Passages or Relevant Figures Appear
	1	2,693,800	11-09-1954	Caldwell	
	2	4,971,051	11-01-1990	Toffolon	
	3	5,042,478	08-27-1991	Kopala et al.	
	4	5,231,979	08-03-1993	Rose et al.	
	5	5,601,078	02-01-1997	Schaller et al.	
	6	5,724,965	03-10-1998	Handke et al.	
	7	5,884,624	03-23-1999	Barnett et al.	
	8	6,019,101	02-01-2000	Cotner et al.	
	9	6,050,260	04-18-2000	Daniell et al.	
	10	6,119,694	09-19-2000	Correa et al.	
	11	6,192,886	02-01-2001	Rudolph	
	12	6,347,631	02-19-2002	Hansen et al.	
	13	6,418,928	07-16-2002	Bordewick et al.	
	14	6,491,034	12-01-2002	Gunaratnam et al.	
	15	6,581,601	06-01-2003	Ziaee	
	16	6,631,718	10-14-2003	Lovell	
	17	6,679,257	01-20-2004	Robertson et al.	
	18	6,907,882	06-21-2005	Ging et al.	
	19	6,951,218	10-04-2005	Gradon et al.	
	20	7,219,669	05-22-2007	Lovell et al.	
	21	7,318,437	01-15-2008	Gunaratnam et al.	
	22	7,896,003	03-01-2011	Matula et al.	
	23	8,443,807	05-21-2013	McAuley et al.	
	24	8,479,741	07-09-2013	McAuley et al.	
	25	2003/0172936	09-18-2003	Wilkie et al.	
	26	2003/196656 A1	10-23-2003	Moore	
	27	2004/0067333	04-08-2004	Amarasinghe	
	28	2004/0211427	10-01-2004	Jones et al.	
	29	2005/0076913	04-14-2005	Ho et al.	

ALL REFERENCES CONSIDERED EXCEPT WHERE LINED THROUGH. /A.D./ (03/29/2016)

Examiner Signature	/Annette Dixon/ (03/29/2016)	Date Considered
--------------------	------------------------------	-----------------

***Examiner:** Initial if reference considered, whether or not citation is in conformance with MPEP 609. Draw line through citation if not in conformance and not considered. Include copy of this form with next communication to applicant.

T¹ - Place a check mark in this area when an English language Translation is attached.

INFORMATION DISCLOSURE STATEMENT BY APPLICANT	Application No.	14/846,226
	Filing Date	September 4, 2015
	First Named Inventor	Alastair Edwin McAuley
	Art Unit	3778
<i>(Multiple sheets used when necessary)</i>	Examiner	Annette Fredricka Dixon
SHEET 2 OF 6	Attorney Docket No.	FPHCR.112C2

U.S. PATENT DOCUMENTS					
Examiner Initials	Cite No.	Document Number <i>Number - Kind Code (if known)</i> Example: 1,234,567 B1	Publication Date MM-DD-YYYY	Name	Pages, Columns, Lines Where Relevant Passages or Relevant Figures Appear
	30	2005/0150497 A1	07-14-2005	Eifler et al	
	31	2005/0235999	10-27-2005	Wood et al.	
	32	2006/0060200	03-01-2006	Ho et al.	
	33	2006/0107958	05-01-2006	Sleeper	
	34	2006/0137690	06-01-2006	Gunaratnam et al.	
	35	2006/0174887	08-01-2006	Chandran et al.	
	36	2006/0196511	09-07-2006	Lau et al.	
	37	2006/0237018	10-26-2006	McAuley et al.	
	38	2007/0089749	04-26-2007	Ho et al.	
	39	2007/0125385	06-07-2007	Ho et al.	
	40	2007/0125387	06-07-2007	Zollinger et al.	
	41	2007/0295335	12-01-2007	Nashed	
	42	2007/163600 A1	07-19-2007	Hoffman	
	43	2008/0041388	02-21-2008	McAuley et al.	
	44	2008/0047560	02-01-2008	Veliss et al.	
	45	2008/0060648	03-13-2008	Thornton et al.	
	46	2008/0060657	03-13-2008	McAuley et al.	
	47	2008/0099024 A1	05-01-2008	Gunaratnam et al.	
	48	2008/0196728 A1	08-21-2008	Ho	
	49	2008/0264422 A1	10-30-2008	Fishman	
	50	2009/0044808	02-19-2009	Guney et al.	
	51	2009/0120442 A1	05-14-2009	Ho	
	52	2010/0307502	12-09-2010	Rummery et al.	
	53	2010/0313891	12-16-2010	Veliss et al.	
	54	2011/0308520	12-22-2011	McAuley et al.	
	55	2012/0132209	05-01-2012	Rummery	
	56	2015/0013678	01-01-2015	McAuley	
	57	2015/0297855	10-22-2015	McAuley et al.	
	58	2016/0038705	02-11-2016	McAuley et al.	

ALL REFERENCES CONSIDERED EXCEPT WHERE LINED THROUGH. /A.D./ (03/29/2016)

Examiner Signature	/Annette Dixon/ (03/29/2016)	Date Considered
--------------------	------------------------------	-----------------

***Examiner:** Initial if reference considered, whether or not citation is in conformance with MPEP 609. Draw line through citation if not in conformance and not considered. Include copy of this form with next communication to applicant.

T¹ - Place a check mark in this area when an English language Translation is attached.

INFORMATION DISCLOSURE STATEMENT BY APPLICANT	Application No.	14/846,226	
	Filing Date	September 4, 2015	
	First Named Inventor	Alastair Edwin McAuley	
	Art Unit	3778	
<i>(Multiple sheets used when necessary)</i>		Examiner	Annette Fredricka Dixon
SHEET 3 OF 6		Attorney Docket No.	FPHCR.112C2

U.S. PATENT DOCUMENTS

Examiner Initials	Cite No.	Document Number <i>Number - Kind Code (if known)</i> Example: 1,234,567 B1	Publication Date MM-DD-YYYY	Name	Pages, Columns, Lines Where Relevant Passages or Relevant Figures Appear
	59	2016/0038706	02-11-2016	McAuley et al.	
	60	2016/0038707	02-11-2016	Allan et al.	

FOREIGN PATENT DOCUMENTS

Examiner Initials	Cite No.	Foreign Patent Document <i>Country Code-Number-Kind Code</i> Example: JP 1234567 A1	Publication Date MM-DD-YYYY	Name	Pages, Columns, Lines Where Relevant Passages or Relevant Figures Appear	T ¹
	61	CN1784250	06/07/2006	Resmed Ltd.		
	62	CN 1988930 A	06/27/2007	Resmed Ltd.		✓ - Abs
	63	CN 1901961 A	01/24/2007	Resmed Ltd.		✓ - Abs
	64	CN 101541380	09/23/2009	RIC Investments LLC		✓ - Abs
	65	CN 101214402	07/09/2008	Resmed Ltd.		✓ - Abs
	66	EP 0747078	12/11/1996	Respiroics, Inc.		
	67	EP 2 130 563 A1	12/09/2009	Resmed Limited		
	68	FR2658725	08/30/1991	Barthou		
	69	FR2749176	12/05/1997	Midi Oxygene		
	70	JP H09-010311	01/14/1997	Respiroics Inc.		✓ - Abs
	71	JP 2005-529687	10/06/2005	MAP Medizin Technologie GmbH		✓ - Abs
	72	JP 2007-516750	06/28/2007	Resmed Ltd.		✓ - Abs
	73	JP 2007-527271	09/27/2007	Viasys Healthcare Inc.		✓ - Abs
	74	WO98/018514	05/07/1998	Sleepnet, Corp.		
	75	WO99/058181	11/18/1999	Goldstein		
	76	WO 99/04842 A1	02/04/1999	Respiroics Georgia Inc		
	77	WO 2000/069497	11/23/2000	Mallinckrodt Inc.		
	78	WO 2000/74758	12/14/2000	Sleep-Net Corporation		
	79	WO 01/97892A1	12/27/2001	Australian Centre for Advanced Medical Technology LTD		
	80	WO 2004/041341	05/21/2004	Resmed Ltd.		
	81	WO 2004/073778	09/02/2004	Resmed Ltd.		
	82	WO 2007/022562 A1	03/01/2007	Compumedics Limited		

ALL REFERENCES CONSIDERED EXCEPT WHERE LINED THROUGH. /A.D./ (03/29/2016)

Examiner Signature	/Annette Dixon/ (03/29/2016)	Date Considered
--------------------	------------------------------	-----------------

***Examiner:** Initial if reference considered, whether or not citation is in conformance with MPEP 609. Draw line through citation if not in conformance and not considered. Include copy of this form with next communication to applicant.

T¹ - Place a check mark in this area when an English language Translation is attached.

INFORMATION DISCLOSURE STATEMENT BY APPLICANT	Application No.	14/846,226
	Filing Date	September 4, 2015
	First Named Inventor	Alastair Edwin McAuley
	Art Unit	3778
<i>(Multiple sheets used when necessary)</i>	Examiner	Annette Fredricka Dixon
SHEET 4 OF 6	Attorney Docket No.	FPHCR.112C2

FOREIGN PATENT DOCUMENTS

Examiner Initials	Cite No.	Foreign Patent Document Country Code-Number-Kind Code Example: JP 1234567 A1	Publication Date MM-DD-YYYY	Name	Pages, Columns, Lines Where Relevant Passages or Relevant Figures Appear	T ¹
	83	WO 2007/041786	04/19/2007	Resmed Ltd.		
	84	WO 2007/147088 A2	12/21/2007	Ric Investments LLC		
	85	WO 2008/007985 A1	01/17/2008	Fisher & Paykel Healthcare Limited		
	86	WO 2008/070929 A1	06/19/2008	Resmed Ltd.		
	87	WO 2008/106716 A1	09/12/2008	Resmed Ltd		
	88	WO2008/148086	12/04/2008	Viasys Mfg Inc.		
	89	WO 2009/059353 A1	05/14/2009	Resmed Ltd.		
	90	WO 2009/052560A1	04/30/2009	Resmed Ltd.		
	91	WO 2009/092057 A1	07/23/2009	Menlo Life, Inc.		
	92	WO 2009/139647 A1	11/19/2009	Fisher & Paykel Healthcare Limited		

NON PATENT LITERATURE DOCUMENTS

Examiner Initials	Cite No.	Include name of the author (in CAPITAL LETTERS), title of the article (when appropriate), title of the item (book, magazine, journal, serial, symposium, catalog, etc.), date, page(s), volume-issue number(s), publisher, city and/or country where published.	T ¹
	93	International Preliminary Report on Patentability (IPRP), International Application No. PCT/NZ2009/000219, mailed April 12, 2011, 9 pages.	
	94	International Search Report, International Application No. PCT/NZ2009/000219, mailed February 2, 2010, 3 pages.	
	95	English Translation of Chinese Examination Report; Application No. 2007800266164; 5 pages.	
	96	English Translation of First Office Action for Chinese Application No. 201210080441.8 dated March 24, 2014, in 4 pages.	
	97	Examination Report; Australian Application No. 2007273324; dated May 22, 2012; 3 pages.	
	98	International Search Report for International Application No. PCT/NZ2007/000185, dated October 31, 2007, in 3 pages.	
	99	Second Chinese Office Action for Chinese Patent Application No. 201210080441.8 dated December 1, 2014 in 11 pages (with English translation).	
	100	Australian Examination Report for Patent Application No. 2012265597 dated December 19, 2013, in 5 pages.	
	101	Canadian Examination Report for Application No. 2655839 dated October 4, 2013, in 2 pages.	

ALL REFERENCES CONSIDERED EXCEPT WHERE LINED THROUGH. /A.D./ (03/29/2016)

Examiner Signature	/Annette Dixon/ (03/29/2016)	Date Considered
--------------------	------------------------------	-----------------

***Examiner:** Initial if reference considered, whether or not citation is in conformance with MPEP 609. Draw line through citation if not in conformance and not considered. Include copy of this form with next communication to applicant.

T¹ - Place a check mark in this area when an English language Translation is attached.

INFORMATION DISCLOSURE STATEMENT BY APPLICANT	Application No.	14/846,226
	Filing Date	September 4, 2015
	First Named Inventor	Alastair Edwin McAuley
	Art Unit	3778
<i>(Multiple sheets used when necessary)</i>	Examiner	Annette Fredricka Dixon
SHEET 5 OF 6	Attorney Docket No.	FPHCR.112C2

NON PATENT LITERATURE DOCUMENTS

Examiner Initials	Cite No.	Include name of the author (in CAPITAL LETTERS), title of the article (when appropriate), title of the item (book, magazine, journal, serial, symposium, catalog, etc.), date, page(s), volume-issue number(s), publisher, city and/or country where published.	T ¹
	102	English Translation of Chinese Examination Report; Chinese Application No. 2007800266164; 5 pages.	
	103	International Search Report; PCT/NZ2009/000072; dated July 28, 2009; 3 pages.	
	104	UK Search and Examination Report; March 14, 2013; Application No. GB1210075.6; 2 pages.	
	105	UK Examination Report; dated May 9, 2013; Application No. GB1119385.1; 4 pages.	
	106	Australian Examination Report; dated March 4, 2014; Application No. 2010246985; 5 pages.	
	107	English Translation of JP Examination Report; dated February 10, 2014; Application No. 2012-510418; 4 pages.	
	108	Chinese Examination Report; dated March 27, 2014; Chinese Application No. 201080028029.0; 16 pages.	
	109	GB Combined Search and Examination Report; dated May 7, 2014; Application No. GB1406402.6; 6 pages.	
	110	GB Combined Search and Examination Report; dated May 7, 2014; Application No. GB1406401.8; 4 pages.	
	111	JP Examination Report, Application No. 2012-538784; 3 pages.	
	112	Australian Examination Report; dated August 14, 2015; Application No. 2015202814; 8 pages.	
	113	Chinese Examination Report; dated July 17, 2015; Application No. 201080061122.1; 10 pages.	
	114	Chinese Examination Report; dated September 14, 2015; Application No. 201080028029.0; 3 pages.	
	115	European Extended Search Report; dated September 4, 2015; Application No. 10830251.4; 7 pages.	
	116	European Extended Search Report; dated September 8, 2015; Application No. 10774623.2; 7 pages.	
	117	Japanese Examination Report; dated July 22, 2015; Application No. 2015-098324; 8 pages.	
	118	Japanese Examination Report; dated August 5, 2015; Application No. 2012-538784; 8 pages.	
	119	Australian Examination Report; dated January 9, 2015; Application No. 2010241390; 4 pages.	
	120	English Translation of Chinese Examination Report; dated September 3, 2014; Application No. 201080061122.1; 9 pages.	

ALL REFERENCES CONSIDERED EXCEPT WHERE LINED THROUGH. /A.D./ (03/29/2016)

Examiner Signature /Annette Dixon/ (03/29/2016)	Date Considered
---	-----------------

***Examiner:** Initial if reference considered, whether or not citation is in conformance with MPEP 609. Draw line through citation if not in conformance and not considered. Include copy of this form with next communication to applicant.

T¹ - Place a check mark in this area when an English language Translation is attached.

INFORMATION DISCLOSURE STATEMENT BY APPLICANT	Application No.	14/846,226
	Filing Date	September 4, 2015
	First Named Inventor	Alastair Edwin McAuley
	Art Unit	3778
<i>(Multiple sheets used when necessary)</i>	Examiner	Annette Fredricka Dixon
SHEET 6 OF 6	Attorney Docket No.	FPHCR.112C2

NON PATENT LITERATURE DOCUMENTS


Examiner Initials	Cite No.	Include name of the author (in CAPITAL LETTERS), title of the article (when appropriate), title of the item (book, magazine, journal, serial, symposium, catalog, etc.), date, page(s), volume-issue number(s), publisher, city and/or country where published.	T ¹
	121	Second Chinese Office Action; dated January 19, 2015; Application No. 201080028029.0; 16 pages.	
	122	EPO Search Report; dated April 2, 2014; Application No. 09819444.2; 8 pages.	

22854407

ALL REFERENCES CONSIDERED EXCEPT WHERE LINED THROUGH. /A.D./ (03/29/2016)

Examiner Signature /Annette Dixon/ (03/29/2016)	Date Considered
* Examiner: Initial if reference considered, whether or not citation is in conformance with MPEP 609. Draw line through citation if not in conformance and not considered. Include copy of this form with next communication to applicant.	


T¹ - Place a check mark in this area when an English language Translation is attached.

Issue Classification 	Application/Control No. 14846226	Applicant(s)/Patent Under Reexamination MCAULEY ET AL.
	Examiner ANNETTE DIXON	Art Unit 3778

CPC						
Symbol					Type	Version
A61M		16		0666	F	2013-01-01
A61M		16		0683	I	2013-01-01
A61M		16		16	I	2013-01-01
A61M		16		0825	I	2014-02-04
A61M		16		0069	I	2014-02-04
A61M		16		109	I	2014-02-04
A61M		16		0875	I	2013-01-01
A61M		16		0616	I	2014-02-04
A61M		16		0816	I	2013-01-01
A61M		2205		0216	A	2013-01-01
A61M		16		0057	I	2013-01-01
A61M		16		08	I	2013-01-01


CPC Combination Sets					
Symbol		Type	Set	Ranking	Version

NONE		Total Claims Allowed:	
(Assistant Examiner)	(Date)	19	
/ANNETTE DIXON/ Primary Examiner.Art Unit 3778	03/29/2016	O.G. Print Claim(s)	O.G. Print Figure
(Primary Examiner)	(Date)	1	2

Issue Classification 	Application/Control No. 14846226	Applicant(s)/Patent Under Reexamination MCAULEY ET AL.
	Examiner ANNETTE DIXON	Art Unit 3778


US ORIGINAL CLASSIFICATION						INTERNATIONAL CLASSIFICATION								
CLASS		SUBCLASS				CLAIMED				NON-CLAIMED				
128		207.18				A	6	1	M	16 / 06 (2006.01.01)				
CROSS REFERENCE(S)														
CLASS	SUBCLASS (ONE SUBCLASS PER BLOCK)													
128	207.13	207.11	206.21	205.25	200.24									
128	204.21	204.18												

NONE		Total Claims Allowed:	
		19	
(Assistant Examiner)	(Date)	O.G. Print Claim(s)	O.G. Print Figure
/ANNETTE DIXON/ Primary Examiner.Art Unit 3778	03/29/2016	1	2
(Primary Examiner)	(Date)		

Issue Classification 	Application/Control No. 14846226	Applicant(s)/Patent Under Reexamination MCAULEY ET AL.
	Examiner ANNETTE DIXON	Art Unit 3778

<input checked="" type="checkbox"/> Claims renumbered in the same order as presented by applicant <input type="checkbox"/> CPA <input type="checkbox"/> T.D. <input type="checkbox"/> R.1.47															
Final	Original	Final	Original	Final	Original	Final	Original	Final	Original	Final	Original	Final	Original	Final	Original
1	1	17	17												
2	2	18	18												
3	3	19	19												
4	4														
5	5														
6	6														
7	7														
8	8														
9	9														
10	10														
11	11														
12	12														
13	13														
14	14														
15	15														
16	16														

NONE		Total Claims Allowed:	
		19	
(Assistant Examiner)	(Date)	O.G. Print Claim(s)	O.G. Print Figure
/ANNETTE DIXON/ Primary Examiner.Art Unit 3778	03/29/2016	1	2
(Primary Examiner)	(Date)		

Search Notes 	Application/Control No. 14846226	Applicant(s)/Patent Under Reexamination MCAULEY ET AL.
	Examiner ANNETTE DIXON	Art Unit 3778

CPC- SEARCHED		
Symbol	Date	Examiner
A61M15/08; A61M16/06; A61M16/0616; A61M16/0633; A61M16/0666; A61M16/0683; A61M16/0825; A61M16/208; A61M2210/0618; A61M2240/00; A62B18/00; A62B18/02; A62B18/08; A62B18/084; A62B35/00	12/1/15	afd
Updated Above Search	3/29/16	afd

CPC COMBINATION SETS - SEARCHED		
Symbol	Date	Examiner

US CLASSIFICATION SEARCHED			
Class	Subclass	Date	Examiner

SEARCH NOTES		
Search Notes	Date	Examiner
Inventor Name Search	12/1/15	afd

INTERFERENCE SEARCH			
US Class/ CPC Symbol	US Subclass / CPC Group	Date	Examiner
SAME AS ABOVE	See search history print out including PG-PUB database search	3/29/16	afd

--	--

EAST Search History

EAST Search History (Prior Art)

Ref #	Hits	Search Query	DBs	Default Operator	Plurals	Time Stamp
L1	3694	((128/207.18) or (128/206.21) or (128/207.13) or (128/206.11) or (128/206.18) or (128/203.22)).CCLS.	US-PGPUB; USPAT; USOCR; EPO; JPO; DERWENT; IBM_TDB	OR	OFF	2016/03/29 21:02
L2	12144	((128/200.24) or (128/200.26) or (128/203.12) or (128/203.15) or (128/203.16) or (128/203.17) or (128/205.25) or (128/206.21)).CCLS.	US-PGPUB; USPAT; USOCR; EPO; JPO; DERWENT; IBM_TDB	OR	OFF	2016/03/29 21:02
L3	3694	((128/207.18) or (128/206.21) or (128/207.13) or (128/206.11) or (128/206.18) or (128/203.22)).CCLS.	US-PGPUB; USPAT; USOCR; EPO; JPO; DERWENT; IBM_TDB	OR	OFF	2016/03/29 21:02
L4	12144	((128/200.24) or (128/200.26) or (128/203.12) or (128/203.15) or (128/203.16) or (128/203.17) or (128/205.25) or (128/206.21)).CCLS.	US-PGPUB; USPAT; USOCR; EPO; JPO; DERWENT; IBM_TDB	OR	OFF	2016/03/29 21:02
L5	3694	((128/207.18) or (128/206.21) or (128/207.13) or (128/206.11) or (128/206.18) or (128/203.22)).CCLS.	US-PGPUB; USPAT; USOCR; EPO; JPO; DERWENT; IBM_TDB	OR	OFF	2016/03/29 21:02
L6	12144	((128/200.24) or (128/200.26) or (128/203.12) or (128/203.15) or (128/203.16) or (128/203.17) or (128/205.25) or (128/206.21)).CCLS.	US-PGPUB; USPAT; USOCR; EPO; JPO; DERWENT; IBM_TDB	OR	OFF	2016/03/29 21:02
L7	3694	((128/207.18) or (128/206.21) or (128/207.13) or (128/206.11) or (128/206.18) or (128/203.22)).CCLS.	US-PGPUB; USPAT; USOCR; EPO; JPO; DERWENT; IBM_TDB	OR	OFF	2016/03/29 21:02
L8	12144	((128/200.24) or (128/200.26) or (128/203.12) or (128/203.15) or (128/203.16) or (128/203.17) or (128/205.25) or (128/206.21)).CCLS.	US-PGPUB; USPAT; USOCR; EPO; JPO; DERWENT; IBM_TDB	OR	OFF	2016/03/29 21:02
L9	78391	(128/200.14; 128/200.22; 128/200.24; 128/200.26; 128/201.12; 128/201.13;	US-PGPUB; USPAT;	OR	ON	2016/03/29 21:02

		128/201.14; 128/201.19; 128/201.22; 128/202.27; 128/203.12; 128/203.15; 128/203.16; 128/203.17; 128/203.22; 128/203.25; 128/203.26; 128/204.12; 128/204.18; 128/204.23; 128/205.24; 128/205.25; 128/205.27; 128/205.28; 128/206.11; 128/206.12; 128/206.13; 128/206.18; 128/206.21; 128/206.22; 128/206.23; 128/206.24; 128/206.26; 128/206.27; 128/206.28; 128/206.29; 128/207.11; 128/207.12; 128/207.13; 128/207.14; 128/207.15; 128/207.16; 128/207.17; 128/207.18; 128/912; 128/DIG.26; 2/454; 285/101; 285/106; 285/11; 285/111; 285/112; 285/113; 285/114; 285/121.7; 285/124.1; 285/124.4; 285/127.1; 285/13; 285/133.21; 285/14; 285/144.1; 285/145.3; 285/146.1; 285/147.1; 285/148.2; 285/15; 285/181; 285/190; 285/223; 285/226; 285/254; 285/261; 285/263; 285/264; 285/265; 285/266; 285/267; 285/269; 285/270; 285/271; 285/276; 285/281; 285/288.11; 285/288.5; 285/288.6; 285/29; 285/299; 285/302; 285/305; 285/312; 285/316; 285/317; 285/321; 285/322; 285/328; 285/330; 285/331; 285/332.2; 285/333; 285/336; 285/343; 285/347; 285/348; 285/349; 285/351; 285/358; 285/359; 285/363; 285/368; 285/370; 285/374; 285/375; 285/383; 285/419; 285/422; 285/423; 285/45; 285/47; 285/55; 285/8; 285/88; 285/904; 285/91; 285/910; 285/914; 285/917; 285/918; 285/919; 285/94; 285/95; 285/98; 600/532; 600/543; 604/94.01; 606/192; D24/110.4; D24/164).ocls.	USOCR; FPRS; EPO; JPO; DERWENT; IBM_TDB			
L10	79851	(A61B5/0205; A61B5/08; A61B5/083; A61B5/0836; A61B5/087; A61B5/097; A61B5/14551; A61B5/4806; A61B5/4818; A61B5/6819; A61J1/1418; A61J11/0005; A61J17/006; A61M1/1698; A61M11/00; A61M11/005; A61M11/06; A61M15/00; A61M15/0033; A61M15/0065; A61M15/0085; A61M15/08; A61M16/00; A61M16/0003; A61M16/0057; A61M16/0066; A61M16/04; A61M16/0465; A61M16/0488; A61M16/049; A61M16/0493; A61M16/0497; A61M16/06; A61M16/0633; A61M16/0666; A61M16/0672; A61M16/0677; A61M16/0683; A61M16/08; A61M16/0816; A61M16/0825; A61M16/085; A61M16/0858; A61M16/0875; A61M16/10; A61M16/1045; A61M16/107; A61M16/1075; A61M16/109; A61M16/12; A61M16/122; A61M16/125; A61M16/14;	US-PGPUB; USPAT; USOCR; DERWENT	OR	ON	2016/03/29 21:02

		<p>A61M16/142; A61M16/16; A61M16/161; A61M16/162; A61M16/18; A61M16/201; A61M16/203; A61M16/208; A61M2001/1006; A61M2016/0021; A61M2016/0024; A61M2016/0039; A61M2016/0611; A61M2016/0616; A61M2016/0633; A61M2016/0638; A61M2016/0825; A61M2016/1025; A61M2016/103; A61M2039/1027; A61M2202/0208; A61M2205/07; A61M2205/071; A61M2205/18; A61M2205/3331; A61M2205/3368; A61M2205/3379; A61M2205/3606; A61M2205/3653; A61M2205/42; A61M2205/50; A61M2205/502; A61M2205/8206; A61M2205/8225; A61M2205/825; A61M2209/08; A61M2210/0625; A61M2210/0662; A61M2230/005; A61M2230/42; A61M2230/43; A61M2230/432; A61M2230/435; A61M2230/50; A61M2240/00; A61M3/0254; A61M3/0258; A61M39/10; A61M39/1011; A61M39/105; A62B17/00; A62B17/04; A62B18/00; A62B18/02; A62B18/08; A62B18/082; A62B18/084; A62B25/005; A62B35/00; A62B9/003; A62B9/04; B64D10/00; B64D2231/025; F16L1/15; F16L1/26; F16L11/133; F16L11/18; F16L11/22; F16L13/02; F16L13/10; F16L15/001; F16L19/02; F16L19/04; F16L2201/30; F16L23/00; F16L23/167; F16L27/04; F16L27/047; F16L27/053; F16L27/06; F16L27/067; F16L27/073; F16L27/0804; F16L27/0824; F16L27/0828; F16L27/0857; F16L27/0861; F16L27/1004; F16L27/12; F16L33/22; F16L37/127; F16L37/23; F16L37/30; F16L37/32; F16L37/34; F16L37/36; F16L37/38; F16L37/40; F16L37/413; F16L37/44; F16L37/56; F16L37/565; F16L39/00; F16L39/005; F16L39/06; F16L41/021; F16L41/04; F16L47/03; F16L47/32; F16L51/025; F16L55/1683; F16L55/17; F16L59/185; F16L59/21; F16L59/22; Y10S128/26; Y10S128/912).cpc.</p>				
L11	78391	<p>(128/200.14; 128/200.22; 128/200.24; 128/200.26; 128/201.12; 128/201.13; 128/201.14; 128/201.19; 128/201.22; 128/202.27; 128/203.12; 128/203.15; 128/203.16; 128/203.17; 128/203.22; 128/203.25; 128/203.26; 128/204.12; 128/204.18; 128/204.23; 128/205.24; 128/205.25; 128/205.27; 128/205.28; 128/206.11; 128/206.12; 128/206.13; 128/206.18; 128/206.21; 128/206.22; 128/206.23; 128/206.24; 128/206.26; 128/206.27; 128/206.28; 128/206.29; 128/207.11; 128/207.12; 128/207.13; 128/207.14; 128/207.15; 128/207.16; 128/207.17; 128/207.18; 128/912;</p>	<p>US-PGPUB; USPAT; USOCR; FPRS; EPO; JPO; DERWENT; IBM_TDB</p>	OR	ON	<p>2016/03/29 21:02</p>

		<p>128/DIG.26; 2/454; 285/101; 285/106; 285/11; 285/111; 285/112; 285/113; 285/114; 285/121.7; 285/124.1; 285/124.4; 285/127.1; 285/13; 285/133.21; 285/14; 285/144.1; 285/145.3; 285/146.1; 285/147.1; 285/148.2; 285/15; 285/181; 285/190; 285/223; 285/226; 285/254; 285/261; 285/263; 285/264; 285/265; 285/266; 285/267; 285/269; 285/270; 285/271; 285/276; 285/281; 285/288.11; 285/288.5; 285/288.6; 285/29; 285/299; 285/302; 285/305; 285/312; 285/316; 285/317; 285/321; 285/322; 285/328; 285/330; 285/331; 285/332.2; 285/333; 285/336; 285/343; 285/347; 285/348; 285/349; 285/351; 285/358; 285/359; 285/363; 285/368; 285/370; 285/374; 285/375; 285/383; 285/419; 285/422; 285/423; 285/45; 285/47; 285/55; 285/8; 285/88; 285/904; 285/91; 285/910; 285/914; 285/917; 285/918; 285/919; 285/94; 285/95; 285/98; 600/532; 600/543; 604/94.01; 606/192; D24/110.4; D24/164).cccls.</p>				
L12	79851	<p>(A61B5/0205; A61B5/08; A61B5/083; A61B5/0836; A61B5/087; A61B5/097; A61B5/14551; A61B5/4806; A61B5/4818; A61B5/6819; A61J1/1418; A61J11/0005; A61J17/006; A61M1/1698; A61M11/00; A61M11/005; A61M11/06; A61M15/00; A61M15/0033; A61M15/0065; A61M15/0085; A61M15/08; A61M16/00; A61M16/0003; A61M16/0057; A61M16/0066; A61M16/04; A61M16/0465; A61M16/0488; A61M16/049; A61M16/0493; A61M16/0497; A61M16/06; A61M16/0633; A61M16/0666; A61M16/0672; A61M16/0677; A61M16/0683; A61M16/08; A61M16/0816; A61M16/0825; A61M16/085; A61M16/0858; A61M16/0875; A61M16/10; A61M16/1045; A61M16/107; A61M16/1075; A61M16/109; A61M16/12; A61M16/122; A61M16/125; A61M16/14; A61M16/142; A61M16/16; A61M16/161; A61M16/162; A61M16/18; A61M16/201; A61M16/203; A61M16/208; A61M2001/1006; A61M2016/0021; A61M2016/0024; A61M2016/0039; A61M2016/0611; A61M2016/0616; A61M2016/0633; A61M2016/0638; A61M2016/0825; A61M2016/1025; A61M2016/103; A61M2039/1027; A61M2202/0208; A61M2205/07; A61M2205/071; A61M2205/18; A61M2205/3331; A61M2205/3368;</p>	US-PGPUB; USPAT; USOCR; DERWENT	OR	ON	2016/03/29 21:02

		A61M2205/3379; A61M2205/3606; A61M2205/3653; A61M2205/42; A61M2205/50; A61M2205/502; A61M2205/8206; A61M2205/8225; A61M2205/825; A61M2209/08; A61M2210/0625; A61M2210/0662; A61M2230/005; A61M2230/42; A61M2230/43; A61M2230/432; A61M2230/435; A61M2230/50; A61M2240/00; A61M3/0254; A61M3/0258; A61M39/10; A61M39/1011; A61M39/105; A62B17/00; A62B17/04; A62B18/00; A62B18/02; A62B18/08; A62B18/082; A62B18/084; A62B25/005; A62B35/00; A62B9/003; A62B9/04; B64D10/00; B64D2231/025; F16L1/15; F16L1/26; F16L11/133; F16L11/18; F16L11/22; F16L13/02; F16L13/10; F16L15/001; F16L19/02; F16L19/04; F16L2201/30; F16L23/00; F16L23/167; F16L27/04; F16L27/047; F16L27/053; F16L27/06; F16L27/067; F16L27/073; F16L27/0804; F16L27/0824; F16L27/0828; F16L27/0857; F16L27/0861; F16L27/1004; F16L27/12; F16L33/22; F16L37/127; F16L37/23; F16L37/30; F16L37/32; F16L37/34; F16L37/36; F16L37/38; F16L37/40; F16L37/413; F16L37/44; F16L37/56; F16L37/565; F16L39/00; F16L39/005; F16L39/06; F16L41/021; F16L41/04; F16L47/03; F16L47/32; F16L51/025; F16L55/1683; F16L55/17; F16L59/185; F16L59/21; F16L59/22; Y10S128/26; Y10S128/912).cpc.				
L13	32895	(A61M15/08; A61M16/06; A61M16/0616; A61M16/0633; A61M16/0666; A61M16/0683; A61M16/0825; A61M16/208; A61M2210/0618; A61M2240/00; A62B18/00; A62B18/02; A62B18/08; A62B18/084; A62B35/00).cpc.	US-PGPUB; USPAT; USOCR; FPRS; EPO; JPO; DERWENT; IBM_TDB	OR	ON	2016/03/29 21:02
L14	131485	(L1 L2 L3 L4 L5 L6 L7 L8 L9 L10 L11 L12 L13)	US-PGPUB; USPAT; USOCR; EPO; JPO; DERWENT; IBM_TDB	OR	ON	2016/03/29 21:02
L15	244	14 and ((headgear harness strap belt) and (lateral laterally) and (nose nostril nasal nare cannulae cannula)).clm.	US-PGPUB; USPAT; USOCR; FPRS; EPO; JPO; DERWENT; IBM_TDB	OR	ON	2016/03/29 21:06
S1	58	("6637434" "20020096178" "6651658" "7201169" "5148802" "5477852" "6679265" "5595174" "6431172" "4753233" "20020053347" "20050011524" "5533506" "5595174" "20050028822" "4367735"	US-PGPUB; USPAT; USOCR; EPO; JPO; DERWENT; IBM_TDB	OR	ON	2011/08/09 14:20

		"5113857" "6298850" "4915105" "5245995" "4782832" "20030005933" "20050205096" "6478026" "6561188" "20040226566" "20050028822" "7207333" "7210481").PN.				
S2	1171	("0007476" "0077540" "0396936" "0428592" "0443191" "0603021" "0701538" "0718785" "0759152" "0812706" "0838434" "0853431" "0855439" "1109318" "1125542" "1155608" "1158780" "1162416" "1176886" "1192186" "1206045" "1221246" "1270404" "1322375" "1362766" "1443820" "1610793" "1632449" "1823094" "20010023640" "20010029954" "20020059935" "20020162558" "20040089303" "2016212" "2057397" "2062325" "2100374" "2122897" "2185997" "2237954" "2241535" "2245969" "2248477" "2254854" "2259817" "2300273" "2335936" "2376871" "2376971" "2408136" "2493326" "2526586" "2540567" "2625155" "2663297" "2672138" "2693178" "2693182" "2693800" "2702089" "2735432" "2751906" "2763263" "2792000" "2818861" "2837090" "2868196" "2902033" "2917045" "2931356" "2931358" "3013556" "3042035" "3117574" "3288138" "3315672" "3330273" "3357428" "3362404" "3481339" "3508543" "3513844" "3516407" "3566862" "3568678" "3584621" "3640282" "3670726" "3683907" "3707151" "3725953" "3731678" "3739774" "3741208" "3747597" "3766924" "3794036" "3799164" "3834383" "3840006" "3850176" "3856051" "3858615" "3861385" "3863630" "3867946" "3874380" "3889671" "3902486" "3903893" "3905335" "3905361" "3961627" "3972327" "4018221" "4036221" "4050466" "4056104" "4062357" "4077404" "4077779" "4090518").PN. OR ("4106505" "4114626" "4151843" "4154235" "4156426" "4167185" "4178937" "4201205" "4210174" "4216769" "4221217" "4226234" "4231363" "4235239" "4239039" "4248229" "4249527" "4249529" "4266540" "4267845" "4270529" "4273124" "4278082" "4284076" "4312359" "4327719" "4334533" "4337767" "4347468" "4354488" "4367735" "4369284" "4406283" "4412537" "4414973" "4417575" "4421113" "4422456" "4430995" "4446576" "4454880" "4458679" "4465067" "4469494" "4477264" "4478215"	US-PGPUB; ORPAT; USOCR	OR	ON	2011/08/09 14:27

"4491459"	"4493614"	"4506666"
"4537190"	"4538606"	"4549542"
"4570631"	"4572323"	"4587967"
"4593688"	"4601465"	"4614186"
"4617637"	"4630614"	"4637386"
"4648397"	"4648398"	"4655213"
"4660555"	"4665570"	"4674134"
"4676241"	"4683869"	"4686974"
"4699139"	"4706664"	"4707863"
"4736741"	"4742824"	"4753233"
"4768235"	"4770169"	"4773411"
"4774946"	"4782832"	"4790308"
"4793343"	"4799477"	"4799526"
"4801308"	"4807617"	"4811730"
"4818320"	"4821736"	"4823788"
"4826510"	"4830008"	"4836200"
"4838257"	"4840169"	"4850346"
"4856118"	"4859217"	"4899740"
"4915103"	"4915104"	"4915105"
"4915106"	"4919128"	"4925464"
"4938212"	"4944310"	"4960121"
"4967742"	"4968329"	"4971051"
"4971609"	"4989271"	"4996983"
"5000173"	"5003631"	"5003633"
"5011474"	"5018519"	"5022900"
"5024219"	"5024220"	"5025805"
"5029572")	PN. OR ("5038772"	
"5042478"	"5046491"	"5062420"
"5065756"	"5074297"	"5074892"
"5087118"	"5093940"	"5105807"
"5109839"	"5112367"	"5113857"
"5114441"	"5117818"	"5121745"
"5127397"	"5134995"	"5137017"
"5138722"	"5139510"	"5146914"
"5148802"	"5161525"	"5181506"
"5188101"	"5199424"	"5222486"
"5226410"	"5243971"	"5245995"
"5265592"	"5265595"	"5267556"
"5268021"	"5269296"	"5271391"
"5284134"	"5299599"	"5305742"
"5331691"	"5333608"	"5334646"
"5335656"	"5335659"	"5343878"
"5349949"	"5365922"	"5366541"
"5372130"	"5375593"	"5385141"
"5390373"	"5394568"	"5396885"
"5398676"	"5400776"	"5400781"
"5413625"	"5417205"	"5425359"
"5429683"	"5437267"	"5438979"
"5477852"	"5485836"	"5485837"
"5490504"	"5495848"	"5507535"
"5509409"	"5511541"	"5513634"
"5513635"	"5517986"	"5522382"
"5526806"	"5533506"	"5535739"
"5540223"	"5560354"	"5568808"
"5570684"	"5592938"	"5593478"
"5595174"	"5617849"	"5626151"
"5636630"	"5645054"	"5645058"
"5647357"	"5657752"	"5660174"
"5662101"	"5665104"	"5682881"
"5687715"	"5704345"	"5704916"
"5706801"	"5715813"	"5724965"
"5727580"	"5730778"	"5740795"
"5740799"	"5746201"	"5752510"
"5752511"	"5775335"	"5794619"

		"5807423" "5814130" "5814131" "5820656" "5827358" "5848591" "5874897" "5884624" "5890490" "5891217" "5893944" "5896857" "5906203").PN. OR ("5912422" "5921239" "5928189" "5931159" "5966745" "5975081" "5988165" "6000395" "6001057" "6006748" "6010317" "6010555" "6012455" "6019101" "6028514" "6029660" "6029665" "6044844" "6050940" "6051050" "6056804" "6068680" "6076520" "6091973" "6098205" "6112746" "6119694" "6123072" "6143056" "6152135" "6152137" "6152991" "6165133" "6176538" "6176897" "6192886" "6196223" "6213955" "6253778" "6263874" "6298850" "6302107" "6346139" "6349724" "6354293" "6379312" "6401487" "6422240" "6431172" "6439234" "6478026" "6484725" "6561193" "6631718" "D156060" "D161337" "D248497" "D285496" "D304384" "D310431" "D333015" "D335322" "D385960" "D398987" "D402755" "D419658" "D421298" "D423096" "D428987" "RE35099" "RE35339" "RE36165").PN. OR ("2002/0053347" "2002/0096178" "2003/0005933" "2004/0226566" "2005/0011524" "2005/0028822" "2005/0205096" "4367735" "4753233" "4782832" "4915105" "5113857" "5148802" "5245995" "5477852" "5533506" "5595174" "6298850" "6431172" "6478026" "6561188" "6637434" "6651658" "6679265" "7201169" "7207333" "7210481").URPN.				
S3	61680	((((nasal nose nare) with (cannula prong)) cannula)	US-PGPUB; USPAT; USOCR	OR	ON	2011/08/09 15:16
S4	4158	((((nasal nose nare) with (cannula prong)) cannula) and "128".clas.	US-PGPUB; USPAT; USOCR	OR	ON	2011/08/09 15:16
S5	2375	((((nasal nose nare) with (cannula prong)) cannula) and "128".clas. and @ad<="20040223"	US-PGPUB; USPAT; USOCR	OR	ON	2011/08/09 15:16
S6	12	("20100252044" "6626177" "6581601" "20070074724" "20030200970" "7578294" "7874293" "20040065330" "5193532" "20050011524" "4915105" "4782832").PN.	US-PGPUB; USPAT; USOCR	OR	ON	2011/08/09 15:41
S7	2453	angled with (prong cannula)	US-PGPUB; USPAT; USOCR; EPO; JPO; DERWENT; IBM_TDB	OR	ON	2011/08/10 09:30
S8	135	S7 and "128".clas.	US-PGPUB;	OR	ON	2011/08/10

			USPAT; USOCR; EPO; JPO; DERWENT; IBM_TDB			09:30
S9	71	S7 and "128".clas. and @ad<="20040223"	US-PGPUB; USPAT; USOCR; EPO; JPO; DERWENT; IBM_TDB	OR	ON	2011/08/10 09:30
S10	38	angled with (prong pillow cannula) with (nose nasal nare)	US-PGPUB; USPAT; USOCR; EPO; JPO; DERWENT; IBM_TDB	OR	ON	2011/08/10 09:31
S11	3	S10 and "128".clas. and @ad<="20040223"	US-PGPUB; USPAT; USOCR; EPO; JPO; DERWENT; IBM_TDB	OR	ON	2011/08/10 09:31
S12	45	offset with (prong pillow cannula) with (nose nasal nare)	US-PGPUB; USPAT; USOCR; EPO; JPO; DERWENT; IBM_TDB	OR	ON	2011/08/10 09:51
S13	2	S12 and "128".clas. and @ad<="20040223"	US-PGPUB; USPAT; USOCR; EPO; JPO; DERWENT; IBM_TDB	OR	ON	2011/08/10 09:51
S14	4863	(prong pillow cannula) with (nose nasal nare)	US-PGPUB; USPAT; USOCR; EPO; JPO; DERWENT; IBM_TDB	OR	ON	2011/08/10 09:54
S15	809	S14 and "128".clas. and @ad<="20040223"	US-PGPUB; USPAT; USOCR; EPO; JPO; DERWENT; IBM_TDB	OR	ON	2011/08/10 09:54
S16	3188	(cannula ((prong pillow cannula) with (nose nasal nare))) same (replacable removable)	US-PGPUB; USPAT; USOCR; EPO; JPO; DERWENT; IBM_TDB	OR	ON	2011/08/10 12:12
S17	150	S16 and "128".clas. and @ad<="20040223"	US-PGPUB; USPAT; USOCR; EPO; JPO; DERWENT; IBM_TDB	OR	ON	2011/08/10 12:12
S18	984	((((prong pillow cannula) with (nose	US-PGPUB;	OR	ON	2011/08/10

		nasal nare))) and (replacable removable interchangeable)	USPAT; USOCR; EPO; JPO; DERWENT; IBM_TDB			12:15
S19	125	S18 and "128". clas. and @ad<="20040223"	US-PGPUB; USPAT; USOCR; EPO; JPO; DERWENT; IBM_TDB	OR	ON	2011/08/10 12:15
S20	4276	((((prong cannula) with (nose nasal nare)))	US-PGPUB; USPAT; USOCR; EPO; JPO; DERWENT; IBM_TDB	OR	ON	2011/08/10 12:17
S21	720	S20 and "128". clas. and @ad<="20040223"	US-PGPUB; USPAT; USOCR; EPO; JPO; DERWENT; IBM_TDB	OR	ON	2011/08/10 12:17
S22	108	("0443191" "0718785" "0838434" "1192186" "1221246" "1270404" "1443820" "1610793" "2100374" "2702089" "2792000" "3731678" "3902486").PN. OR ("4915105").URPN.	US-PGPUB; USPAT; USOCR	OR	ON	2011/08/10 12:27
S23	2252	(mcualey prentice gleeson).in.	US-PGPUB; USPAT; USOCR; EPO; JPO; DERWENT; IBM_TDB	OR	ON	2011/08/10 16:03
S24	18	(mcualey prentice gleeson).in. near (alastair craig oliver)	US-PGPUB; USPAT; USOCR; EPO; JPO; DERWENT; IBM_TDB	OR	ON	2011/08/10 16:03
S25	2	(((((prong cannula) and (nose nasal nare))))).clm. and S24	US-PGPUB; USPAT; USOCR; EPO; JPO; DERWENT; IBM_TDB	OR	ON	2011/08/10 16:04
S26	2312	((((128/207.18) or (128/206.21) or (128/207.13) or (128/206.11) or (128/206.18) or (128/203.22)).CCLS.	US-PGPUB; USPAT; USOCR; EPO; JPO; DERWENT; IBM_TDB	OR	OFF	2011/08/10 16:06
S27	625	(((((prong cannula) and (nose nasal nare)))) and S26	US-PGPUB; USPAT; USOCR; EPO; JPO; DERWENT; IBM_TDB	OR	ON	2011/08/10 16:06
S28	6966	((((128/200.24) or (128/200.26) or	US-PGPUB;	OR	OFF	2011/08/10

		(128/203.12) or (128/203.15) or (128/203.16) or (128/203.17) or (128/205.25) or (128/206.21)).CCLS.	USPAT; USOCR; EPO; JPO; DERWENT; IBM_TDB			16:08
S29	1022	(((((prong cannula) and (nose nasal nare)))) and (S26 S28)	US-PGPUB; USPAT; USOCR; EPO; JPO; DERWENT; IBM_TDB	OR	ON	2011/08/10 16:09
S30	5446	(cannula ((nose nasal nare nostril) with (plug prong pillow))) and "128".clas.	US-PGPUB; USPAT; USOCR; EPO; JPO; DERWENT; IBM_TDB	OR	ON	2013/04/11 14:01
S31	2094	(cannula ((nose nasal nare nostril) with (plug prong pillow))) and "128".clas. and (\$PAP (positive with pressure))	US-PGPUB; USPAT; USOCR; EPO; JPO; DERWENT; IBM_TDB	OR	ON	2013/04/11 14:02
S32	8	tiep.in. and "128".clas.	US-PGPUB; USPAT; USOCR; FPRS; EPO; JPO; DERWENT; IBM_TDB	OR	ON	2013/04/11 14:03
S33	36	("2535938" "2677371" "3794021" "3973564" "4054133" "4106505" "4120300" "4256101").PN. OR ("4535767").URPN.	US-PGPUB; USPAT; USOCR	OR	ON	2013/04/11 14:04
S34	10	(US-20110009763-\$ or US-20080142019-\$ or US-20070175473-\$ or US-20070107737-\$ or US-20050284484-\$ or US-20040134494-\$).did. or (US-8333194-\$ or US-7225807-\$ or US-5477852-\$ or US-5269296-\$).did.	US-PGPUB; USPAT	OR	ON	2013/04/11 14:46
S35	4	S34 and @ad<="20040223"	US-PGPUB; USPAT; USOCR; EPO; JPO; DERWENT; IBM_TDB	OR	ON	2013/04/11 14:46
S36	150	("2793326" "2931358" "3481339" "3516407" "3640282" "3707151" "3766924" "3794036" "3850176" "3856051" "3903893" "4056104" "4090518" "4106505" "4156426" "4178937" "4235239" "4273124" "4422456" "4465067" "4538606" "4709308" "4753233" "4782832" "4818320" "4836200" "4915105" "5042478").PN. OR ("5269296").URPN.	US-PGPUB; USPAT; USOCR	OR	ON	2013/04/11 14:47
S37	218	(wood landis).in. and "128".clas.	US-PGPUB; USPAT; USOCR	OR	ON	2013/04/11 14:53

S38	70	S37 and @ad<="20040223"	US-PGPUB; USPAT; USOCR; EPO; JPO; DERWENT; IBM_TDB	OR	ON	2013/04/11 14:54
S39	2	("6439234").PN.	US-PGPUB; USPAT; USOCR; FPRS; EPO; JPO; DERWENT; IBM_TDB	OR	OFF	2013/04/11 14:56
S40	2	("6478026").PN.	US-PGPUB; USPAT; USOCR; FPRS; EPO; JPO; DERWENT; IBM_TDB	OR	OFF	2013/04/11 14:59
S41	2	("6679265").PN.	US-PGPUB; USPAT; USOCR; FPRS; EPO; JPO; DERWENT; IBM_TDB	OR	OFF	2013/04/11 15:00
S42	2	("20030079749").PN.	US-PGPUB; USPAT; USOCR; FPRS; EPO; JPO; DERWENT; IBM_TDB	OR	OFF	2013/04/12 09:10
S43	0	(humidifer with (\$PAP)) and "128".clas.	US-PGPUB; USPAT; USOCR; FPRS; EPO; JPO; DERWENT; IBM_TDB	OR	ON	2013/04/12 09:31
S44	0	(humidifer same (\$PAP)) and "128".clas.	US-PGPUB; USPAT; USOCR; FPRS; EPO; JPO; DERWENT; IBM_TDB	OR	ON	2013/04/12 09:31
S45	1	(humidifer and (\$PAP)) and "128".clas.	US-PGPUB; USPAT; USOCR; FPRS; EPO; JPO; DERWENT; IBM_TDB	OR	ON	2013/04/12 09:31
S46	0	(humidifer and (\$PAP)) and "128".clas. and @ad<="20040223"	US-PGPUB; USPAT; USOCR; FPRS; EPO; JPO; DERWENT;	OR	ON	2013/04/12 09:31

			IBM_TDB			
S47	14	(humidifer and (\$PAP (positive with pressure) blower fan turbine impeller generator generating compressor pump)) and "128".clas. and @ad<="20040223"	US-PGPUB; USPAT; USOCR; FPRS; EPO; JPO; DERWENT; IBM_TDB	OR	ON	2013/04/12 09:32
S48	0	(option\$ with humidifer with (\$PAP (positive with pressure) blower fan turbine impeller generator generating compressor pump)) and "128".clas. and @ad<="20040223"	US-PGPUB; USPAT; USOCR; FPRS; EPO; JPO; DERWENT; IBM_TDB	OR	ON	2013/04/12 09:32
S49	0	(option\$ same humidifer same (\$PAP (positive with pressure) blower fan turbine impeller generator generating compressor pump)) and "128".clas. and @ad<="20040223"	US-PGPUB; USPAT; USOCR; FPRS; EPO; JPO; DERWENT; IBM_TDB	OR	ON	2013/04/12 09:33
S50	733	((humidify humidifier humidifying) and (\$PAP (positive with pressure) blower fan turbine impeller generator generating compressor pump)) and "128".clas. and @ad<="20040223"	US-PGPUB; USPAT; USOCR; FPRS; EPO; JPO; DERWENT; IBM_TDB	OR	ON	2013/04/12 09:34
S51	11	(option\$ with (humidify humidifier humidifying) with (\$PAP (positive with pressure) blower fan turbine impeller generator generating compressor pump)) and "128".clas. and @ad<="20040223"	US-PGPUB; USPAT; USOCR; FPRS; EPO; JPO; DERWENT; IBM_TDB	OR	ON	2013/04/12 09:34
S52	45	matula.in. and "128".clas.	US-PGPUB; USPAT; USOCR; FPRS; EPO; JPO; DERWENT; IBM_TDB	OR	ON	2013/04/12 09:38
S53	2	S52 and @ad<="20040223"	US-PGPUB; USPAT; USOCR; FPRS; EPO; JPO; DERWENT; IBM_TDB	OR	ON	2013/04/12 09:38
S54	309	(ball with socket) and "128".clas. and @ad<="20040223"	US-PGPUB; USPAT; USOCR; FPRS; EPO; JPO; DERWENT; IBM_TDB	OR	ON	2013/04/12 09:39
S55	109	(ball with socket) and "128".clas. and @ad<="20040223" and (cannula cannulae (nose nasal nare nostril))	US-PGPUB; USPAT; USOCR; FPRS;	OR	ON	2013/04/12 09:40

			EPO; JPO; DERWENT; IBM_TDB			
S56	1267	(oval ellip\$) and "128".clas. and @ad<="20040223" and (cannula cannulae (nose nasal nare nostril))	US-PGPUB; USPAT; USOCR; FPRS; EPO; JPO; DERWENT; IBM_TDB	OR	ON	2013/04/12 09:57
S57	350	"128".clas. and @ad<="20040223" and ((cannula cannulae (nose nasal nare nostril)) same (oval ellip\$))	US-PGPUB; USPAT; USOCR; FPRS; EPO; JPO; DERWENT; IBM_TDB	OR	ON	2013/04/12 09:58
S58	745	"128".clas. and @ad<="20040223" and ((strap headgear harness) with (tube hose))	US-PGPUB; USPAT; USOCR; FPRS; EPO; JPO; DERWENT; IBM_TDB	OR	ON	2013/04/12 10:28
S59	21	(mcuaaley prentice gleeson).in. near (alastair craig oliver)	US-PGPUB; USPAT; USOCR; EPO; JPO; DERWENT; IBM_TDB	OR	ON	2013/04/12 10:59
S60	4	S59 and (aperture hole opening vent).clm.	US-PGPUB; USPAT; USOCR; EPO; JPO; DERWENT; IBM_TDB	OR	ON	2013/04/12 10:59
S61	4	S59 and (aperture hole opening vent).clm. and (cannula cannulae nasal nostril nose nare).clm.	US-PGPUB; USPAT; USOCR; EPO; JPO; DERWENT; IBM_TDB	OR	ON	2013/04/12 11:00
S62	1	S59 and (aperture hole opening vent).clm. and (cannula cannulae nasal nostril nose nare).clm. and flange.clm.	US-PGPUB; USPAT; USOCR; EPO; JPO; DERWENT; IBM_TDB	OR	ON	2013/04/12 11:00
S63	2817	((128/207.18) or (128/206.21) or (128/207.13) or (128/206.11) or (128/206.18) or (128/203.22)).CCLS.	US-PGPUB; USPAT; USOCR; EPO; JPO; DERWENT; IBM_TDB	OR	OFF	2013/09/10 12:49
S64	9019	((128/200.24) or (128/200.26) or (128/203.12) or (128/203.15) or (128/203.16) or (128/203.17) or (128/205.25) or (128/206.21)).CCLS.	US-PGPUB; USPAT; USOCR; EPO; JPO; DERWENT; IBM_TDB	OR	OFF	2013/09/10 12:49

S65	10479	S63 S64	US-PGPUB; USPAT; USOCR; FPRS; EPO; JPO; DERWENT; IBM_TDB	OR	ON	2013/09/10 12:49
S66	2253	(nose nostril nasal nare cannula) and S65 and @ad<="20040223"	US-PGPUB; USPAT; USOCR	OR	ON	2013/09/10 12:49
S67	7697	(nose nostril nasal nare cannula) and "128".clas. and @ad<="20040223"	US-PGPUB; USPAT; USOCR	OR	ON	2013/09/10 13:08
S68	1783	(nose nostril nasal nare cannula) and (ball joint socket) and "128".clas. and @ad<="20040223"	US-PGPUB; USPAT; USOCR	OR	ON	2013/09/10 13:08
S69	1378	S68 not S66	US-PGPUB; USPAT; USOCR	OR	ON	2013/09/10 13:08
S70	4234	(nose nostril nasal nare cannula) and (ball joint socket) and "128".clas.	US-PGPUB; USPAT; USOCR	OR	ON	2013/09/10 13:18
S71	2451	S70 not (S66 S68)	US-PGPUB; USPAT; USOCR	OR	ON	2013/09/10 13:18
S72	48	matula.in. and "128".clas.	US-PGPUB; USPAT; USOCR	OR	ON	2013/09/10 14:08
S73	62	hoffman.in. and "128".clas.	US-PGPUB; USPAT; USOCR	OR	ON	2013/09/10 14:08
S74	247	RI C.as. and "128".clas.	US-PGPUB; USPAT; USOCR	OR	ON	2013/09/10 14:10
S75	2	("2003180088").PN.	US-PGPUB; USPAT; USOCR; FPRS; EPO; JPO; DERWENT; IBM_TDB	OR	OFF	2013/09/10 14:13
S76	2	("20030180088").PN.	US-PGPUB; USPAT; USOCR; FPRS; EPO; JPO; DERWENT; IBM_TDB	OR	OFF	2013/09/10 14:13
S77	9	((("20030180088") or ("1695263") or ("7178525")).PN.	US-PGPUB; USPAT; USOCR; FPRS; EPO; JPO; DERWENT; IBM_TDB	OR	OFF	2013/09/10 14:14
S78	12	((("20030180088") or ("1695263") or ("7178525") or ("20030200970")).PN.	US-PGPUB; USPAT; USOCR; FPRS;	OR	OFF	2013/09/10 14:16

			EPO; JPO; DERWENT; IBM_TDB			
S79	112	((nose nostril nasal nare cannula) with (vent venting)) and S65 and @ad<="20040223"	US-PGPUB; USPAT; USOCR	OR	ON	2013/09/10 14:31
S80	2	((nose nostril nasal nare cannula) with (ball with socket)) and S65 and @ad<="20040223"	US-PGPUB; USPAT; USOCR	OR	ON	2013/09/10 14:34
S81	1	((vent venting) with (ball with socket)) and S65 and @ad<="20040223"	US-PGPUB; USPAT; USOCR	OR	ON	2013/09/10 14:35
S82	2	((vent venting) same (ball with socket)) and S65 and @ad<="20040223"	US-PGPUB; USPAT; USOCR	OR	ON	2013/09/10 14:36
S83	5	ziaee.in. and S65 and @ad<="20040223"	US-PGPUB; USPAT; USOCR	OR	ON	2013/09/10 14:46
S84	1660	((tube conduit hose) with (strap headgear)) and "128".clas.	US-PGPUB; USPAT; USOCR	OR	ON	2013/09/10 16:05
S85	748	((tube conduit hose) with (strap headgear)) and "128".clas. and @ad<="20040223"	US-PGPUB; USPAT; USOCR	OR	ON	2013/09/10 16:05
S86	19794	((tube tubular conduit hose) adj\$3 (strap headgear)) and "128".clas. and @ad<="20040223"	US-PGPUB; USPAT; USOCR	OR	ON	2013/09/10 16:06
S87	21443	((tube tubular conduit hose) near\$3 (strap headgear)) and "128".clas. and @ad<="20040223"	US-PGPUB; USPAT; USOCR	OR	ON	2013/09/10 16:06
S88	20782	((tube conduit hose) near\$3 (strap headgear)) and "128".clas. and @ad<="20040223"	US-PGPUB; USPAT; USOCR	OR	ON	2013/09/10 16:06
S89	20782	((tube conduit hose) near\$3 (strap headgear)) and "128".clas. and @ad<="20040223"	US-PGPUB; USPAT; USOCR	OR	ON	2013/09/10 16:06
S90	18892	((tube conduit hose) adj\$3 (strap headgear)) and "128".clas. and @ad<="20040223"	US-PGPUB; USPAT; USOCR	OR	ON	2013/09/10 16:06
S91	748	((tube conduit hose) with (strap headgear)) and "128".clas. and @ad<="20040223"	US-PGPUB; USPAT; USOCR	OR	ON	2013/09/10 16:06
S92	1	((tube conduit hose) with (strap headgear) with textile) and "128".clas. and @ad<="20040223"	US-PGPUB; USPAT; USOCR	OR	ON	2013/09/10 16:08
S93	574	((tube conduit hose tubular) with (strap headgear)).detd. and "128".clas. and @ad<="20040223"	US-PGPUB; USPAT; USOCR	OR	ON	2013/09/10 16:09
S94	16	((tube conduit hose tubular) with (strap headgear) with (textile fabric)).detd. and "128".clas. and @ad<="20040223"	US-PGPUB; USPAT; USOCR	OR	ON	2013/09/10 16:11
S95	17	((tube conduit hose tubular) with (strap headgear harness) with (textile fabric)).detd. and "128".clas. and @ad<="20040223"	US-PGPUB; USPAT; USOCR	OR	ON	2013/09/10 16:11
S96	622	((tube conduit hose tubular) with (strap	US-PGPUB;	OR	ON	2013/09/10

		headgear harness)).detd. and "128".clas. and @ad<="20040223"	USPAT; USOCR			16:13
S97	605	S96 not S95	US-PGPUB; USPAT; USOCR	OR	ON	2013/09/10 16:13
S98	76	(thickness with (nasal nostril nare nose) with (prong pillow))	US-PGPUB; USPAT; USOCR	OR	ON	2013/09/10 16:30
S99	6	(thickness with (nasal nostril nare nose) with (prong pillow)) and "128".clas. and @ad<="20040223"	US-PGPUB; USPAT; USOCR	OR	ON	2013/09/10 16:30
S100	23	(mcualey prentice gleeson).in. near (alastair craig oliver)	US-PGPUB; USPAT; USOCR; EPO; JPO; DERWENT; IBM_TDB	OR	ON	2013/09/10 16:45
S101	1	S100 and (aperture hole opening vent venting).clm. and (cannula cannulae nasal nostril nose nare).clm. and flange.clm.	US-PGPUB; USPAT; USOCR; EPO; JPO; DERWENT; IBM_TDB	OR	ON	2013/09/10 16:45
S102	1	S100 and (aperture hole opening vent venting leak leaking leakage).clm. and (cannula cannulae nasal nostril nose nare).clm. and flange.clm.	US-PGPUB; USPAT; USOCR; EPO; JPO; DERWENT; IBM_TDB	OR	ON	2013/09/10 16:45
S103	6	S100 and (aperture hole opening vent venting leak leaking leakage).clm. and (cannula cannulae nasal nostril nose nare).clm.	US-PGPUB; USPAT; USOCR; EPO; JPO; DERWENT; IBM_TDB	OR	ON	2013/09/10 16:46
S104	6	S100 and (aperture hole opening vent venting leak leaking leakage).clm. and (cannula cannulae nasal nostril nose nare).clm. and (ball and socket)	US-PGPUB; USPAT; USOCR; EPO; JPO; DERWENT; IBM_TDB	OR	ON	2013/09/10 16:46
S105	2	S100 and (aperture hole opening vent venting leak leaking leakage).clm. and (cannula cannulae nasal nostril nose nare).clm. and (ball and socket).clm.	US-PGPUB; USPAT; USOCR; EPO; JPO; DERWENT; IBM_TDB	OR	ON	2013/09/10 16:46
S106	2202	((ball socket) with (joint connector connection) with (leak leakage leaking))	US-PGPUB; USPAT; USOCR; EPO; JPO; DERWENT; IBM_TDB	OR	ON	2014/02/28 08:48
S107	3083	((128/207.18) or (128/206.21) or (128/207.13) or (128/206.11) or (128/206.18) or (128/203.22)).CCLS.	US-PGPUB; USPAT; USOCR; EPO; JPO; DERWENT; IBM_TDB	OR	OFF	2014/02/28 08:52
S108	9990	((128/200.24) or (128/200.26) or	US-PGPUB;	OR	OFF	2014/02/28

		(128/203.12) or (128/203.15) or (128/203.16) or (128/203.17) or (128/205.25) or (128/206.21)).CCLS.	USPAT; USOCR; EPO; JPO; DERWENT; IBM_TDB			08:52
S109	3083	((128/207.18) or (128/206.21) or (128/207.13) or (128/206.11) or (128/206.18) or (128/203.22)).CCLS.	US-PGPUB; USPAT; USOCR; EPO; JPO; DERWENT; IBM_TDB	OR	OFF	2014/02/28 08:52
S110	9990	((128/200.24) or (128/200.26) or (128/203.12) or (128/203.15) or (128/203.16) or (128/203.17) or (128/205.25) or (128/206.21)).CCLS.	US-PGPUB; USPAT; USOCR; EPO; JPO; DERWENT; IBM_TDB	OR	OFF	2014/02/28 08:52
S111	11515	S109 S110	US-PGPUB; USPAT; USOCR; FPRS; EPO; JPO; DERWENT; IBM_TDB	OR	ON	2014/02/28 08:52
S112	19	((ball socket) with (joint connector connection) with (leak leakage leaking)) and (S107 S108 S111)	US-PGPUB; USPAT; USOCR; EPO; JPO; DERWENT; IBM_TDB	OR	ON	2014/02/28 08:52
S113	11	((ball socket) with (joint connector connection) with (leak leakage leaking) with (channel passage passageway)) and (S107 S108 S111)	US-PGPUB; USPAT; USOCR; EPO; JPO; DERWENT; IBM_TDB	OR	ON	2014/02/28 08:54
S114	11	((ball socket) with (joint connector connection) with (leak leakage leaky leaking) with (channel passage passageway)) and (S107 S108 S111)	US-PGPUB; USPAT; USOCR; EPO; JPO; DERWENT; IBM_TDB	OR	ON	2014/02/28 08:58
S115	210	((ball socket) with (joint connector connection) with (leak leakage leaky leaking) with (channel passage passageway))	US-PGPUB; USPAT; USOCR; EPO; JPO; DERWENT; IBM_TDB	OR	ON	2014/02/28 08:59
S116	19	S115 AND ((A61M16/06 OR A61M16/0683 OR A61M16/08 OR A61M2016/0825 OR A61M2016/0611 OR A61M2016/0616 OR A61M2016/0638 OR A61M2016/0633 OR A61M1/1698 OR A61M2001/1006 OR A61M2205/42 OR A61M3/0258 OR A61M2039/1027 OR A61M2205/8225 OR A61M39/10 OR A61M39/1011 OR A61M39/105 OR A61M3/0254).CPC. OR (128/205.25 OR 128/206.24 OR 128/206.27 OR 128/207.11 OR 128/207.13 OR 128/201.19 OR	US-PGPUB; USPAT; USOCR; EPO; JPO; DERWENT; IBM_TDB	OR	ON	2014/02/28 09:00

		128/206.18 OR 128/206.23 OR 128/206.21 OR 128/204.18 OR 128/207.18 OR 128/200.22 OR 128/201.12 OR 128/201.13 OR 128/201.14 OR 128/205.27 OR 128/205.28 OR 128/206.11 OR 128/206.12 OR 128/206.22 OR 128/207.12 OR 128/207.16 OR 128/912).CCLS.)				
S117	2	S116 and @ad<="20040223"	US-PGPUB; USPAT; USOCR; EPO; JPO; DERWENT; IBM_TDB	OR	ON	2014/02/28 09:00
S118	3777	((ball socket) adj (joint connector connection)) with ((leak leakage leaky leaking) (channel passage passageway))	US-PGPUB; USPAT; USOCR; EPO; JPO; DERWENT; IBM_TDB	OR	ON	2014/02/28 09:10
S119	29	((ball socket) adj (joint connector connection)) with ((leak leakage leaky leaking) with (channel passage passageway))	US-PGPUB; USPAT; USOCR; EPO; JPO; DERWENT; IBM_TDB	OR	ON	2014/02/28 09:13
S120	44	((ball socket) adj (joint connector connection)) with ((leak leakage leaky leaking) same (channel passage passageway))	US-PGPUB; USPAT; USOCR; EPO; JPO; DERWENT; IBM_TDB	OR	ON	2014/02/28 09:13
S121	24	(S119 S120) and @ad<="20040223"	US-PGPUB; USPAT; USOCR; EPO; JPO; DERWENT; IBM_TDB	OR	ON	2014/02/28 09:13
S122	93	((ball socket) with (joint connector connection)) with ((leak leakage leaky leaking) same (channel passage passageway)) and @ad<="20040223"	US-PGPUB; USPAT; USOCR; EPO; JPO; DERWENT; IBM_TDB	OR	ON	2014/02/28 09:23
S123	69	S122 not (S119 S120 S121)	US-PGPUB; USPAT; USOCR; EPO; JPO; DERWENT; IBM_TDB	OR	ON	2014/02/28 09:23
S124	257	((ball socket) with (joint connector connection)) with ((leak leakage leaky leaking) same (channel passage passageway))	US-PGPUB; USPAT; USOCR; EPO; JPO; DERWENT; IBM_TDB	OR	ON	2014/02/28 09:24
S125	83	S124 AND ((A61M16/06 OR A61M16/0683 OR A61M16/08 OR A61M2016/0825 OR A61M2016/0611 OR A61M2016/0616 OR	US-PGPUB; USPAT; USOCR; EPO; JPO;	OR	ON	2014/02/28 09:25

A61M2016/0638 OR A61M2016/0633
OR A61M1/1698 OR A61M2001/1006
OR A61M2205/42 OR A61M3/0258 OR
A61M2039/1027 OR A61M2205/8225
OR A61M39/10 OR A61M39/1011 OR
A61M39/105 OR A61M3/0254 OR
F16L37/23 OR F16L1/15 OR F16L27/04
OR F16L37/413 OR F16L27/047 OR
F16L27/053 OR F16L27/06 OR
F16L37/40 OR F16L11/18 OR
F16L13/02 OR F16L13/10 OR
F16L23/00 OR F16L27/0861 OR
F16L37/30 OR F16L37/32 OR
F16L37/34 OR F16L37/36 OR
F16L41/021 OR F16L59/185 OR
F16L59/21 OR F16L11/133 OR
F16L11/22 OR F16L15/001 OR
F16L19/02 OR F16L19/04 OR F16L1/26
OR F16L2201/30 OR F16L23/167 OR
F16L27/067 OR F16L27/073 OR
F16L27/0804 OR F16L27/0824 OR
F16L27/0828 OR F16L27/0857 OR
F16L27/1004 OR F16L27/12 OR
F16L33/22 OR F16L37/127 OR
F16L37/38 OR F16L37/44 OR
F16L37/56 OR F16L37/565 OR
F16L39/00 OR F16L39/005 OR
F16L39/06 OR F16L41/04 OR
F16L47/03 OR F16L47/32 OR
F16L51/025 OR F16L55/1683 OR
F16L55/17 OR F16L59/22).CPC. OR
(128/205.25 OR 128/206.24 OR
128/206.27 OR 128/207.11 OR
128/207.13 OR 128/201.19 OR
128/206.18 OR 128/206.23 OR
128/206.21 OR 128/204.18 OR
128/207.18 OR 128/200.22 OR
128/201.12 OR 128/201.13 OR
128/201.14 OR 128/205.27 OR
128/205.28 OR 128/206.11 OR
128/206.12 OR 128/206.22 OR
128/207.12 OR 128/207.16 OR
128/912 OR 285/261 OR 285/146.1 OR
285/106 OR 285/190 OR 285/271 OR
285/330 OR 285/332.2 OR 285/333 OR
285/349 OR 285/94 OR 285/101 OR
285/111 OR 285/133.21 OR 285/226
OR 285/265 OR 285/269 OR 285/270
OR 285/276 OR 285/281 OR 285/347
OR 285/351 OR 285/370 OR 285/374
OR 285/45 OR 285/8 OR 285/91 OR
285/918 OR 285/98 OR 285/11 OR
285/112 OR 285/113 OR 285/114 OR
285/121.7 OR 285/124.1 OR 285/124.4
OR 285/127.1 OR 285/13 OR 285/14
OR 285/144.1 OR 285/145.3 OR
285/147.1 OR 285/148.2 OR 285/15
OR 285/181 OR 285/223 OR 285/254
OR 285/263 OR 285/264 OR 285/266
OR 285/267 OR 285/288.11 OR
285/288.5 OR 285/288.6 OR 285/29
OR 285/299 OR 285/302 OR 285/305
OR 285/312 OR 285/316 OR 285/317
OR 285/321 OR 285/322 OR 285/328

DERWENT
IBM_TDB

		OR 285/331 OR 285/336 OR 285/343 OR 285/348 OR 285/358 OR 285/359 OR 285/363 OR 285/368 OR 285/375 OR 285/383 OR 285/419 OR 285/422 OR 285/423 OR 285/47 OR 285/55 OR 285/88 OR 285/904 OR 285/910 OR 285/914 OR 285/917 OR 285/919 OR 285/95).OCLS.)				
S126	93	S124 and @ad<="20040223"	US-PGPUB; USPAT; USOCR; EPO; JPO; DERWENT; IBM_TDB	OR	ON	2014/02/28 09:25
S127	484	((((ball socket) with (joint connector connection)) with ((vent venting vented leak leakage leaky leaking) same (channel passage passageway)))	US-PGPUB; USPAT; USOCR; EPO; JPO; DERWENT; IBM_TDB	OR	ON	2014/02/28 09:26
S128	179	S127 and @ad<="20040223"	US-PGPUB; USPAT; USOCR; EPO; JPO; DERWENT; IBM_TDB	OR	ON	2014/02/28 09:26
S129	86	S128 not (S119 S120 S121 S125 S126)	US-PGPUB; USPAT; USOCR; EPO; JPO; DERWENT; IBM_TDB	OR	ON	2014/02/28 09:27
S130	94	S127 AND ((A61M16/06 OR A61M16/0683 OR A61M16/08 OR A61M2016/0825 OR A61M2016/0611 OR A61M2016/0616 OR A61M2016/0638 OR A61M2016/0633 OR A61M1/1698 OR A61M2001/1006 OR A61M2205/42 OR A61M3/0258 OR A61M2039/1027 OR A61M2205/8225 OR A61M39/10 OR A61M39/1011 OR A61M39/105 OR A61M3/0254 OR F16L37/23 OR F16L1/15 OR F16L27/04 OR F16L37/413 OR F16L27/047 OR F16L27/053 OR F16L27/06 OR F16L37/40 OR F16L11/18 OR F16L13/02 OR F16L13/10 OR F16L23/00 OR F16L27/0861 OR F16L37/30 OR F16L37/32 OR F16L37/34 OR F16L37/36 OR F16L41/021 OR F16L59/185 OR F16L59/21 OR F16L11/133 OR F16L11/22 OR F16L15/001 OR F16L19/02 OR F16L19/04 OR F16L1/26 OR F16L2201/30 OR F16L23/167 OR F16L27/067 OR F16L27/073 OR F16L27/0804 OR F16L27/0824 OR F16L27/0828 OR F16L27/0857 OR F16L27/1004 OR F16L27/12 OR F16L33/22 OR F16L37/127 OR F16L37/38 OR F16L37/44 OR F16L37/56 OR F16L37/565 OR	US-PGPUB; USPAT; USOCR; EPO; JPO; DERWENT; IBM_TDB	OR	ON	2014/02/28 09:38

		F16L39/00 OR F16L39/005 OR F16L39/06 OR F16L41/04 OR F16L47/03 OR F16L47/32 OR F16L51/025 OR F16L55/1683 OR F16L55/17 OR F16L59/22).CPC. OR (128/205.25 OR 128/206.24 OR 128/206.27 OR 128/207.11 OR 128/207.13 OR 128/201.19 OR 128/206.18 OR 128/206.23 OR 128/206.21 OR 128/204.18 OR 128/207.18 OR 128/200.22 OR 128/201.12 OR 128/201.13 OR 128/201.14 OR 128/205.27 OR 128/205.28 OR 128/206.11 OR 128/206.12 OR 128/206.22 OR 128/207.12 OR 128/207.16 OR 128/912 OR 285/261 OR 285/146.1 OR 285/106 OR 285/190 OR 285/271 OR 285/330 OR 285/332.2 OR 285/333 OR 285/349 OR 285/94 OR 285/101 OR 285/111 OR 285/133.21 OR 285/226 OR 285/265 OR 285/269 OR 285/270 OR 285/276 OR 285/281 OR 285/347 OR 285/351 OR 285/370 OR 285/374 OR 285/45 OR 285/8 OR 285/91 OR 285/918 OR 285/98 OR 285/11 OR 285/112 OR 285/113 OR 285/114 OR 285/121.7 OR 285/124.1 OR 285/124.4 OR 285/127.1 OR 285/13 OR 285/14 OR 285/144.1 OR 285/145.3 OR 285/147.1 OR 285/148.2 OR 285/15 OR 285/181 OR 285/223 OR 285/254 OR 285/263 OR 285/264 OR 285/266 OR 285/267 OR 285/288.11 OR 285/288.5 OR 285/288.6 OR 285/29 OR 285/299 OR 285/302 OR 285/305 OR 285/312 OR 285/316 OR 285/317 OR 285/321 OR 285/322 OR 285/328 OR 285/331 OR 285/336 OR 285/343 OR 285/348 OR 285/358 OR 285/359 OR 285/363 OR 285/368 OR 285/375 OR 285/383 OR 285/419 OR 285/422 OR 285/423 OR 285/47 OR 285/55 OR 285/88 OR 285/904 OR 285/910 OR 285/914 OR 285/917 OR 285/919 OR 285/95).OCLS.)				
S131	32	S130 and @ad<="20040223"	US-PGPUB; USPAT; USOCR; EPO; JPO; DERWENT; IBM_TDB	OR	ON	2014/02/28 09:38
S132	12	((((ball socket) with (joint connector connection)) with ((vent venting vented leak leakage leaky leaking) same (channel passage passageway))) and ((A61M2016/0825).CPC.)	US-PGPUB; USPAT; USOCR; EPO; JPO; DERWENT; IBM_TDB	OR	ON	2014/02/28 10:43
S133	45	((((ball socket) and (joint connector connection)) and ((vent venting vented leak leakage leaky leaking) and (channel passage passageway))) and ((A61M2016/0825).CPC.)	US-PGPUB; USPAT; USOCR; EPO; JPO; DERWENT;	OR	ON	2014/02/28 10:43

			IBM_TDB			
S134	3	S133 and @ad<="20040223"	US-PGPUB; USPAT; USOCR; EPO; JPO; DERWENT; IBM_TDB	OR	ON	2014/02/28 10:44
S135	32	("2366067" "3431370" "3548827" "4004586" "4056116" "4084843" "4146254" "4676241" "4686977" "4773680" "4778447").PN. OR ("4875718").URPN.	US-PGPUB; USPAT; USOCR	OR	ON	2014/02/28 10:44
S136	77424	(128/200.14; 128/200.22; 128/200.24; 128/200.26; 128/201.12; 128/201.13; 128/201.14; 128/201.19; 128/201.22; 128/202.27; 128/203.12; 128/203.15; 128/203.16; 128/203.17; 128/203.22; 128/203.25; 128/203.26; 128/204.12; 128/204.18; 128/204.23; 128/205.24; 128/205.25; 128/205.27; 128/205.28; 128/206.11; 128/206.12; 128/206.13; 128/206.18; 128/206.21; 128/206.22; 128/206.23; 128/206.24; 128/206.26; 128/206.27; 128/206.28; 128/206.29; 128/207.11; 128/207.12; 128/207.13; 128/207.14; 128/207.15; 128/207.16; 128/207.17; 128/207.18; 128/912; 128/DIG.26; 2/454; 285/101; 285/106; 285/11; 285/111; 285/112; 285/113; 285/114; 285/121.7; 285/124.1; 285/124.4; 285/127.1; 285/13; 285/133.21; 285/14; 285/144.1; 285/145.3; 285/146.1; 285/147.1; 285/148.2; 285/15; 285/181; 285/190; 285/223; 285/226; 285/254; 285/261; 285/263; 285/264; 285/265; 285/266; 285/267; 285/269; 285/270; 285/271; 285/276; 285/281; 285/288.11; 285/288.5; 285/288.6; 285/29; 285/299; 285/302; 285/305; 285/312; 285/316; 285/317; 285/321; 285/322; 285/328; 285/330; 285/331; 285/332.2; 285/333; 285/336; 285/343; 285/347; 285/348; 285/349; 285/351; 285/358; 285/359; 285/363; 285/368; 285/370; 285/374; 285/375; 285/383; 285/419; 285/422; 285/423; 285/45; 285/47; 285/55; 285/8; 285/88; 285/904; 285/91; 285/910; 285/914; 285/917; 285/918; 285/919; 285/94; 285/95; 285/98; 600/532; 600/543; 604/94.01; 606/192; D24/110.4; D24/164).cccls.	US-PGPUB; USPAT; USOCR; FPRS; EPO; JPO; DERWENT; IBM_TDB	OR	ON	2015/09/14 16:14
S137	35	(US-20040134494-\$ or US- 20050284484-\$ or US-20070107737-\$ or US-20110009763-\$ or US- 20080142019-\$ or US-20070175473-\$ or US-20020092527-\$ or US- 20020059935-\$ or US-20030200970- \$).did. or (US-7225807-\$ or US- 5269296-\$ or US-5477852-\$ or US- 8333194-\$ or US-7059328-\$ or US- 7047974-\$ or US-7000613-\$ or US-	US-PGPUB; USPAT; USOCR; DERWENT	OR	ON	2015/09/14 16:14

		6997177-\$ or US-6994089-\$ or US-6863069-\$ or US-6807967-\$ or US-6595215-\$ or US-4915105-\$ or US-7096864-\$ or US-5921239-\$ or US-5259376-\$ or US-5054482-\$ or US-6986353-\$ or US-6588424-\$ or US-5957132-\$ or US-5941245-\$ or US-5771886-\$ or US-4915106-\$ or US-4437462-\$.did. or (US-2259817-\$.did. or (DE-2209244-\$.did.				
S138	78421	(A61B5/0205; A61B5/08; A61B5/083; A61B5/0836; A61B5/087; A61B5/097; A61B5/14551; A61B5/4806; A61B5/4818; A61B5/6819; A61J1/1418; A61J11/0005; A61J17/006; A61M1/1698; A61M11/00; A61M11/005; A61M11/06; A61M15/00; A61M15/0033; A61M15/0065; A61M15/0085; A61M15/08; A61M16/00; A61M16/0003; A61M16/0057; A61M16/0066; A61M16/04; A61M16/0465; A61M16/0488; A61M16/049; A61M16/0493; A61M16/0497; A61M16/06; A61M16/0633; A61M16/0666; A61M16/0672; A61M16/0677; A61M16/0683; A61M16/08; A61M16/0816; A61M16/0825; A61M16/085; A61M16/0858; A61M16/0875; A61M16/10; A61M16/1045; A61M16/107; A61M16/1075; A61M16/109; A61M16/12; A61M16/122; A61M16/125; A61M16/14; A61M16/142; A61M16/16; A61M16/161; A61M16/162; A61M16/18; A61M16/201; A61M16/203; A61M16/208; A61M2001/1006; A61M2016/0021; A61M2016/0024; A61M2016/0039; A61M2016/0611; A61M2016/0616; A61M2016/0633; A61M2016/0638; A61M2016/0825; A61M2016/1025; A61M2016/103; A61M2039/1027; A61M2202/0208; A61M2205/07; A61M2205/071; A61M2205/18; A61M2205/3331; A61M2205/3368; A61M2205/3379; A61M2205/3606; A61M2205/3653; A61M2205/42; A61M2205/50; A61M2205/502; A61M2205/8206; A61M2205/8225; A61M2205/825; A61M2209/08; A61M2210/0625; A61M2210/0662; A61M2230/005; A61M2230/42; A61M2230/43; A61M2230/432; A61M2230/435; A61M2230/50; A61M2240/00; A61M3/0254; A61M3/0258; A61M39/10; A61M39/1011; A61M39/105; A62B17/00; A62B17/04; A62B18/00; A62B18/02; A62B18/08; A62B18/082; A62B18/084; A62B25/005; A62B35/00; A62B9/003; A62B9/04; B64D10/00;	US-PGPUB; ORPAT; USOCR; DERWENT	OR	ON	2015/09/14 16:15

		B64D2231/025; F16L1/15; F16L1/26; F16L11/133; F16L11/18; F16L11/22; F16L13/02; F16L13/10; F16L15/001; F16L19/02; F16L19/04; F16L2201/30; F16L23/00; F16L23/167; F16L27/04; F16L27/047; F16L27/053; F16L27/06; F16L27/067; F16L27/073; F16L27/0804; F16L27/0824; F16L27/0828; F16L27/0857; F16L27/0861; F16L27/1004; F16L27/12; F16L33/22; F16L37/127; F16L37/23; F16L37/30; F16L37/32; F16L37/34; F16L37/36; F16L37/38; F16L37/40; F16L37/413; F16L37/44; F16L37/56; F16L37/565; F16L39/00; F16L39/005; F16L39/06; F16L41/021; F16L41/04; F16L47/03; F16L47/32; F16L51/025; F16L55/1683; F16L55/17; F16L59/185; F16L59/21; F16L59/22; Y10S128/26; Y10S128/912).cpc.				
S139	1923	(S136 S138) and (swivel\$ (ball with socket) (ball adj joint) (socket adj joint)) and (nose nostril nasal nare cannulae cannula)	US-PGPUB; USPAT; USOCR; FPRS; EPO; JPO; DERWENT; IBM_TDB	OR	ON	2015/09/14 16:17
S140	512	S139 and @ad<="20040223"	US-PGPUB; USPAT; USOCR; EPO; JPO; DERWENT; IBM_TDB	OR	ON	2015/09/14 16:18
S141	1354	("0443191" "0628111" "0718785" "0781516" "0812706" "0835075" "0838434" "1081745" "1125542" "1139177" "1158780" "1176886" "1192186" "1203079" "1206045" "1221246" "1270404" "1288647" "1443820" "1610793" "1632449" "1653572" "1818028" "1835757" "1837591" "1926027" "20020046755" "20020112730" "20020124849" "20030111081" "20030189492" "20040035431" "20050028822" "20050033247" "20050051176" "20050051178" "20050061326" "2056753" "2087042" "2100374" "2123353" "2168705" "2185997" "2241535" "2245969" "2248477" "2254854" "2259817" "2287939" "2317608" "2365779" "2371965" "2376871" "2378468" "2415846" "2438058" "2449548" "2473518" "2477706" "2493326" "2502734" "2578621" "2702089" "2763263" "2792000" "2793326" "2810385" "2820651" "2868199" "2872923" "2931356" "2931358" "2939458" "3013556" "3040741" "3056402" "3066674" "3182659" "3189027" "3193624" "3209755" "3234939" "3238943"	US-PGPUB; USPAT; USOCR	OR	ON	2015/09/14 17:04

"3291127"	"3293659"	"3315674"
"3330273"	"3347566"	"3362420"
"3363833"	"3481339"	"3516407"
"3556122"	"3566862"	"3568678"
"3580051"	"3599636"	"3608574"
"3640282"	"3659612"	"3670726"
"3672384"	"3680556"	"3682171"
"3683907"	"3690317"	"3693624"
"3700000"	"3707151"	"3720235"
"3731678"	"3739774"	"3762407"
"3766924"	"3792702"	"3794036"
"3796216"	"3799164"	"3802431"
"3850168"	"3850171")	PN. OR
("3850176"	"3856051"	"3861385"
"3877425"	"3902486"	"3903893"
"3905361"	"3958275"	"3978854"
"4033353"	"4051205"	"4056104"
"4064882"	"4077404"	"4090518"
"4106505"	"4146034"	"4151843"
"4152017"	"4156426"	"4157090"
"4166467"	"4167185"	"4172455"
"4178937"	"4216769"	"4219020"
"4226234"	"4230097"	"4233972"
"4235229"	"4235239"	"4237080"
"4245632"	"4258710"	"4266540"
"4267845"	"4273124"	"4274406"
"4276877"	"4304229"	"4312359"
"4328797"	"4336798"	"4347205"
"4351328"	"4351331"	"4354488"
"4367735"	"4367816"	"4402316"
"4406283"	"4412537"	"4414973"
"4422456"	"4437462"	"4454881"
"4465065"	"4465067"	"4467799"
"4493614"	"4502480"	"4522639"
"4534344"	"4535767"	"4538606"
"4546491"	"4549542"	"4558710"
"4559939"	"4559941"	"4577375"
"4587967"	"4595003"	"4601465"
"4602644"	"4616646"	"4616647"
"4617637"	"4621632"	"4622964"
"4622965"	"4625721"	"4648394"
"4649912"	"4655213"	"4657010"
"4660555"	"4664108"	"4665570"
"4671271"	"4674492"	"4676236"
"4676241"	"4677975"	"4677977"
"4686977"	"4699139"	"4706664"
"4708446"	"4709308"	"4736740"
"4739755"	"4739757"	"4753233"
"4770169"	"4774941"	"4774944"
"4774946"	"4782832"	"4790308"
"4799477"	"4807617"	"4808160"
"4809692"	"4818320"	"4819629"
"4821713"	"4836200"	"4838258"
"4841953"	"4848334"	"4848366"
"4852565"	"4870959")	PN. OR
("4878491"	"4899740"	"4901356"
"4905683"	"4907584"	"4910806"
"4915105"	"4915106"	"4919128"
"4938210"	"4938212"	"4941469"
"4944310"	"4971051"	"4974586"
"4986269"	"4987895"	"4989596"
"4989599"	"4996983"	"5000173"
"5005568"	"5005571"	"5018519"
"5022900"	"5024220"	"5025805"

"5036846"	"5038772"	"5038776"
"5040530"	"5042473"	"5042478"
"5046200"	"5046491"	"5046512"
"5063922"	"5065756"	"5069205"
"5074297"	"5080094"	"5097424"
"5105807"	"5109839"	"5109840"
"5113854"	"5113857"	"5117818"
"5117819"	"5121745"	"5127397"
"5133347"	"5137017"	"5139510"
"5140980"	"5140982"	"5148802"
"5159938"	"5161525"	"5178138"
"5185005"	"5186165"	"5188101"
"5193534"	"5199421"	"5199424"
"5231983"	"5233978"	"5237986"
"5243971"	"5245995"	"5265592"
"5265595"	"5269296"	"5271391"
"5279286"	"5279289"	"5280784"
"5297544"	"5299599"	"5301689"
"5307793"	"5308337"	"5311862"
"5322057"	"5329939"	"5335656"
"5343878"	"5355893"	"5357951"
"5368020"	"5371804"	"5372130"
"5375593"	"5376593"	"5385141"
"5388571"	"5394568"	"5396885"
"5398676"	"5400776"	"5404871"
"5419318"	"5425359"	"5429126"
"5429683"	"5431156"	"5431158"
"5437267"	"5438979"	"5438981"
"5441046"	"5443061"	"5477852"
"5479920"	"5488948"	"5492116"
"5501214"	"5503147"	"5509404"
"5509409"	"5517986"	"5522382"
"5526806"	"5533506".	PN. OR
("5538000"	"5538001"	"5540223"
"5542128"	"5546936"	"5549103"
"5558084"	"5558089"	"5560354"
"5564415"	"5570682"	"5570689"
"5577496"	"5592938"	"5608647"
"5611334"	"5617849"	"5623923"
"5630412"	"5636630"	"5642730"
"5645049"	"5647355"	"5647357"
"5649532"	"5649533"	"5655520"
"5655527"	"5657493"	"5657752"
"5662101"	"5664566"	"5666946"
"5682881"	"5685296"	"5687715"
"5690102"	"5709204"	"5715814"
"5724965"	"5732695"	"5738094"
"5740799"	"5746201"	"5770886"
"5794619"	"5813423"	"5832918"
"5848592"	"5906203"	"5921239"
"5937851"	"5941245"	"5954049"
"5957132"	"5975077"	"6006748"
"6019101"	"6039045"	"6070580"
"6112746"	"6119693"	"6135109"
"6192886"	"6298850"	"6328031"
"6328038"	"6332462"	"6397841"
"6435180"	"6439234"	"6443155"
"6478026"	"6505624"	"6561188"
"6561193"	"6571798"	"6595215"
"6637434"	"6655385"	"6679265"
"6684883"	"6766800"	"6768800"
"6807966"	"6807967"	"D188084"
"D231803"	"D250131"	"D262322"
"D293613"	"D304384"	"D310431"

		"D322318" "D323908" "D333015" "D334633" "D362061" "D377089" "H000397" "RE35339").PN. OR ("2002/0059935" "2002/0092527" "2003/0200970" "2004/0094157" "2004/0134494" "2005/0284484" "2007/0107737" "2007/0175473" "2008/0142019" "2011/0009763" "2259817" "4437462" "4915105" "4915106" "5054482" "5259376" "5269296" "5477852" "5771886" "5921239" "5941245" "5957132" "6192886" "6561190" "6561191" "6581594" "6588424" "6986353" "7000613" "7047974" "7059328" "7096864").URPN.				
S142	630	S141 and @ad<="20040223"	US-PGPUB; USPAT; USOCR; EPO; JPO; DERWENT; IBM_TDB	OR	ON	2015/09/14 17:04
S143	522	S142 not S140	US-PGPUB; USPAT; USOCR; EPO; JPO; DERWENT; IBM_TDB	OR	ON	2015/09/14 17:04
S144	1	(US-6192886-\$).did.	USPAT	OR	ON	2015/09/15 10:19
S145	0	S144 and (elbow with plastic)	US-PGPUB; USPAT; USOCR; FPRS; EPO; JPO; DERWENT; IBM_TDB	OR	ON	2015/09/15 10:19
S146	0	S144 and (elbow same plastic)	US-PGPUB; USPAT; USOCR; FPRS; EPO; JPO; DERWENT; IBM_TDB	OR	ON	2015/09/15 10:19
S147	0	S144 and (elbow same material)	US-PGPUB; USPAT; USOCR; FPRS; EPO; JPO; DERWENT; IBM_TDB	OR	ON	2015/09/15 10:19
S148	77426	(128/200.14; 128/200.22; 128/200.24; 128/200.26; 128/201.12; 128/201.13; 128/201.14; 128/201.19; 128/201.22; 128/202.27; 128/203.12; 128/203.15; 128/203.16; 128/203.17; 128/203.22; 128/203.25; 128/203.26; 128/204.12; 128/204.18; 128/204.23; 128/205.24; 128/205.25; 128/205.27; 128/205.28; 128/206.11; 128/206.12; 128/206.13; 128/206.18; 128/206.21; 128/206.22; 128/206.23; 128/206.24; 128/206.26;	US-PGPUB; USPAT; USOCR; FPRS; EPO; JPO; DERWENT; IBM_TDB	OR	ON	2015/09/15 11:15

		<p>128/206.27; 128/206.28; 128/206.29; 128/207.11; 128/207.12; 128/207.13; 128/207.14; 128/207.15; 128/207.16; 128/207.17; 128/207.18; 128/912; 128/DIG.26; 2/454; 285/101; 285/106; 285/11; 285/111; 285/112; 285/113; 285/114; 285/121.7; 285/124.1; 285/124.4; 285/127.1; 285/13; 285/133.21; 285/14; 285/144.1; 285/145.3; 285/146.1; 285/147.1; 285/148.2; 285/15; 285/181; 285/190; 285/223; 285/226; 285/254; 285/261; 285/263; 285/264; 285/265; 285/266; 285/267; 285/269; 285/270; 285/271; 285/276; 285/281; 285/288.11; 285/288.5; 285/288.6; 285/29; 285/299; 285/302; 285/305; 285/312; 285/316; 285/317; 285/321; 285/322; 285/328; 285/330; 285/331; 285/332.2; 285/333; 285/336; 285/343; 285/347; 285/348; 285/349; 285/351; 285/358; 285/359; 285/363; 285/368; 285/370; 285/374; 285/375; 285/383; 285/419; 285/422; 285/423; 285/45; 285/47; 285/55; 285/8; 285/88; 285/904; 285/91; 285/910; 285/914; 285/917; 285/918; 285/919; 285/94; 285/95; 285/98; 600/532; 600/543; 604/94.01; 606/192; D24/110.4; D24/164).ocls.</p>				
S149	78471	<p>(A61B5/0205; A61B5/08; A61B5/083; A61B5/0836; A61B5/087; A61B5/097; A61B5/14551; A61B5/4806; A61B5/4818; A61B5/6819; A61J1/1418; A61J11/0005; A61J17/006; A61M1/1698; A61M11/00; A61M11/005; A61M11/06; A61M15/00; A61M15/0033; A61M15/0065; A61M15/0085; A61M15/08; A61M16/00; A61M16/0003; A61M16/0057; A61M16/0066; A61M16/04; A61M16/0465; A61M16/0488; A61M16/049; A61M16/0493; A61M16/0497; A61M16/06; A61M16/0633; A61M16/0666; A61M16/0672; A61M16/0677; A61M16/0683; A61M16/08; A61M16/0816; A61M16/0825; A61M16/085; A61M16/0858; A61M16/0875; A61M16/10; A61M16/1045; A61M16/107; A61M16/1075; A61M16/109; A61M16/12; A61M16/122; A61M16/125; A61M16/14; A61M16/142; A61M16/16; A61M16/161; A61M16/162; A61M16/18; A61M16/201; A61M16/203; A61M16/208; A61M2001/1006; A61M2016/0021; A61M2016/0024; A61M2016/0039; A61M2016/0611; A61M2016/0616; A61M2016/0633; A61M2016/0638; A61M2016/0825; A61M2016/1025;</p>	US-PGPUB; USPAT; USOCR; DERWENT	OR	ON	2015/09/15 11:15

		<p>A61M2016/103; A61M2039/1027; A61M2202/0208; A61M2205/07; A61M2205/071; A61M2205/18; A61M2205/3331; A61M2205/3368; A61M2205/3379; A61M2205/3606; A61M2205/3653; A61M2205/42; A61M2205/50; A61M2205/502; A61M2205/8206; A61M2205/8225; A61M2205/825; A61M2209/08; A61M2210/0625; A61M2210/0662; A61M2230/005; A61M2230/42; A61M2230/43; A61M2230/432; A61M2230/435; A61M2230/50; A61M2240/00; A61M3/0254; A61M3/0258; A61M39/10; A61M39/1011; A61M39/105; A62B17/00; A62B17/04; A62B18/00; A62B18/02; A62B18/08; A62B18/082; A62B18/084; A62B25/005; A62B35/00; A62B9/003; A62B9/04; B64D10/00; B64D2231/025; F16L1/15; F16L1/26; F16L11/133; F16L11/18; F16L11/22; F16L13/02; F16L13/10; F16L15/001; F16L19/02; F16L19/04; F16L2201/30; F16L23/00; F16L23/167; F16L27/04; F16L27/047; F16L27/053; F16L27/06; F16L27/067; F16L27/073; F16L27/0804; F16L27/0824; F16L27/0828; F16L27/0857; F16L27/0861; F16L27/1004; F16L27/12; F16L33/22; F16L37/127; F16L37/23; F16L37/30; F16L37/32; F16L37/34; F16L37/36; F16L37/38; F16L37/40; F16L37/413; F16L37/44; F16L37/56; F16L37/565; F16L39/00; F16L39/005; F16L39/06; F16L41/021; F16L41/04; F16L47/03; F16L47/32; F16L51/025; F16L55/1683; F16L55/17; F16L59/185; F16L59/21; F16L59/22; Y10S128/26; Y10S128/912).cpc.</p>				
S150	1925	(S148 S149) and (swivel\$ (ball with socket) (ball adj joint) (socket adj joint)) and (nose nostril nasal nare cannulae cannula)	US-PGPUB; USPAT; USOCR; FPRS; EPO; JPO; DERWENT; IBM_TDB	OR	ON	2015/09/15 11:15
S151	1821	S150 and @ad<="20150702"	US-PGPUB; USPAT; USOCR; EPO; JPO; DERWENT; IBM_TDB	OR	ON	2015/09/15 11:15
S152	512	S150 and @ad<="20040223"	US-PGPUB; USPAT; USOCR; EPO; JPO; DERWENT; IBM_TDB	OR	ON	2015/09/15 11:16
S153	1309	S151 not S152	US-PGPUB; USPAT; USOCR; EPO; JPO;	OR	ON	2015/09/15 11:16

			DERWENT; IBM_TDB			
S154	154	(mcauley.in. near alastair) (prentice.in. near craig) (gleeson.in. near oliver)	US-PGPUB; USPAT; USOCR; EPO; JPO; DERWENT; IBM_TDB	OR	ON	2015/09/15 11:38
S155	13	S154 and ((swivel\$ (ball with socket) (ball adj joint) (socket adj joint)) and (nose nostril nasal nare cannulae cannula)).clm.	US-PGPUB; USPAT; USOCR; FPRS; EPO; JPO; DERWENT; IBM_TDB	OR	ON	2015/09/15 11:38
S156	265	("2738788" "20030164170" "20120125339" "0472238" "5657752" "5921239" "6892729" "0770013" "D520140" "D686313" "20050011524" "2843121" "2859748" "20020046755" "20020059935" "20030079749" "20040226566" "5752510" "6637434" "7207333" "7353827" "0751091" "6192886" "2359506" "2388604" "20030200970" "3850171" "4753233" "5016625" "5148802" "5477852" "6435181" "6439234" "6478026" "6588424" "6659102" "7096864" "8042539" "D293613" "D310431" "D355484" "D455891" "20150013678" "20050028822" "20050205096" "0301111" "4201205" "4856508" "5245995" "5269296" "5533506" "5595174" "6561191" "6662803" "D340317" "D526094" "2296150" "20020053347" "4354488" "4367735" "5113857" "6298850" "D320677" "D354128" "8783257" "20030196659" "20030196664" "4090510" "4266540" "4986269" "5065756" "5551419" "6651658" "7004165" "7210481" "0718470" "D321419" "D440302" "20030200970" "20120132209" "6561191" "2508050" "20020096178" "20030005933" "20050011524" "20070137653" "3490452" "4915105" "0577926" "6017315" "6581594" "6644315" "6851425" "D250047" "D250131" "D378610" "20060124131" "1635545" "4782832" "4941467" "5094236" "6431172" "6561188" "6679265" "7201169" "D252322").PN.	US-PGPUB; USPAT; USOCR; EPO; JPO; DERWENT; IBM_TDB	OR	ON	2015/12/01 10:25
S157	433	((headgear strap harness belt) with cheek) and "128".clas.	US-PGPUB; USPAT; USOCR; EPO; JPO; DERWENT; IBM_TDB	OR	ON	2015/12/01 10:52

S158	709	((headgear strap harness belt) with tube) and "128".clas. and @ad<="20040223"	US-PGPUB; USPAT; USOCR; EPO; JPO; DERWENT; IBM_TDB	OR	ON	2015/12/01 11:07
S159	31	((headgear strap harness belt) adj tube) and "128".clas. and @ad<="20040223"	US-PGPUB; USPAT; USOCR; EPO; JPO; DERWENT; IBM_TDB	OR	ON	2015/12/01 11:08
S160	164	((headgear strap harness belt) with tubular) and "128".clas. and @ad<="20040223"	US-PGPUB; USPAT; USOCR; EPO; JPO; DERWENT; IBM_TDB	OR	ON	2015/12/01 11:09
S161	13	((("4437462") or ("7201169") or ("20030200970"))).PN.	US-PGPUB; USPAT; USOCR; FPRS; EPO; JPO; DERWENT; IBM_TDB	OR	OFF	2015/12/01 12:05
S162	31369	(A61M15/08; A61M16/06; A61M16/0616; A61M16/0633; A61M16/0666; A61M16/0683; A61M16/0825; A61M16/208; A61M2210/0618; A61M2240/00; A62B18/00; A62B18/02; A62B18/08; A62B18/084; A62B35/00).cpc.	US-PGPUB; USPAT; USOCR; FPRS; EPO; JPO; DERWENT; IBM_TDB	OR	ON	2015/12/01 12:06
S163	161	(mcauley.in. near alastair) (prentice.in. near craig) (gleeson.in. near oliver)	US-PGPUB; USPAT; USOCR; EPO; JPO; DERWENT; IBM_TDB	OR	ON	2015/12/01 12:14
S164	4	S163 and ((headgear harness strap belt) and (lateral laterally) and (nose nostril nasal nare cannulae cannula)).clm.	US-PGPUB; USPAT; USOCR; FPRS; EPO; JPO; DERWENT; IBM_TDB	OR	ON	2015/12/01 12:14

3/ 29/ 2016 9:37:40 PM

C:\Users\adixon2\Documents\EAST\Workspaces\14846226.wsp

Please Direct All Correspondence to Customer Number 20995

EFS WEB CONTINUING IDS COVER LETTER

Inventor	:	Alastair Edwin McAuley
App. No.	:	14/846,226
Filed	:	September 4, 2015
For	:	BREATHING ASSISTANCE APPARATUS
Examiner	:	Dixon, Annette Fredricka
Art Unit	:	3778
Conf No.	:	8898

Commissioner for Patents
P.O. Box 1450
Alexandria, VA 22313-1450

Dear Sir:

Submitted herewith are references numbered 93 to 122 listed on the PTO/SB/08 or equivalent filed under EFS ID 25150041.

Please charge any additional fees, including any fees for additional extension of time, or credit overpayment to Deposit Account No. 11-1410.

Respectfully submitted,

KNOBBE, MARTENS, OLSON & BEAR, LLP

Dated: March 9, 2016

By: Michael Guiliana/

Michael A. Guiliana
Registration No. 42,611
Attorney of Record
Customer No. 20995
(949) 760-0404

Electronic Acknowledgement Receipt

EFS ID:	25150223
Application Number:	14846226
International Application Number:	
Confirmation Number:	8898
Title of Invention:	BREATHING ASSISTANCE APPARATUS
First Named Inventor/Applicant Name:	Alastair Edwin McAuley
Customer Number:	20995
Filer:	Michael A. Guiliana/Heather OBrien
Filer Authorized By:	Michael A. Guiliana
Attorney Docket Number:	FPHCR.112C2
Receipt Date:	09-MAR-2016
Filing Date:	04-SEP-2015
Time Stamp:	18:50:06
Application Type:	Utility under 35 USC 111(a)

Payment information:

Submitted with Payment	no
------------------------	----

File Listing:

Document Number	Document Description	File Name	File Size(Bytes)/ Message Digest	Multi Part /.zip	Pages (if appl.)
1	Non Patent Literature	NPL93_PCTNZ2009-000219_IP RP-20110412-9pgs.pdf	1073999 <small>ba3ea91e147169e7af24fdb757eb3000726fcd7f</small>	no	9

Warnings:

Information:

RMD

2	Non Patent Literature	NPL94_PCTNZ2009-000219_ISR-20100202-3pgs.pdf	467063 3842499847e3e66e7f82e56edbc6e79234c74165	no	3
Warnings:					
Information:					
3	Non Patent Literature	NPL95_CN2007800266164-ExamReportEngTrans-5pgs.pdf	812008 b2989e2ac87739254c2fdb379b717c9ede5d6de1	no	5
Warnings:					
Information:					
4	Non Patent Literature	NPL96_CN2012100804418_OA1EngTrans-20140324_4pgs.pdf	581988 75f04d59d82ff973739f7ac728b0b8cae5d6f46e	no	4
Warnings:					
Information:					
5	Non Patent Literature	NPL97_AU2007273324_ExamReport-20120522-3pgs.pdf	371739 f040906e4df5ea54ac934909b7e9533b580565a6	no	3
Warnings:					
Information:					
6	Non Patent Literature	NPL98_PCTNZ2007000185_ISR-20071031-3pgs.pdf	317225 28c8f4aecfd901d0ae85d62530030a5731e70e17	no	3
Warnings:					
Information:					
7	Non Patent Literature	NPL99_CN2012100804418_OA2EngTrans-20141201-11pgs.pdf	1491846 7333acdd76b38e117abb42e20dabee499a2201bf	no	11
Warnings:					
Information:					
8	Non Patent Literature	NPL100_AU2012265597_ExamReport-20131219-5pgs.pdf	518343 a12149e6c66b54ecf49c408b37e92f968a4ee2f	no	5
Warnings:					
Information:					
9	Non Patent Literature	NPL101_CA2655839_ExamReport-20131004-2pgs.pdf	371665 80d921ad48c57dd581b8b479dc57de9c5a60b6e7	no	2
Warnings:					
Information:					
10	Non Patent Literature	NPL102_CN2007800266164_ExamReportEngTrans-5pgs.pdf	811997 161eb5f19b59cf155622de7ca336e994937a0d44	no	5
Warnings:					
Information:					

11	Non Patent Literature	NPL103_PCTNZ2009000072_ISR-20090728-3pgs.pdf	433280 af23e39af3f567fd2f2f8ef50b98a0bad9d47e43	no	3
Warnings:					
Information:					
12	Non Patent Literature	NPL104_GB12100756_ExamReport-20130314-2pgs.pdf	238092 3acd8b831afc32ef46d59818d20ae07d0a561f74	no	2
Warnings:					
Information:					
13	Non Patent Literature	NPL105_GB11193851_ExamReport-20130509-4pgs.pdf	507655 d4441c3bacc100e1fe2e6461e7939e2119996d70	no	4
Warnings:					
Information:					
14	Non Patent Literature	NPL106_AU2010246985_ExamReport-20140304-5pgs.pdf	645168 d43ff0467e0fb9725a2eb19118915af5e815ca56	no	5
Warnings:					
Information:					
15	Non Patent Literature	NPL107_JP2012510418_ExamReportEngTrans-20140210-4pgs.pdf	273422 a2732f96fc202c3ab5a073f05972f0686e9d5b9a	no	4
Warnings:					
Information:					
16	Non Patent Literature	NPL108_CN2010800280290_ExamReport-20140327-16pgs.pdf	3194780 27063fa7effe68071fc62286280a3d70fc3c4a76	no	16
Warnings:					
Information:					
17	Non Patent Literature	NPL109_GB14064026_SR-20140507-6pgs.pdf	710612 0311e1abce6010e216dfcc44af7ccae296cbec0e	no	6
Warnings:					
Information:					
18	Non Patent Literature	NPL110_GB14064018_SR-20140507-4pgs.PDF	297706 5a2e2fa2397dc49fd4c1aba8e8e48d89cd2552c6	no	4
Warnings:					
Information:					
19	Non Patent Literature	NPL111_JP2012538784-OA20140825-3pgs.pdf	328921 6176f93fe209cadf73e92fabe6d3433ff82cdfbe	no	3
Warnings:					
Information:					

20	Non Patent Literature	NPL112_AU2015202814-ExamReport20150814-8pgs.pdf	1144885 5bddeeeef28f2a284942e20bfa8c226e55625435b	no	8
Warnings:					
Information:					
21	Non Patent Literature	NPL113_CN2010800611221_ExamReport-20150717-10pgs.pdf	1626129 02405b63c2a85a687c7087a8cf26345551b719f4	no	10
Warnings:					
Information:					
22	Non Patent Literature	NPL114_CN2010800280290_ExamReport-20150914-3pgs.pdf	417569 66433ce9ec72e7d872f19df3b560e7bb57e5d5dd	no	3
Warnings:					
Information:					
23	Non Patent Literature	NPL115_EP108302514_ESR-20150904-7pgs.pdf	646162 b557c8417f7ddecd4db930c86b1c1b1624a0ae2a	no	7
Warnings:					
Information:					
24	Non Patent Literature	NPL116_EP107746232_ESR-20150908-7pgs.pdf	583836 8c0975a2ce377837e247f15f6e158ad386fc937f	no	7
Warnings:					
Information:					
25	Non Patent Literature	NPL117_JP2015098324_ExamReport-20150722-8pgs.pdf	993943 e32afc2af7a5de7e2e6ffaababd95f0227d8e988	no	8
Warnings:					
Information:					
26	Non Patent Literature	NPL118_JP2012538784_ExamReportEngTrans-20150805-8pgs.pdf	1163358 a4f8e840a7c07f213c5f69c509c1570231a0f6a10	no	8
Warnings:					
Information:					
27	Non Patent Literature	NPL119_AU2010241390_ExamReport-20150109-4pgs.pdf	410495 43a8c149e42ffba009d3ac6b82772cdd81a17ade	no	4
Warnings:					
Information:					
28	Non Patent Literature	NPL120_CN2010800611221_ExamReportEngTrans-20140903-9pgs.pdf	1227246 518276cdfd520ff8a2b11140cdd34f12f0879d94	no	9
Warnings:					
Information:					

29	Non Patent Literature	NPL121_CN2010800280290_2ndExamReport-20150119-16pgs.pdf	3278337 da16af66eaa113d65d074a0d33fc8a35f125b1c2	no	16
Warnings:					
Information:					
30	Non Patent Literature	NPL122_EP098194442_EPSR-20140402-8pgs.pdf	1091968 3c8b14b92534c0107a71235742561c4c1cd0927d	no	8
Warnings:					
Information:					
31	Transmittal Letter	FPHCR112C2_Continuing_IDS_Transmittal.pdf	132882 e1e8d55b1a4cdad571086c01ffc3d654c0cbda83	no	1
Warnings:					
Information:					
Total Files Size (in bytes):				26164319	

This Acknowledgement Receipt evidences receipt on the noted date by the USPTO of the indicated documents, characterized by the applicant, and including page counts, where applicable. It serves as evidence of receipt similar to a Post Card, as described in MPEP 503.

New Applications Under 35 U.S.C. 111

If a new application is being filed and the application includes the necessary components for a filing date (see 37 CFR 1.53(b)-(d) and MPEP 506), a Filing Receipt (37 CFR 1.54) will be issued in due course and the date shown on this Acknowledgement Receipt will establish the filing date of the application.

National Stage of an International Application under 35 U.S.C. 371

If a timely submission to enter the national stage of an international application is compliant with the conditions of 35 U.S.C. 371 and other applicable requirements a Form PCT/DO/EO/903 indicating acceptance of the application as a national stage submission under 35 U.S.C. 371 will be issued in addition to the Filing Receipt, in due course.

New International Application Filed with the USPTO as a Receiving Office

If a new international application is being filed and the international application includes the necessary components for an international filing date (see PCT Article 11 and MPEP 1810), a Notification of the International Application Number and of the International Filing Date (Form PCT/RO/105) will be issued in due course, subject to prescriptions concerning national security, and the date shown on this Acknowledgement Receipt will establish the international filing date of the application.

INFORMATION DISCLOSURE STATEMENT BY APPLICANT	Application No.	14/846,226
	Filing Date	September 4, 2015
	First Named Inventor	Alastair Edwin McAuley
	Art Unit	3778
<i>(Multiple sheets used when necessary)</i>	Examiner	Annette Fredricka Dixon
SHEET 1 OF 6	Attorney Docket No.	FPHCR.112C2

U.S. PATENT DOCUMENTS					
Examiner Initials	Cite No.	Document Number <i>Number - Kind Code (if known)</i> Example: 1,234,567 B1	Publication Date MM-DD-YYYY	Name	Pages, Columns, Lines Where Relevant Passages or Relevant Figures Appear
	1	2,693,800	11-09-1954	Caldwell	
	2	4,971,051	11-01-1990	Toffolon	
	3	5,042,478	08-27-1991	Kopala et al.	
	4	5,231,979	08-03-1993	Rose et al.	
	5	5,601,078	02-01-1997	Schaller et al.	
	6	5,724,965	03-10-1998	Handke et al.	
	7	5,884,624	03-23-1999	Barnett et al.	
	8	6,019,101	02-01-2000	Cotner et al.	
	9	6,050,260	04-18-2000	Daniell et al.	
	10	6,119,694	09-19-2000	Correa et al.	
	11	6,192,886	02-01-2001	Rudolph	
	12	6,347,631	02-19-2002	Hansen et al.	
	13	6,418,928	07-16-2002	Bordewick et al.	
	14	6,491,034	12-01-2002	Gunaratnam et al.	
	15	6,581,601	06-01-2003	Ziaee	
	16	6,631,718	10-14-2003	Lovell	
	17	6,679,257	01-20-2004	Robertson et al.	
	18	6,907,882	06-21-2005	Ging et al.	
	19	6,951,218	10-04-2005	Gradon et al.	
	20	7,219,669	05-22-2007	Lovell et al.	
	21	7,318,437	01-15-2008	Gunaratnam et al.	
	22	7,896,003	03-01-2011	Matula et al.	
	23	8,443,807	05-21-2013	McAuley et al.	
	24	8,479,741	07-09-2013	McAuley et al.	
	25	2003/0172936	09-18-2003	Wilkie et al.	
	26	2003/196656 A1	10-23-2003	Moore	
	27	2004/0067333	04-08-2004	Amarasinghe	
	28	2004/0211427	10-01-2004	Jones et al.	
	29	2005/0076913	04-14-2005	Ho et al.	

Examiner Signature	Date Considered
--------------------	-----------------

***Examiner:** Initial if reference considered, whether or not citation is in conformance with MPEP 609. Draw line through citation if not in conformance and not considered. Include copy of this form with next communication to applicant.

T¹ - Place a check mark in this area when an English language Translation is attached.

INFORMATION DISCLOSURE STATEMENT BY APPLICANT	Application No.	14/846,226
	Filing Date	September 4, 2015
	First Named Inventor	Alastair Edwin McAuley
	Art Unit	3778
<i>(Multiple sheets used when necessary)</i>	Examiner	Annette Fredricka Dixon
SHEET 2 OF 6	Attorney Docket No.	FPHCR.112C2

U.S. PATENT DOCUMENTS					
Examiner Initials	Cite No.	Document Number Number - Kind Code (if known) Example: 1,234,567 B1	Publication Date MM-DD-YYYY	Name	Pages, Columns, Lines Where Relevant Passages or Relevant Figures Appear
	30	2005/0150497 A1	07-14-2005	Eifler et al	
	31	2005/0235999	10-27-2005	Wood et al.	
	32	2006/0060200	03-01-2006	Ho et al.	
	33	2006/0107958	05-01-2006	Sleeper	
	34	2006/0137690	06-01-2006	Gunaratnam et al.	
	35	2006/0174887	08-01-2006	Chandran et al.	
	36	2006/0196511	09-07-2006	Lau et al.	
	37	2006/0237018	10-26-2006	McAuley et al.	
	38	2007/0089749	04-26-2007	Ho et al.	
	39	2007/0125385	06-07-2007	Ho et al.	
	40	2007/0125387	06-07-2007	Zollinger et al.	
	41	2007/0295335	12-01-2007	Nashed	
	42	2007/163600 A1	07-19-2007	Hoffman	
	43	2008/0041388	02-21-2008	McAuley et al.	
	44	2008/0047560	02-01-2008	Veliss et al.	
	45	2008/0060648	03-13-2008	Thornton et al.	
	46	2008/0060657	03-13-2008	McAuley et al.	
	47	2008/0099024 A1	05-01-2008	Gunaratnam et al.	
	48	2008/0196728 A1	08-21-2008	Ho	
	49	2008/0264422 A1	10-30-2008	Fishman	
	50	2009/0044808	02-19-2009	Guney et al.	
	51	2009/0120442 A1	05-14-2009	Ho	
	52	2010/0307502	12-09-2010	Rummery et al.	
	53	2010/0313891	12-16-2010	Veliss et al.	
	54	2011/0308520	12-22-2011	McAuley et al.	
	55	2012/0132209	05-01-2012	Rummery	
	56	2015/0013678	01-01-2015	McAuley	
	57	2015/0297855	10-22-2015	McAuley et al.	
	58	2016/0038705	02-11-2016	McAuley et al.	

Examiner Signature	Date Considered
--------------------	-----------------

***Examiner:** Initial if reference considered, whether or not citation is in conformance with MPEP 609. Draw line through citation if not in conformance and not considered. Include copy of this form with next communication to applicant.

T¹ - Place a check mark in this area when an English language Translation is attached.

INFORMATION DISCLOSURE STATEMENT BY APPLICANT	Application No.	14/846,226	
	Filing Date	September 4, 2015	
	First Named Inventor	Alastair Edwin McAuley	
	Art Unit	3778	
<i>(Multiple sheets used when necessary)</i>		Examiner	Annette Fredricka Dixon
SHEET 3 OF 6		Attorney Docket No.	FPHCR.112C2

U.S. PATENT DOCUMENTS					
Examiner Initials	Cite No.	Document Number <i>Number - Kind Code (if known)</i> Example: 1,234,567 B1	Publication Date MM-DD-YYYY	Name	Pages, Columns, Lines Where Relevant Passages or Relevant Figures Appear
	59	2016/0038706	02-11-2016	McAuley et al.	
	60	2016/0038707	02-11-2016	Allan et al.	

FOREIGN PATENT DOCUMENTS						
Examiner Initials	Cite No.	Foreign Patent Document <i>Country Code-Number-Kind Code</i> Example: JP 1234567 A1	Publication Date MM-DD-YYYY	Name	Pages, Columns, Lines Where Relevant Passages or Relevant Figures Appear	T ¹
	61	CN1784250	06/07/2006	Resmed Ltd.		
	62	CN 1988930 A	06/27/2007	Resmed Ltd.		✓ - Abs
	63	CN 1901961 A	01/24/2007	Resmed Ltd.		✓ - Abs
	64	CN 101541380	09/23/2009	RIC Investments LLC		✓ - Abs
	65	CN 101214402	07/09/2008	Resmed Ltd.		✓ - Abs
	66	EP 0747078	12/11/1996	Respiroics, Inc.		
	67	EP 2 130 563 A1	12/09/2009	Resmed Limited		
	68	FR2658725	08/30/1991	Barthou		
	69	FR2749176	12/05/1997	Midi Oxygene		
	70	JP H09-010311	01/14/1997	Respiroics Inc.		✓ - Abs
	71	JP 2005-529687	10/06/2005	MAP Medizin Technologie GmbH		✓ - Abs
	72	JP 2007-516750	06/28/2007	Resmed Ltd.		✓ - Abs
	73	JP 2007-527271	09/27/2007	Viasys Healthcare Inc.		✓ - Abs
	74	WO98/018514	05/07/1998	Sleepnet, Corp.		
	75	WO99/058181	11/18/1999	Goldstein		
	76	WO 99/04842 A1	02/04/1999	Respiroics Georgia Inc		
	77	WO 2000/069497	11/23/2000	Mallinckrodt Inc.		
	78	WO 2000/74758	12/14/2000	Sleep-Net Corporation		
	79	WO 01/97892A1	12/27/2001	Australian Centre for Advanced Medical Technology LTD		
	80	WO 2004/041341	05/21/2004	Resmed Ltd.		
	81	WO 2004/073778	09/02/2004	Resmed Ltd.		
	82	WO 2007/022562 A1	03/01/2007	Compumedics Limited		

Examiner Signature	Date Considered
--------------------	-----------------

***Examiner:** Initial if reference considered, whether or not citation is in conformance with MPEP 609. Draw line through citation if not in conformance and not considered. Include copy of this form with next communication to applicant.

T¹ - Place a check mark in this area when an English language Translation is attached.

INFORMATION DISCLOSURE STATEMENT BY APPLICANT	Application No.	14/846,226
	Filing Date	September 4, 2015
	First Named Inventor	Alastair Edwin McAuley
	Art Unit	3778
<i>(Multiple sheets used when necessary)</i>	Examiner	Annette Fredricka Dixon
SHEET 4 OF 6	Attorney Docket No.	FPHCR.112C2

FOREIGN PATENT DOCUMENTS

Examiner Initials	Cite No.	Foreign Patent Document Country Code-Number-Kind Code Example: JP 1234567 A1	Publication Date MM-DD-YYYY	Name	Pages, Columns, Lines Where Relevant Passages or Relevant Figures Appear	T ¹
	83	WO 2007/041786	04/19/2007	Resmed Ltd.		
	84	WO 2007/147088 A2	12/21/2007	Ric Investments LLC		
	85	WO 2008/007985 A1	01/17/2008	Fisher & Paykel Healthcare Limited		
	86	WO 2008/070929 A1	06/19/2008	Resmed Ltd.		
	87	WO 2008/106716 A1	09/12/2008	Resmed Ltd		
	88	WO2008/148086	12/04/2008	Viasys Mfg Inc.		
	89	WO 2009/059353 A1	05/14/2009	Resmed Ltd.		
	90	WO 2009/052560A1	04/30/2009	Resmed Ltd.		
	91	WO 2009/092057 A1	07/23/2009	Menlo Life, Inc.		
	92	WO 2009/139647 A1	11/19/2009	Fisher & Paykel Healthcare Limited		

NON PATENT LITERATURE DOCUMENTS

Examiner Initials	Cite No.	Include name of the author (in CAPITAL LETTERS), title of the article (when appropriate), title of the item (book, magazine, journal, serial, symposium, catalog, etc.), date, page(s), volume-issue number(s), publisher, city and/or country where published.	T ¹
	93	International Preliminary Report on Patentability (IPRP), International Application No. PCT/NZ2009/000219, mailed April 12, 2011, 9 pages.	
	94	International Search Report, International Application No. PCT/NZ2009/000219, mailed February 2, 2010, 3 pages.	
	95	English Translation of Chinese Examination Report; Application No. 2007800266164; 5 pages.	
	96	English Translation of First Office Action for Chinese Application No. 201210080441.8 dated March 24, 2014, in 4 pages.	
	97	Examination Report; Australian Application No. 2007273324; dated May 22, 2012; 3 pages.	
	98	International Search Report for International Application No. PCT/NZ2007/000185, dated October 31, 2007, in 3 pages.	
	99	Second Chinese Office Action for Chinese Patent Application No. 201210080441.8 dated December 1, 2014 in 11 pages (with English translation).	
	100	Australian Examination Report for Patent Application No. 2012265597 dated December 19, 2013, in 5 pages.	
	101	Canadian Examination Report for Application No. 2655839 dated October 4, 2013, in 2 pages.	

Examiner Signature	Date Considered
--------------------	-----------------

***Examiner:** Initial if reference considered, whether or not citation is in conformance with MPEP 609. Draw line through citation if not in conformance and not considered. Include copy of this form with next communication to applicant.

T¹ - Place a check mark in this area when an English language Translation is attached.

INFORMATION DISCLOSURE STATEMENT BY APPLICANT	Application No.	14/846,226
	Filing Date	September 4, 2015
	First Named Inventor	Alastair Edwin McAuley
	Art Unit	3778
<i>(Multiple sheets used when necessary)</i>	Examiner	Annette Fredricka Dixon
SHEET 5 OF 6	Attorney Docket No.	FPHCR.112C2

NON PATENT LITERATURE DOCUMENTS

Examiner Initials	Cite No.	Include name of the author (in CAPITAL LETTERS), title of the article (when appropriate), title of the item (book, magazine, journal, serial, symposium, catalog, etc.), date, page(s), volume-issue number(s), publisher, city and/or country where published.	T ¹
	102	English Translation of Chinese Examination Report; Chinese Application No. 2007800266164; 5 pages.	
	103	International Search Report; PCT/NZ2009/000072; dated July 28, 2009; 3 pages.	
	104	UK Search and Examination Report; March 14, 2013; Application No. GB1210075.6; 2 pages.	
	105	UK Examination Report; dated May 9, 2013; Application No. GB1119385.1; 4 pages.	
	106	Australian Examination Report; dated March 4, 2014; Application No. 2010246985; 5 pages.	
	107	English Translation of JP Examination Report; dated February 10, 2014; Application No. 2012-510418; 4 pages.	
	108	Chinese Examination Report; dated March 27, 2014; Chinese Application No. 201080028029.0; 16 pages.	
	109	GB Combined Search and Examination Report; dated May 7, 2014; Application No. GB1406402.6; 6 pages.	
	110	GB Combined Search and Examination Report; dated May 7, 2014; Application No. GB1406401.8; 4 pages.	
	111	JP Examination Report, Application No. 2012-538784; 3 pages.	
	112	Australian Examination Report; dated August 14, 2015; Application No. 2015202814; 8 pages.	
	113	Chinese Examination Report; dated July 17, 2015; Application No. 201080061122.1; 10 pages.	
	114	Chinese Examination Report; dated September 14, 2015; Application No. 201080028029.0; 3 pages.	
	115	European Extended Search Report; dated September 4, 2015; Application No. 10830251.4; 7 pages.	
	116	European Extended Search Report; dated September 8, 2015; Application No. 10774623.2; 7 pages.	
	117	Japanese Examination Report; dated July 22, 2015; Application No. 2015-098324; 8 pages.	
	118	Japanese Examination Report; dated August 5, 2015; Application No. 2012-538784; 8 pages.	
	119	Australian Examination Report; dated January 9, 2015; Application No. 2010241390; 4 pages.	
	120	English Translation of Chinese Examination Report; dated September 3, 2014; Application No. 201080061122.1; 9 pages.	

Examiner Signature	Date Considered
<p>*Examiner: Initial if reference considered, whether or not citation is in conformance with MPEP 609. Draw line through citation if not in conformance and not considered. Include copy of this form with next communication to applicant.</p>	

T¹ - Place a check mark in this area when an English language Translation is attached.

INFORMATION DISCLOSURE STATEMENT BY APPLICANT	Application No.	14/846,226
	Filing Date	September 4, 2015
	First Named Inventor	Alastair Edwin McAuley
	Art Unit	3778
<i>(Multiple sheets used when necessary)</i>	Examiner	Annette Fredricka Dixon
SHEET 6 OF 6	Attorney Docket No.	FPHCR.112C2

NON PATENT LITERATURE DOCUMENTS			
Examiner Initials	Cite No.	Include name of the author (in CAPITAL LETTERS), title of the article (when appropriate), title of the item (book, magazine, journal, serial, symposium, catalog, etc.), date, page(s), volume-issue number(s), publisher, city and/or country where published.	T ¹
	121	Second Chinese Office Action; dated January 19, 2015; Application No. 201080028029.0; 16 pages.	
	122	EPO Search Report; dated April 2, 2014; Application No. 09819444.2; 8 pages.	

22854407

Examiner Signature	Date Considered
<p>*Examiner: Initial if reference considered, whether or not citation is in conformance with MPEP 609. Draw line through citation if not in conformance and not considered. Include copy of this form with next communication to applicant.</p>	

T¹ - Place a check mark in this area when an English language Translation is attached.

Electronic Acknowledgement Receipt

EFS ID:	25150041
Application Number:	14846226
International Application Number:	
Confirmation Number:	8898
Title of Invention:	BREATHING ASSISTANCE APPARATUS
First Named Inventor/Applicant Name:	Alastair Edwin McAuley
Customer Number:	20995
Filer:	Michael A. Guiliana/Heather OBrien
Filer Authorized By:	Michael A. Guiliana
Attorney Docket Number:	FPHCR.112C2
Receipt Date:	09-MAR-2016
Filing Date:	04-SEP-2015
Time Stamp:	18:48:05
Application Type:	Utility under 35 USC 111(a)

Payment information:

Submitted with Payment	no
------------------------	----

File Listing:

Document Number	Document Description	File Name	File Size(Bytes)/ Message Digest	Multi Part /.zip	Pages (if appl.)
1	Foreign Reference	FP61_CN1784250.pdf	10009200 <small>2a873a3357b40f3ec036943bb42be07b439cb646</small>	no	106

Warnings:

Information:

RMD

2	Foreign Reference	FP62_CN1988930-EngAbs.pdf	7666123	no	84
			c5a3b9a338076b7fa5bd62bbc04a745028cfa186		
Warnings:					
Information:					
3	Foreign Reference	FP63_CN1901961-EngAbs.pdf	10050141	no	110
			2dd938267ada6dd3fcc45c90b893036d4a874d03		
Warnings:					
Information:					
4	Foreign Reference	FP64_CN101541380-EngAbs.pdf	2649379	no	24
			3b771693b6a7ab38ef0d456ba9d77a486055e70		
Warnings:					
Information:					
5	Foreign Reference	FP65_CN101214402-EngAbs.pdf	10149495	no	110
			a45a81c2e4b722961d2824c73ade3e9cd0575e2f		
Warnings:					
Information:					
6	Foreign Reference	FP66_EP0747078.pdf	1466736	no	12
			6933029e1fb496f34c107cec4aa12021785d7b75		
Warnings:					
Information:					
7	Foreign Reference	FP67_EP2130563A1.pdf	3600563	no	89
			f3ecb70e333bbf4ca1641af0d985347c71466d94		
Warnings:					
Information:					
8	Foreign Reference	FP68_FR2658725.pdf	1628239	no	14
			b7dbeb21d84c762dd24e08e43fde61d1231dda74		
Warnings:					
Information:					
9	Foreign Reference	FP69_FR2749176.pdf	849790	no	11
			928d1cf6fa1adda71f1186e321145703f8415fbc		
Warnings:					
Information:					
10	Foreign Reference	FP70_JP09010311-EngAbs.pdf	1024438	no	10
			f256482085d7e8873ef25db453e4974fd09a8774		
Warnings:					
Information:					

11	Foreign Reference	FP71_JP2005529687-EngAbs.pdf	3554174	no	35
			cb4763636eaff9da79ca9b4e1ec6a4369ad84d5		
Warnings:					
Information:					
12	Foreign Reference	FP72_JP2007516750-EngAbs.pdf	6361030	no	60
			18f0ac7b0c9fedec02ada73c0c5ecc129ced7fe4		
Warnings:					
Information:					
13	Foreign Reference	FP73_JP2007527271-EngAbs.pdf	5675947	no	50
			497cf776e231f7bb3e7d9a98d04b657b7877c36d		
Warnings:					
Information:					
14	Foreign Reference	FP74_WO1998-18514.pdf	3787990	no	34
			0ebffbae09b051b50346ff4ed8098d21cb268fde		
Warnings:					
Information:					
15	Foreign Reference	FP75_WO1999-58181.pdf	3660862	no	35
			78a683a0b45ff1bd30904f08460a4d1e6e83d1e9		
Warnings:					
Information:					
16	Foreign Reference	FP76_WO1999-04842.pdf	2437911	no	20
			b13687fffd4f5e082c0cf3fac11a20fb851a218a		
Warnings:					
Information:					
17	Foreign Reference	FP77_WO2000-069497.pdf	1784742	no	20
			801835ebd238448475187619648a1ada6d516d17		
Warnings:					
Information:					
18	Foreign Reference	FP78_WO2000-74758.pdf	2609068	no	40
			4860d9063a6a765311149d9c66200cd448e80798		
Warnings:					
Information:					
19	Foreign Reference	FP79_WO2001-97892.pdf	4454697	no	41
			8c7fe0886e2887fb280058c497f0c79782c7c73c		
Warnings:					
Information:					

20	Foreign Reference	FP80_WO2004-041341.pdf	3014632	no	31
			9b5756b0631a938f6abe18d16bef70d28a923e69		
Warnings:					
Information:					
21	Foreign Reference	FP81_WO2004-073778.pdf	18189438	no	179
			76a2364abb72547c8b636891771ff69852a65a2a		
Warnings:					
Information:					
22	Foreign Reference	FP82_WO2007-022562.pdf	3799513	no	29
			bdf7a20f9e7190fecf38a8e98eeec35c85f9feb7		
Warnings:					
Information:					
23	Foreign Reference	FP83_WO2007-041786.pdf	2675251	no	24
			def638231df99fd0a49555d8b7e5b33fadf92e2e		
Warnings:					
Information:					
24	Foreign Reference	FP84_WO2007-147088.pdf	8224012	no	83
			59cc63d2a6bcacea1a9d43569b4659c535277e67		
Warnings:					
Information:					
25	Foreign Reference	FP85_WO2008-007985.pdf	4998101	no	44
			0f0dfd74194e17b50e51e5651c4360fa83792093		
Warnings:					
Information:					
26	Foreign Reference	FP86_WO2008-070929.pdf	21988719	no	205
			48a9153896d7fc0cca15889a882ac0a340b2fcbd		
Warnings:					
Information:					
27	Foreign Reference	FP87_WO2008-106716.pdf	10736938	no	96
			4009e7d7fb0840e3cfa84e7e84356a33ebdf31da		
Warnings:					
Information:					
28	Foreign Reference	FP88_WO2008-148086.pdf	3843514	no	28
			15d00fa5210f8599ed325ecccbb461ffedf6b31		
Warnings:					
Information:					

29	Foreign Reference	FP89_WO2009-059353.pdf	13323902 17331978543cb87f60361d2429c281fea3f45ed6	no	121
Warnings:					
Information:					
30	Foreign Reference	FP90_WO2009-052560.pdf	19888638 3a58b7e9507c248aac190778150d702112b89128	no	183
Warnings:					
Information:					
31	Foreign Reference	FP91_WO2009-092057.pdf	8276262 91de47fa751d6f0d2bc3da546eb81bd1ac475495	no	88
Warnings:					
Information:					
32	Foreign Reference	FP92_WO2009-139647.pdf	4160411 94a71b0a0bfd801e8dc488a635ded95912fad47f	no	36
Warnings:					
Information:					
33		FPHCR112C2_IDS.pdf	577589 57d6960759c5a9f159c7cca21a829cc3cddb05ac9	yes	8
	Multipart Description/PDF files in .zip description				
	Document Description		Start	End	
	Transmittal Letter		1	2	
	Information Disclosure Statement (IDS) Form (SB08)		3	8	
Warnings:					
Information:					
Total Files Size (in bytes):			207117445		

This Acknowledgement Receipt evidences receipt on the noted date by the USPTO of the indicated documents, characterized by the applicant, and including page counts, where applicable. It serves as evidence of receipt similar to a Post Card, as described in MPEP 503.

New Applications Under 35 U.S.C. 111

If a new application is being filed and the application includes the necessary components for a filing date (see 37 CFR 1.53(b)-(d) and MPEP 506), a Filing Receipt (37 CFR 1.54) will be issued in due course and the date shown on this Acknowledgement Receipt will establish the filing date of the application.

National Stage of an International Application under 35 U.S.C. 371

If a timely submission to enter the national stage of an international application is compliant with the conditions of 35 U.S.C. 371 and other applicable requirements a Form PCT/DO/EO/903 indicating acceptance of the application as a national stage submission under 35 U.S.C. 371 will be issued in addition to the Filing Receipt, in due course.

New International Application Filed with the USPTO as a Receiving Office

If a new international application is being filed and the international application includes the necessary components for an international filing date (see PCT Article 11 and MPEP 1810), a Notification of the International Application Number and of the International Filing Date (Form PCT/RO/105) will be issued in due course, subject to prescriptions concerning national security, and the date shown on this Acknowledgement Receipt will establish the international filing date of the application.

INFORMATION DISCLOSURE STATEMENT

Inventor	: Alastair Edwin McAuley
App. No.	: 14/846,226
Filed	: September 4, 2015
For	: BREATHING ASSISTANCE APPARATUS
Examiner	: Annette Fredricka Dixon
Art Unit	: 3778
Conf. No.	: 8898

Commissioner for Patents
P.O. Box 1450
Alexandria, VA 22313-1450

References and Listing

Pursuant to 37 CFR 1.56, an Information Disclosure Statement listing references is provided herewith. Copies of any listed foreign and non-patent literature references are being submitted. Any foreign references may also include English abstract(s) and/or machine translation(s), but no representation is made as to their accuracy.

If the Examiner would like additional information regarding these references or if anything is unclear, the Examiner is invited to contact the undersigned for assistance.

No Disclaimers

To the extent that anything in the Information Disclosure Statement or the listed references could be construed as a disclaimer of any subject matter supported by the present application, Applicant hereby rescinds and retracts such disclaimer.

Timing of Disclosure

This Information Disclosure Statement is being filed before the receipt of a First Office Action on the merits, and presumably no fee is required. If a First Office Action on the merits was mailed before the mailing date of this Statement, the Commissioner is authorized to charge the fee set forth in 37 CFR 1.17(p) to Deposit Account No. 11-1410.

Application No.: 14/846,226
Filing Date: September 4, 2015

The Commissioner is hereby authorized to charge any additional fees which may be required, or credit any overpayment, to Account No. 11-1410.

Respectfully submitted,
KNOBBE, MARTENS, OLSON & BEAR, LLP

Dated: March 9, 2016

By: Michael Guiliana/
Michael A. Guiliana
Registration No. 42,611
Attorney of Record
Customer No. 20995
(949) 760-0404

22854533

Please Direct All Correspondence to Customer Number 20995

SUMMARY OF INTERVIEW

Inventor : Alastair Edwin McAuley
 App. No : 14/846,226
 Filed : September 4, 2015
 For : BREATHING ASSISTANCE
 APPARATUS
 Examiner : Dixon, Annette Fredricka
 Art Unit : 3778
 Conf No. : 8898

CERTIFICATE OF EFS WEB TRANSMISSION

I hereby certify that this correspondence, and any other attachment noted on the automated Acknowledgement Receipt, is being transmitted from within the Pacific Time zone to the Commissioner for Patents via the EFS Web server on:

March 9, 2016
(Date)

/Michael Guiliana/
Michael A. Guiliana, Reg. No. 42,611

Commissioner for Patents
P.O. Box 1450
Alexandria, VA 22313-1450

Dear Sir:

Pursuant to the Interview Summary of February 4, 2016, Applicant submits this Summary of Interview for recording in the official file.

Attendees, Date and Type of Interview

The interview was conducted via phone and attended by the Examiner Annette Dixon and Applicants' representatives Michael A. Guiliana (Reg. No. 42,611) and Xiaoyan Wang.

Exhibits and/or Demonstrations

A figure (see attached) solely for illustration in the interview and not intended as proposed amendment to the drawings was provided.

Identification of Claims Discussed

Claims 1, 6, and 17

Identification of Cited/Disclosed Art Discussed

U.S. Published Application No. 20030200970 (Stenzler); U.S. Pat. No. 7201169 (Wilkie); U.S. Pat. No. 4437462 (Piljay)

Application No.: 14/846,226
Filing Date: September 4, 2015

Proposed Amendments

Applicants proposed amendments consistent with the attached proposed amendments.

Principal Arguments and Other Matters

The Examiner and Applicants' representatives discussed the proposed amendments and further proposal of amendments. Applicants clarified the instant invention from the cited prior art using arguments in the attached interview agenda. Applicants also clarified the instant invention using the attached illustrating figure, which shows that the head gear extensions in the instant invention are spaced away from a user in use such that the mask assembly is able to roll in the directions indicated by the arrows in the illustrating figure.

Results of Interview

The Examiner indicated that the further proposal of amendments would overcome the cited prior art; however, further search and consideration would be required. Applicants' representatives elected to waive the first action interview office action in view of the proposed claim amendments of January 4, 2016 and in view of submitting the attached supplemental amendments incorporating the further proposals as discussed in the interview.

Please charge any additional fees, including any fees for additional extension of time, or credit overpayment to Deposit Account No. 11-1410.

Respectfully submitted,

KNOBBE, MARTENS, OLSON & BEAR, LLP

Dated: March 9, 2016

By: /Michael Guiliana/

Michael A. Guiliana
Registration No. 42,611
Attorney of Record
Customer No. 20995
(949) 760-0404

***** PLEASE DO NOT ENTER INTO FILE
(FOR DISCUSSION PURPOSES ONLY)*****

DRAFT INTERVIEW AGENDA

U.S. Application No.: 14/846,226 (FPHCR.112C2)

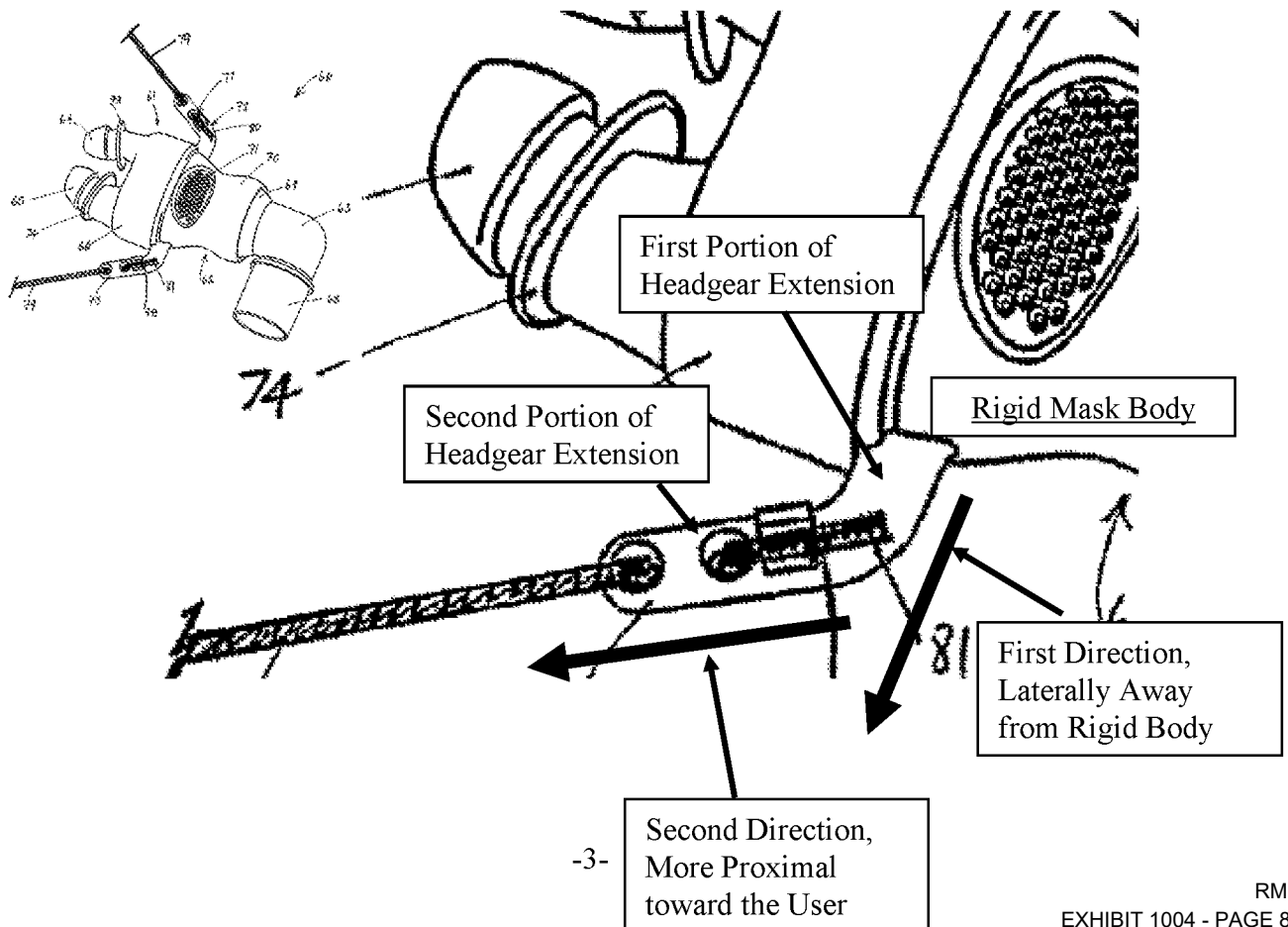
Date/Time: Thursday, February 04, 2016; 1:30 PM Eastern

Attendees: Examiner Annette Dixon, Michael A. Guiliana (Reg. No. 42,611),
Xiaoyan Wang

I. Summary of Issues for Discussion

The claims of the present application cover the non-limiting embodiment of Figures 9-11. As recited in claims 1, 6, and 17, the mask assembly includes a rigid mask body and head gear extensions (one labeled below). The head gear extensions include a distal end **connected** to the rigid mask body and proximal ends disposed proximally toward the user (in use).

The head gear extensions also **extend from the rigid mask body** first along a lateral direction, then along a second direction extending more proximally toward the user.

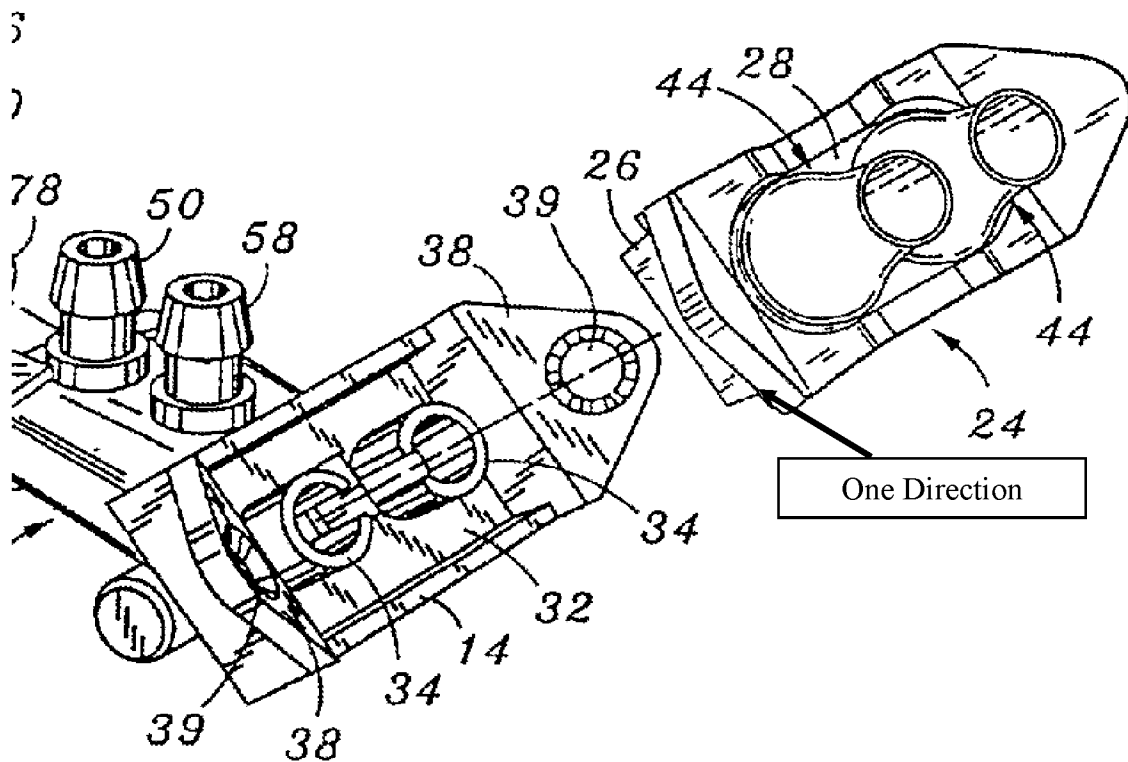


None of the cited references show this structure.

II. Discussion of cited prior art references:

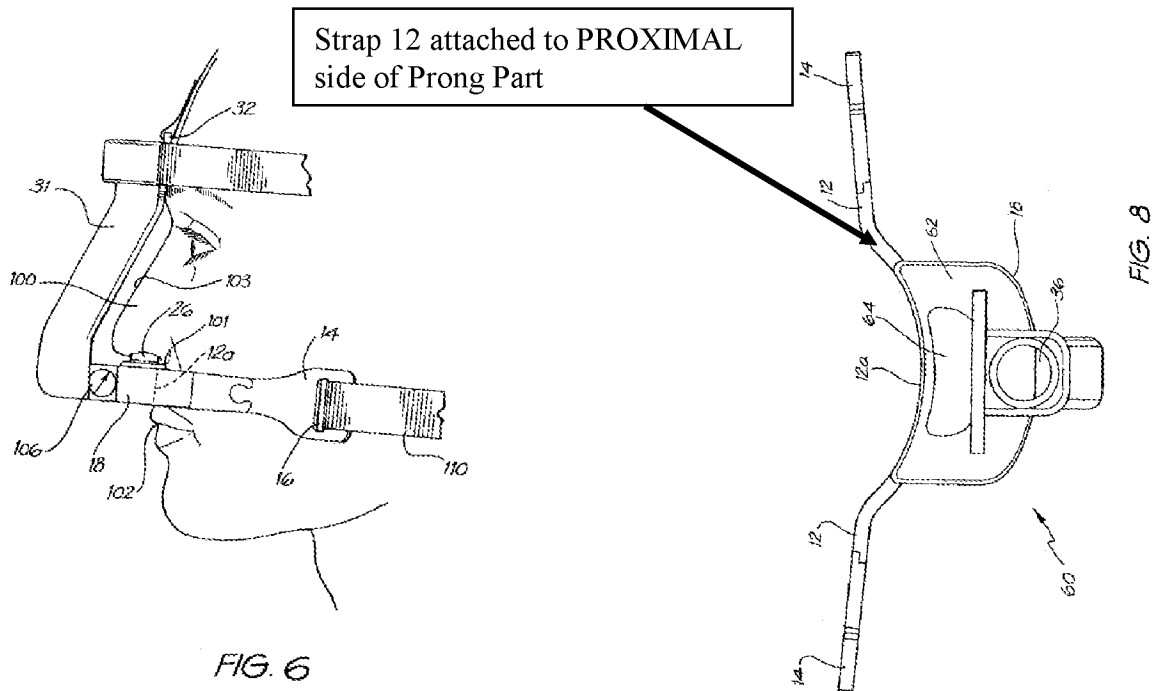
Stenzler et al Does not Teach Head Gear Extensions Extending from Rigid Mask Body Along Two Different Directions

Stenzler Shows triangular flanges extending from a nose piece member 24 along ONE DIRECTION. The flanges do not extend along a first lateral direction then along a second direction more proximal toward a user.



Wilkie et al Does not Teach Head Gear Extensions Extending from Rigid Mask Body on the Distal side of the Prong Part and Along the Two Different Recited Directions

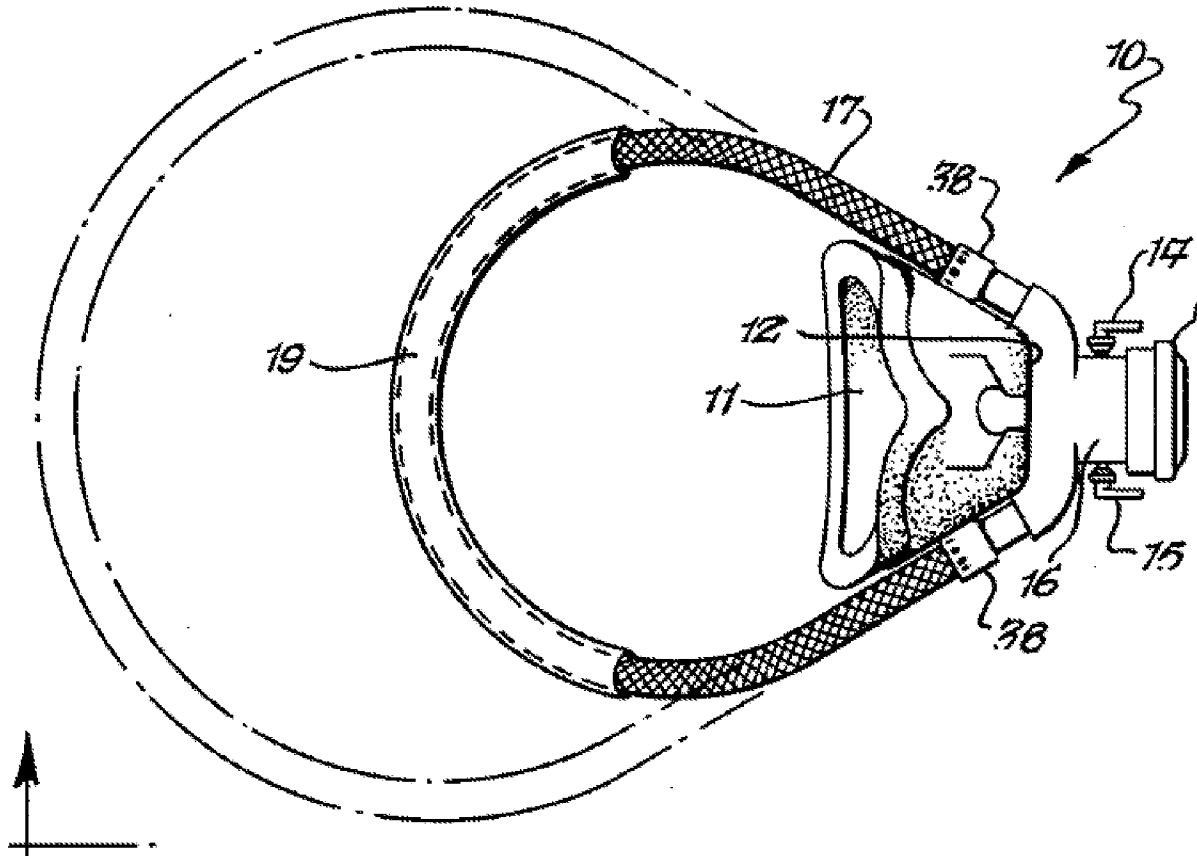
Wilkie shows a mask having a prong part with a strap attached to the proximal side of the prong part and configured to press against the user's upper lip.



mask. The strap is made from a flexible elastomeric material such as silastic and is shaped so that the central area 12a of the strap is curved to generally conform to the shape of the area of a human face between a human's mouth and the base of their nose (see FIG. 2). Note that hereinafter the human is referred to as a patient. On the opposite side of the central area of the strap 12a which contacts a patient's face, there is a manifold or chamber 18. The manifold is also made from the same flexible elastomeric material as the strap. The

Piljay Does not Teach Head Gear Extensions Extending from Rigid Mask Body Laterally, Beyond Outer Periphery of Seal Body

Piljay shows a mask having a cup-shaped face member 11, a housing 126, and a headstrap 17, but no headgear extensions extending from a rigid mask body and along two directions, including laterally away from the rigid mask body beyond an outer periphery of the cup-shaped face member.



Application No.: 14/846,226
Filing Date: September 4, 2015

***** PLEASE DO NOT ENTER INTO FILE
(FOR DISCUSSION PURPOSES ONLY)*****

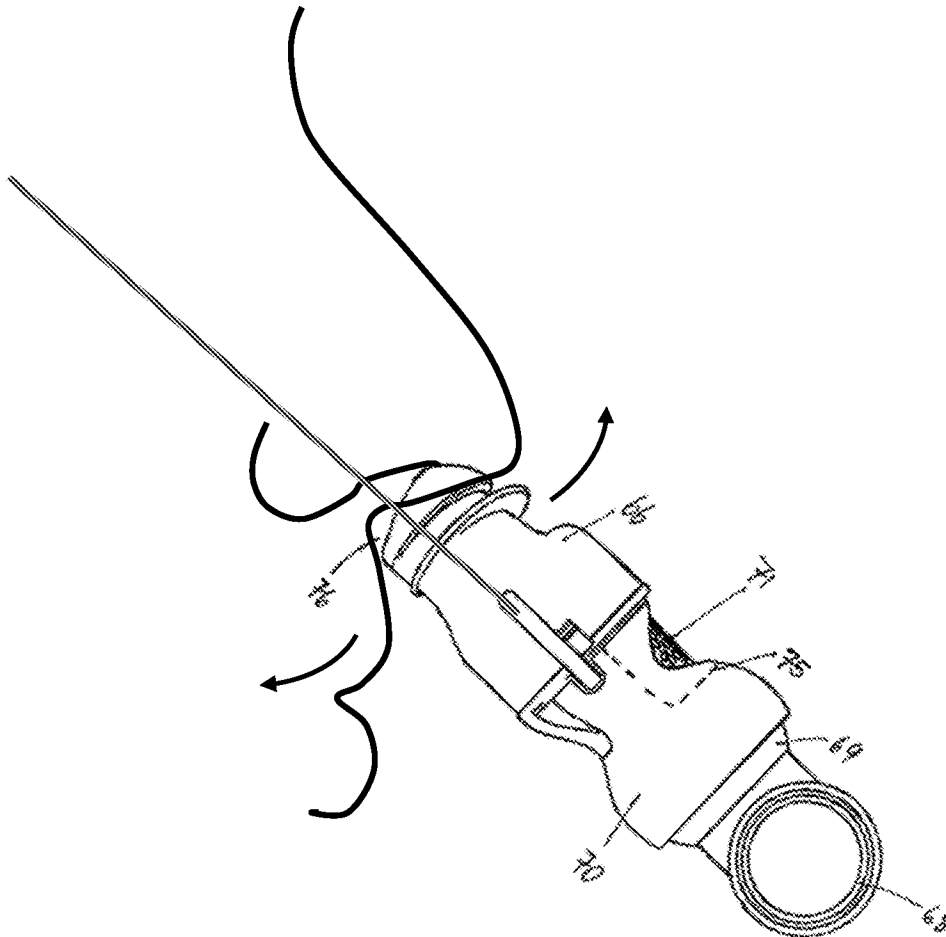
DRAFT INTERVIEW AGENDA (Suppl.)

U.S. Application No.: 14/846,226 (FPHCR.112C2)

Date/Time: Thursday, February 04, 2016; 1:30 PM Eastern

Attendees: Examiner Annette Dixon, Michael A. Guiliana (Reg. No. 42,611),
Xiaoyan Wang

The following figure is submitted only for illustration in the interview and not intended as proposed amendment to the drawings:



Proposed Amendments

1. (Proposed) A mask assembly for delivering positive airway pressure to a user, the mask comprising:

a rigid mask body comprising a central portion, an outer surface having at least a curved portion and a mask body periphery, the mask body periphery comprising a left peripheral side and a right peripheral side;

a prong part comprising a hollow body removably sealed to the rigid mask body defining an enclosed space, a prong part periphery extending along a periphery of the hollow body, and first and second nasal prongs extending from the hollow body, the periphery of the prong part removably sealed to the mask body periphery in use, the prong part being formed as a single piece and being more flexible than the rigid mask body;

an inspiratory conduit connected to the rigid mask body configured to deliver pressurized gases into the enclosed space defined by the rigid mask body and the prong part for inhalation by a user in use;

a headgear arrangement configured to maintain the prong part in a position with the first and second prongs against a user's nares in use, the headgear arrangement comprising first and second headgear extensions and a headgear strap;

the first headgear extension having a distal end connected to the left peripheral side of the rigid mask body on a distal side of the prong part, and a proximal end disposed proximally toward a left side of a user's face in use, the first headgear extension comprising a first portion and a second portion, the first portion of the first headgear extension comprising the distal end of the first headgear extension and extending at least along a first lateral direction extending laterally away from the left peripheral side of the rigid mask body and beyond an outer periphery of the prong part, the second portion of the first headgear extension extending from the first portion, along a second direction extending more proximally toward the user than the first direction in use;

the second headgear extension having a distal end connected to the right peripheral side of the rigid mask body on the distal side of the prong part, and a proximal end disposed proximally toward a right side of a user's face in use, the second headgear extension comprising a first portion and a second portion, the first portion of the second

headgear extension comprising the distal end of the second headgear extension and extending at least along a third lateral direction extending laterally away from the rigid mask body and beyond the outer periphery of the prong part, the second portion of the second headgear extension extending from the first portion, along a fourth direction extending more proximally toward the user than the third direction in use;

the headgear strap comprising a flexible tube having first and second ends, the first end connected to the first headgear extension at a first location between the distal end and the proximal ends of the first headgear extension and a second end connected to the second headgear extension at a second location disposed between the proximal and distal ends of the second headgear extension; and

at least a first bias flow vent disposed on the curved portion of the outer surface of the rigid mask body, the first bias flow vent being configured to vent a gas from the enclosed space between the rigid mask body and the prong part, to an outside of the rigid mask body during use.

2. The mask assembly of Claim 1, wherein the first bias flow vent comprises a flow vent outer surface, the flow vent outer surface being recessed inwardly from the curved portion of the outer surface of the rigid mask body.

3. The mask assembly of Claim 1, additionally comprising a conduit connection disposed on the rigid mask body and connecting the inspiratory conduit to the rigid mask body, the first bias flow vent comprising a plurality of apertures arranged symmetrically on left and right sides of the conduit connection.

4. The mask assembly of Claim 1, wherein the rigid mask body is configured to direct gases entering the rigid mask body from the conduit away from the bias flow vent.

5. The mask assembly of Claim 4, wherein the rigid mask body is configured to direct gases entering the rigid mask body from the prong part toward the bias flow vent.

6. (Proposed) A mask assembly for delivering positive airway pressure to a user, the mask comprising:

a rigid mask body comprising a central portion, an outer surface having at least a curved portion;

an inspiratory conduit connected to the rigid mask body;

a prong part comprising a hollow body and first and second nasal prongs extending from the hollow body, the hollow body removably connected to the mask body;

a first headgear extension having a distal end connected to the rigid mask body on a distal side of the prong part, and a proximal end disposed proximally toward a user in use, the first headgear extension comprising a first portion and a second portion, the first portion of the first headgear extension comprising the distal end of the first headgear extension and extending at least along a first lateral direction extending laterally away from the rigid mask body and beyond an outer periphery of the prong part, the second portion of the first headgear extension extending from the first portion, along a second direction extending more proximally toward the user than the first direction in use;

a second headgear extension having a distal end connected to the rigid mask body on the distal side of the prong part, and a proximal end disposed proximally toward a user in use, the second headgear extension comprising a first portion and a second portion, the first portion of the second headgear extension comprising the distal end of the second headgear extension and extending at least along a third lateral direction extending laterally away from the rigid mask body and beyond the outer periphery of the prong part, the second portion of the second headgear extension along a fourth direction more proximally toward the user than the third direction in use; and

a headgear strap connected to the first headgear extension at a first location between the distal end and the proximal ends of the first headgear extension and connected to the second headgear extension at a second location disposed between the proximal and distal ends of the second headgear extension.

7. The mask assembly of Claim 6, wherein the first portion of the first headgear extension is shorter than the second portion of the first headgear extension and the first portion of the second headgear extension is shorter than the second portion of the second headgear extension.

8. The mask assembly of Claim 6, wherein the headgear strap comprises a flexible tube and is connected to the second portion of the first headgear extension and the second portion of the second headgear extension.

9. The mask assembly of Claim 6, wherein the first portion of the first headgear extension and the first portion of the second headgear extension extend laterally outward distally of a sealing location between the prong part and the mask body and the second portion of the first headgear extension and the second portion of the second headgear extension terminate proximally of the sealing location between the prong part and the mask body.

10. The mask assembly of Claim 6, wherein the headstrap comprises first and second ends, the first end extending along first and second opposite sides of the second portion of the first headgear extension at the connection to the first headgear extension, the second end extending along first and second opposite sides of the second portion of the second headgear extension at the connection to the second headgear extension.

11. The mask assembly of Claim 6, wherein the second portion of the first headgear extension and the second portion of the second headgear extension terminate proximally of a mating region between the hollow body of the prong portion and the rigid mask body.

12. The mask assembly of Claim 6, wherein the hollow body of the prong portion and the rigid mask body overlap each other in a mating region.

13. The mask assembly of Claim 12, wherein the hollow body, the first prong and the second prong are integrally formed in a monolithic component.

14. The mask assembly of Claim 12, wherein the first prong and the second prong are angled toward each other in the proximal direction.

15. The mask assembly of Claim 6, wherein the rigid mask body comprises a recessed curved portion of the curved outer which is recessed inwardly into the rigid mask body relative to a surrounding portion of the curved outer surface, the recessed curved portion comprising a plurality of apertures defining a bias flow outlet vent.

16. The mask assembly of Claim 6, wherein the rigid mask body is configured to direct gases entering the rigid mask body from the conduit away from the bias flow vent, and to direct gases entering the rigid mask body from the prong part toward the bias flow vent.

17. (Proposed) A mask assembly for delivering positive airway pressure to a user, the mask comprising:

- a rigid mask body;
- an inspiratory conduit connected to the rigid mask body;

a prong part comprising a hollow body and first and second nasal prongs extending from the hollow body, the hollow body removably connected to the mask body;

a first headgear extension having a distal end connected to the rigid mask body on a distal side of the prong part and a proximal end disposed proximally toward a user in use, the first headgear extension extending from the rigid mask body, at least along a first lateral direction extending laterally away from the rigid mask body and beyond an outer periphery of the prong part and along a second direction extending more proximally toward the user than the first direction in use; and

a second headgear extension having a distal end connected to the rigid mask body on the distal side of the prong part and a proximal end disposed proximally toward a user in use, the second headgear extension extending from the rigid mask body at least along a third lateral direction extending laterally away from the rigid mask body and beyond the outer periphery of the prong part and[[, the second portion of the second headgear extension]] along a fourth direction more proximally toward the user than the third direction in use.

18. The mask assembly of Claim 17 additionally comprising a headgear strap connected to the first headgear extension at a first location between the distal end and the proximal ends of the first headgear extension and connected to the second headgear extension at a second location disposed between the proximal and distal ends of the second headgear extension.

19. The mask assembly of Claim 18, wherein the headgear strap comprises a flexible tube engaged with the first and second headgear extensions.

Supplemental Amendments

1. (Currently Amended) A mask assembly for delivering positive airway pressure to a user, the mask comprising:

a rigid mask body comprising a central portion, an outer surface having at least a curved portion and a mask body periphery, the mask body periphery comprising a left peripheral side and a right peripheral side;

a prong part comprising a hollow body removably sealed to the rigid mask body defining an enclosed space, a prong part periphery extending along a periphery of the hollow body, and first and second nasal prongs extending from the hollow body, the periphery of the prong part removably sealed to the mask body periphery in use, the prong part being formed as a single piece and being more flexible than the rigid mask body;

an inspiratory conduit connected to the rigid mask body configured to deliver pressurized gases into the enclosed space defined by the rigid mask body and the prong part for inhalation by a user in use;

a headgear arrangement configured to maintain the prong part in a position with the first and second prongs against a user's nares in use, the headgear arrangement comprising first and second headgear extensions and a headgear strap;

the first headgear extension having a distal end connected to the left peripheral side of the rigid mask body on a distal side of the prong part at a location spaced from a user in use, and a proximal end disposed proximally toward a left side of a user's face in use, the first headgear extension comprising a first portion and a second portion, the first portion of the first headgear extension comprising the distal end of the first headgear extension and extending at least along a first lateral direction extending laterally away from the left peripheral side of the rigid mask body and beyond an outer periphery of the prong part, the second portion of the first headgear extension extending from the first portion, along a second direction extending more proximally toward the user than the first direction in use;

the second headgear extension having a distal end connected to the right peripheral side of the rigid mask body on the distal side of the prong part at a location spaced from a user in use, and a proximal end disposed proximally toward a right side of

a user's face in use, the second headgear extension comprising a first portion and a second portion, the first portion of the second headgear extension comprising the distal end of the second headgear extension and extending at least along a third lateral direction extending laterally away from the rigid mask body and beyond the outer periphery of the prong part, the second portion of the second headgear extension extending from the first portion, along a fourth direction extending more proximally toward the user than the third direction in use;

the headgear strap comprising a flexible tube having first and second ends, the first end connected to the first headgear extension at a first location between the distal end and the proximal ends of the first headgear extension and a second end connected to the second headgear extension at a second location disposed between the proximal and distal ends of the second headgear extension; and

at least a first bias flow vent disposed on the curved portion of the outer surface of the rigid mask body, the first bias flow vent being configured to vent a gas from the enclosed space between the rigid mask body and the prong part, to an outside of the rigid mask body during use.

2. The mask assembly of Claim 1, wherein the first bias flow vent comprises a flow vent outer surface, the flow vent outer surface being recessed inwardly from the curved portion of the outer surface of the rigid mask body.

3. The mask assembly of Claim 1, additionally comprising a conduit connection disposed on the rigid mask body and connecting the inspiratory conduit to the rigid mask body, the first bias flow vent comprising a plurality of apertures arranged symmetrically on left and right sides of the conduit connection.

4. The mask assembly of Claim 1, wherein the rigid mask body is configured to direct gases entering the rigid mask body from the conduit away from the bias flow vent.

5. The mask assembly of Claim 4, wherein the rigid mask body is configured to direct gases entering the rigid mask body from the prong part toward the bias flow vent.

6. A mask assembly for delivering positive airway pressure to a user, the mask comprising:

a rigid mask body comprising a central portion, an outer surface having at least a curved portion;

an inspiratory conduit connected to the rigid mask body;

a prong part comprising a hollow body and first and second nasal prongs extending from the hollow body, the hollow body removably connected to the mask body;

a first headgear extension having a distal end connected to the rigid mask body on a distal side of the prong part at a location spaced from a user in use, and a proximal end disposed proximally toward a user in use, the first headgear extension comprising a first portion and a second portion, the first portion of the first headgear extension comprising the distal end of the first headgear extension and extending at least along a first lateral direction extending laterally away from the rigid mask body and beyond an outer periphery of the prong part, the second portion of the first headgear extension extending from the first portion, along a second direction extending more proximally toward the user than the first direction in use;

a second headgear extension having a distal end connected to the rigid mask body on the distal side of the prong part at a location spaced from a user in use, and a proximal end disposed proximally toward a user in use, the second headgear extension comprising a first portion and a second portion, the first portion of the second headgear extension comprising the distal end of the second headgear extension and extending at least along a third lateral direction extending laterally away from the rigid mask body and beyond the outer periphery of the prong part, the second portion of the second headgear extension along a fourth direction more proximally toward the user than the third direction in use; and

a headgear strap connected to the first headgear extension at a first location between the distal end and the proximal ends of the first headgear extension and connected to the second headgear extension at a second location disposed between the proximal and distal ends of the second headgear extension.

7. The mask assembly of Claim 6, wherein the first portion of the first headgear extension is shorter than the second portion of the first headgear extension and the first portion

of the second headgear extension is shorter than the second portion of the second headgear extension.

8. The mask assembly of Claim 6, wherein the headgear strap comprises a flexible tube and is connected to the second portion of the first headgear extension and the second portion of the second headgear extension.

9. The mask assembly of Claim 6, wherein the first portion of the first headgear extension and the first portion of the second headgear extension extend laterally outward distally of a sealing location between the prong part and the mask body and the second portion of the first headgear extension and the second portion of the second headgear extension terminate proximally of the sealing location between the prong part and the mask body.

10. The mask assembly of Claim 6, wherein the headstrap comprises first and second ends, the first end extending along first and second opposite sides of the second portion of the first headgear extension at the connection to the first headgear extension, the second end extending along first and second opposite sides of the second portion of the second headgear extension at the connection to the second headgear extension.

11. The mask assembly of Claim 6, wherein the second portion of the first headgear extension and the second portion of the second headgear extension terminate proximally of a mating region between the hollow body of the prong portion and the rigid mask body.

12. The mask assembly of Claim 6, wherein the hollow body of the prong portion and the rigid mask body overlap each other in a mating region.

13. The mask assembly of Claim 12, wherein the hollow body, the first prong and the second prong are integrally formed in a monolithic component.

14. The mask assembly of Claim 12, wherein the first prong and the second prong are angled toward each other in the proximal direction.

15. The mask assembly of Claim 6, wherein the rigid mask body comprises a recessed curved portion of the curved outer which is recessed inwardly into the rigid mask body relative to a surrounding portion of the curved outer surface, the recessed curved portion comprising a plurality of apertures defining a bias flow outlet vent.

16. The mask assembly of Claim 6, wherein the rigid mask body is configured to direct gases entering the rigid mask body from the conduit away from the bias flow vent, and to direct gases entering the rigid mask body from the prong part toward the bias flow vent.

17. A mask assembly for delivering positive airway pressure to a user, the mask comprising:

a rigid mask body;

an inspiratory conduit connected to the rigid mask body;

a prong part comprising a hollow body and first and second nasal prongs extending from the hollow body, the hollow body removably connected to the mask body;

a first headgear extension having a distal end connected to the rigid mask body on a distal side of the prong part at a location spaced from a user in use, and a proximal end disposed proximally toward a user in use, the first headgear extension extending from the rigid mask body, at least along a first lateral direction extending laterally away from the rigid mask body and beyond an outer periphery of the prong part and along a second direction extending more proximally toward the user than the first direction in use; and

a second headgear extension having a distal end connected to the rigid mask body on the distal side of the prong part at a location spaced from a user in use, and a proximal end disposed proximally toward a user in use, the second headgear extension extending from the rigid mask body at least along a third lateral direction extending laterally away from the rigid mask body and beyond the outer periphery of the prong part and[[, the second portion of the second headgear extension]] along a fourth direction more proximally toward the user than the third direction in use.

18. The mask assembly of Claim 17 additionally comprising a headgear strap connected to the first headgear extension at a first location between the distal end and the proximal ends of the first headgear extension and connected to the second headgear extension at a second location disposed between the proximal and distal ends of the second headgear extension.

19. The mask assembly of Claim 18, wherein the headgear strap comprises a flexible tube engaged with the first and second headgear extensions.

Electronic Acknowledgement Receipt

EFS ID:	25153302
Application Number:	14846226
International Application Number:	
Confirmation Number:	8898
Title of Invention:	BREATHING ASSISTANCE APPARATUS
First Named Inventor/Applicant Name:	Alastair Edwin McAuley
Customer Number:	20995
Filer:	Michael A. Guiliana/Anthony Bonilla
Filer Authorized By:	Michael A. Guiliana
Attorney Docket Number:	FPHCR.112C2
Receipt Date:	09-MAR-2016
Filing Date:	04-SEP-2015
Time Stamp:	19:32:28
Application Type:	Utility under 35 USC 111(a)

Payment information:

Submitted with Payment	no
------------------------	----

File Listing:

Document Number	Document Description	File Name	File Size(Bytes)/ Message Digest	Multi Part /.zip	Pages (if appl.)
1	Applicant summary of interview with examiner	FPHCR112C2_Interview_Summary.pdf	568086 <small>d1fe826cad5139ada067d93c8a3e5b42e2967f17</small>	no	17

Warnings:

Information:

RMD

This Acknowledgement Receipt evidences receipt on the noted date by the USPTO of the indicated documents, characterized by the applicant, and including page counts, where applicable. It serves as evidence of receipt similar to a Post Card, as described in MPEP 503.

New Applications Under 35 U.S.C. 111

If a new application is being filed and the application includes the necessary components for a filing date (see 37 CFR 1.53(b)-(d) and MPEP 506), a Filing Receipt (37 CFR 1.54) will be issued in due course and the date shown on this Acknowledgement Receipt will establish the filing date of the application.

National Stage of an International Application under 35 U.S.C. 371

If a timely submission to enter the national stage of an international application is compliant with the conditions of 35 U.S.C. 371 and other applicable requirements a Form PCT/DO/EO/903 indicating acceptance of the application as a national stage submission under 35 U.S.C. 371 will be issued in addition to the Filing Receipt, in due course.

New International Application Filed with the USPTO as a Receiving Office

If a new international application is being filed and the international application includes the necessary components for an international filing date (see PCT Article 11 and MPEP 1810), a Notification of the International Application Number and of the International Filing Date (Form PCT/RO/105) will be issued in due course, subject to prescriptions concerning national security, and the date shown on this Acknowledgement Receipt will establish the international filing date of the application.



UNITED STATES PATENT AND TRADEMARK OFFICE

UNITED STATES DEPARTMENT OF COMMERCE
United States Patent and Trademark Office
Address: COMMISSIONER FOR PATENTS
P.O. Box 1450
Alexandria, Virginia 22313-1450
www.uspto.gov

Table with 5 columns: APPLICATION NO., FILING DATE, FIRST NAMED INVENTOR, ATTORNEY DOCKET NO., CONFIRMATION NO.
14/846,226 09/04/2015 Alastair Edwin McAuley FPHCR.112C2 8898

20995 7590 02/09/2016
KNOBBE MARTENS OLSON & BEAR LLP
2040 MAIN STREET
FOURTEENTH FLOOR
IRVINE, CA 92614

EXAMINER

DIXON, ANNETTE FREDRICKA

ART UNIT PAPER NUMBER

3778

NOTIFICATION DATE DELIVERY MODE

02/09/2016

ELECTRONIC

Please find below and/or attached an Office communication concerning this application or proceeding.

The time period for reply, if any, is set in the attached communication.

Notice of the Office communication was sent electronically on above-indicated "Notification Date" to the following e-mail address(es):

jayna.cartee@knobbe.com
efiling@knobbe.com

Applicant-Initiated Interview Summary	Application No. 14/846,226	Applicant(s) MCAULEY ET AL.	
	Examiner ANNETTE DIXON	Art Unit 3778	

All participants (applicant, applicant's representative, PTO personnel):

- (1) ANNETTE DIXON, PTO personnel. (3) Sabrina Wang, Applicant's representative.
(2) Michael Guilana, Applicant's representative. (4) _____.

Date of Interview: 04 February 2016.

Type: Telephonic Video Conference
 Personal [copy given to: applicant applicant's representative]

Exhibit shown or demonstration conducted: Yes No.
If Yes, brief description: _____.

Issues Discussed 101 112 102 103 Others
(For each of the checked box(es) above, please describe below the issue and detailed description of the discussion)

Claim(s) discussed: 1,6 and 17.

Identification of prior art discussed: Stenzler, Wilkie, Piljay.

Substance of Interview

(For each issue discussed, provide a detailed description and indicate if agreement was reached. Some topics may include: identification or clarification of a reference or a portion thereof, claim interpretation, proposed amendments, arguments of any applied references etc...)

Applicant submitted proposed claim amendments on January 4, 2016. During the course of the interview conducted on February 4, 2016, further proposed claim amendments were discussed to further distinguish the instant invention from the prior art made of record. In particular the recitation of the first head gear extension extending laterally away from the edge of the rigid mask body spaced from the user in use and extending laterally beyond the seal/nasal prongs. Primary Examiner indicated this further clarification would overcome the prior art made of record; however, further search and consideration would be required prior to an indication of allowable subject matter. Attorney Guilana elected to waive the first action interview office action in view of the proposed claim amendments of January 4, 2016 to be entered and in view of submitting supplemental amendments incorporating the further proposals as discussed in the interview.

Applicant recordation instructions: The formal written reply to the last Office action must include the substance of the interview. (See MPEP section 713.04). If a reply to the last Office action has already been filed, applicant is given a non-extendable period of the longer of one month or thirty days from this interview date, or the mailing date of this interview summary form, whichever is later, to file a statement of the substance of the interview

Examiner recordation instructions: Examiners must summarize the substance of any interview of record. A complete and proper recordation of the substance of an interview should include the items listed in MPEP 713.04 for complete and proper recordation including the identification of the general thrust of each argument or issue discussed, a general indication of any other pertinent matters discussed regarding patentability and the general results or outcome of the interview, to include an indication as to whether or not agreement was reached on the issues raised.

Attachment

/ANNETTE DIXON/
Primary Examiner, Art Unit 3778

Summary of Record of Interview Requirements

Manual of Patent Examining Procedure (MPEP), Section 713.04, Substance of Interview Must be Made of Record

A complete written statement as to the substance of any face-to-face, video conference, or telephone interview with regard to an application must be made of record in the application whether or not an agreement with the examiner was reached at the interview.

Title 37 Code of Federal Regulations (CFR) § 1.133 Interviews

Paragraph (b)

In every instance where reconsideration is requested in view of an interview with an examiner, a complete written statement of the reasons presented at the interview as warranting favorable action must be filed by the applicant. An interview does not remove the necessity for reply to Office action as specified in §§ 1.111, 1.135. (35 U.S.C. 132)

37 CFR §1.2 Business to be transacted in writing.

All business with the Patent or Trademark Office should be transacted in writing. The personal attendance of applicants or their attorneys or agents at the Patent and Trademark Office is unnecessary. The action of the Patent and Trademark Office will be based exclusively on the written record in the Office. No attention will be paid to any alleged oral promise, stipulation, or understanding in relation to which there is disagreement or doubt.

The action of the Patent and Trademark Office cannot be based exclusively on the written record in the Office if that record is itself incomplete through the failure to record the substance of interviews.

It is the responsibility of the applicant or the attorney or agent to make the substance of an interview of record in the application file, unless the examiner indicates he or she will do so. It is the examiner's responsibility to see that such a record is made and to correct material inaccuracies which bear directly on the question of patentability.

Examiners must complete an Interview Summary Form for each interview held where a matter of substance has been discussed during the interview by checking the appropriate boxes and filling in the blanks. Discussions regarding only procedural matters, directed solely to restriction requirements for which interview recordation is otherwise provided for in Section 812.01 of the Manual of Patent Examining Procedure, or pointing out typographical errors or unreadable script in Office actions or the like, are excluded from the interview recordation procedures below. Where the substance of an interview is completely recorded in an Examiners Amendment, no separate Interview Summary Record is required.

The Interview Summary Form shall be given an appropriate Paper No., placed in the right hand portion of the file, and listed on the "Contents" section of the file wrapper. In a personal interview, a duplicate of the Form is given to the applicant (or attorney or agent) at the conclusion of the interview. In the case of a telephone or video-conference interview, the copy is mailed to the applicant's correspondence address either with or prior to the next official communication. If additional correspondence from the examiner is not likely before an allowance or if other circumstances dictate, the Form should be mailed promptly after the interview rather than with the next official communication.

The Form provides for recordation of the following information:

- Application Number (Series Code and Serial Number)
- Name of applicant
- Name of examiner
- Date of interview
- Type of interview (telephonic, video-conference, or personal)
- Name of participant(s) (applicant, attorney or agent, examiner, other PTO personnel, etc.)
- An indication whether or not an exhibit was shown or a demonstration conducted
- An identification of the specific prior art discussed
- An indication whether an agreement was reached and if so, a description of the general nature of the agreement (may be by attachment of a copy of amendments or claims agreed as being allowable). Note: Agreement as to allowability is tentative and does not restrict further action by the examiner to the contrary.
- The signature of the examiner who conducted the interview (if Form is not an attachment to a signed Office action)

It is desirable that the examiner orally remind the applicant of his or her obligation to record the substance of the interview of each case. It should be noted, however, that the Interview Summary Form will not normally be considered a complete and proper recordation of the interview unless it includes, or is supplemented by the applicant or the examiner to include, all of the applicable items required below concerning the substance of the interview.

A complete and proper recordation of the substance of any interview should include at least the following applicable items:

- 1) A brief description of the nature of any exhibit shown or any demonstration conducted,
- 2) an identification of the claims discussed,
- 3) an identification of the specific prior art discussed,
- 4) an identification of the principal proposed amendments of a substantive nature discussed, unless these are already described on the Interview Summary Form completed by the Examiner,
- 5) a brief identification of the general thrust of the principal arguments presented to the examiner,
(The identification of arguments need not be lengthy or elaborate. A verbatim or highly detailed description of the arguments is not required. The identification of the arguments is sufficient if the general nature or thrust of the principal arguments made to the examiner can be understood in the context of the application file. Of course, the applicant may desire to emphasize and fully describe those arguments which he or she feels were or might be persuasive to the examiner.)
- 6) a general indication of any other pertinent matters discussed, and
- 7) if appropriate, the general results or outcome of the interview unless already described in the Interview Summary Form completed by the examiner.

Examiners are expected to carefully review the applicant's record of the substance of an interview. If the record is not complete and accurate, the examiner will give the applicant an extendable one month time period to correct the record.

Examiner to Check for Accuracy

If the claims are allowable for other reasons of record, the examiner should send a letter setting forth the examiner's version of the statement attributed to him or her. If the record is complete and accurate, the examiner should place the indication, "Interview Record OK" on the paper recording the substance of the interview along with the date and the examiner's initials.

Knobbe Martens

INTELLECTUAL PROPERTY LAW

KNOBBE, MARTENS, OLSDON & BEAR, LLP

2040 Main St., 14th Fl., Irvine, CA 92614
T (949) 760-0404

Steven P. Ruden, Ph.D.
Steven.Ruden@knobbe.com

Facsimile Transmittal Sheet

ORIGINAL WILL **NOT** FOLLOW

Confidentiality Notice:

The documents accompanying this facsimile transmission contain confidential information which may be legally privileged. The information is intended only for the use of the recipient named below. If you have received this facsimile in error, please immediately notify us by telephone to arrange for return of the original documents to us; and any disclosure, copying, distribution or the taking of any action in reliance on the contents of this faxed information is strictly prohibited.

TO: Examiner Annette Dixon

USPTO FACSIMILE NO.: (571) 273-3392

USPTO REFERENCE: Inventor: Alastair Edwin McAuley, et al.
Serial No.: 14/846,226
Filed: September 4, 2015
Title: BREATHING ASSISTANCE APPARATUS

ATTORNEY: Michael A. Guiliana

PHONE NO.: (949) 721-6384

ATTORNEY DOCKET NO.: FPHCR.112C2

TOTAL PAGES: 5 (INCLUDING COVER SHEET)

DATE: February 3, 2016

IF YOU DID NOT RECEIVE ALL OF THE PAGES, PLEASE CALL BACK IMMEDIATELY.

Facsimile Operator Phone Number: (949) 760-0404

Direct Line to Machine: (949) 760-9502

MESSAGE: *Please see attached Draft Interview Agenda in 4 pages.*

22603644

***** PLEASE DO NOT ENTER INTO FILE
(FOR DISCUSSION PURPOSES ONLY)*****

DRAFT INTERVIEW AGENDA

U.S. Application No.: 14,846,226 (FPHCR.112C2)

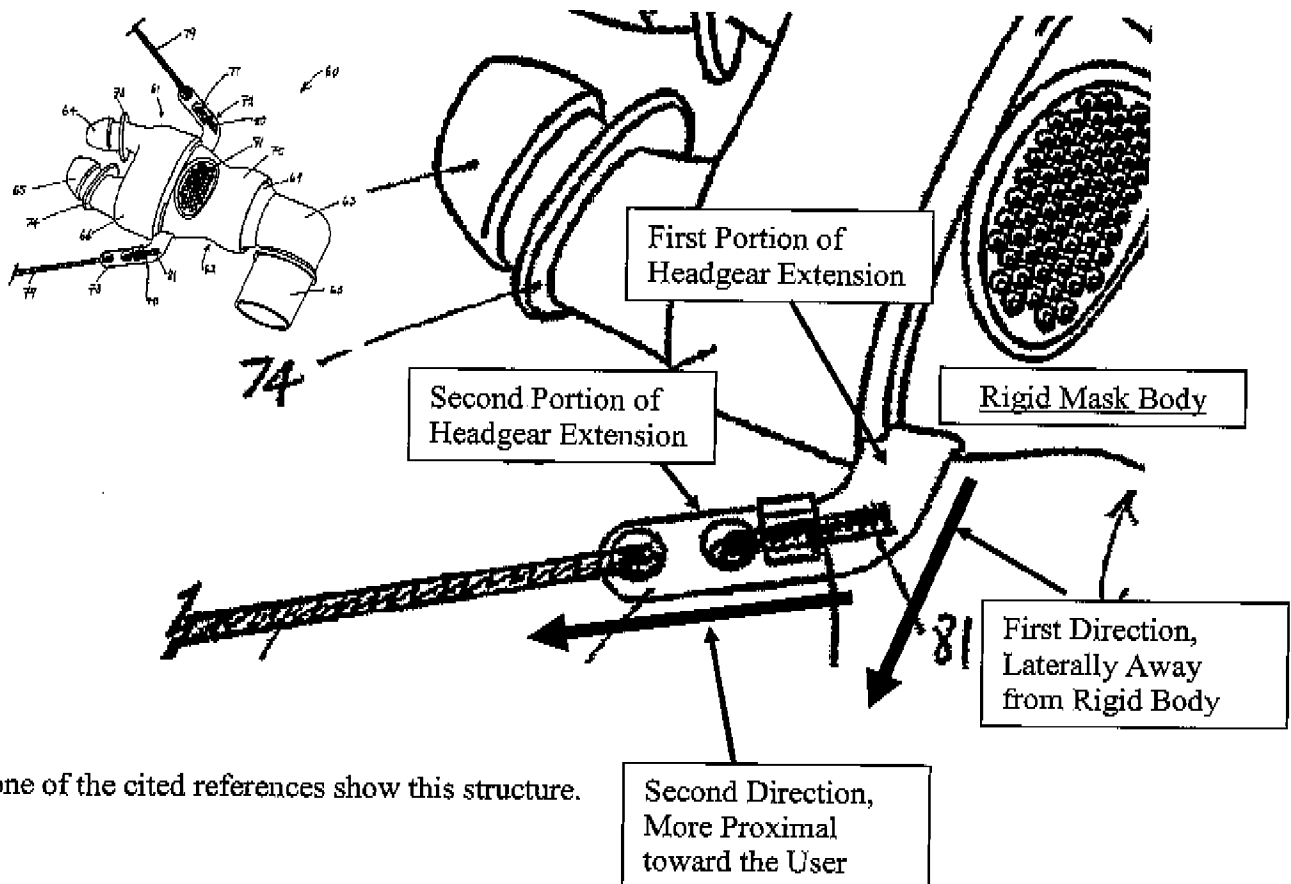
Date/Time: Thursday, February 04, 2016; 1 PM Eastern

Attendees: Examiner Annette Dixon, Michael A. Guiliana (Reg. No. 42,611), Xiaoyan Wang

I. Summary of Issues for Discussion

The claims of the present application cover the non-limiting embodiment of Figures 9-11. As recited in claims 1, 6, and 17, the mask assembly includes a rigid mask body and head gear extensions (one labeled below). The head gear extensions include a distal end **connected** to the rigid mask body and proximal ends disposed proximally toward the user (in use).

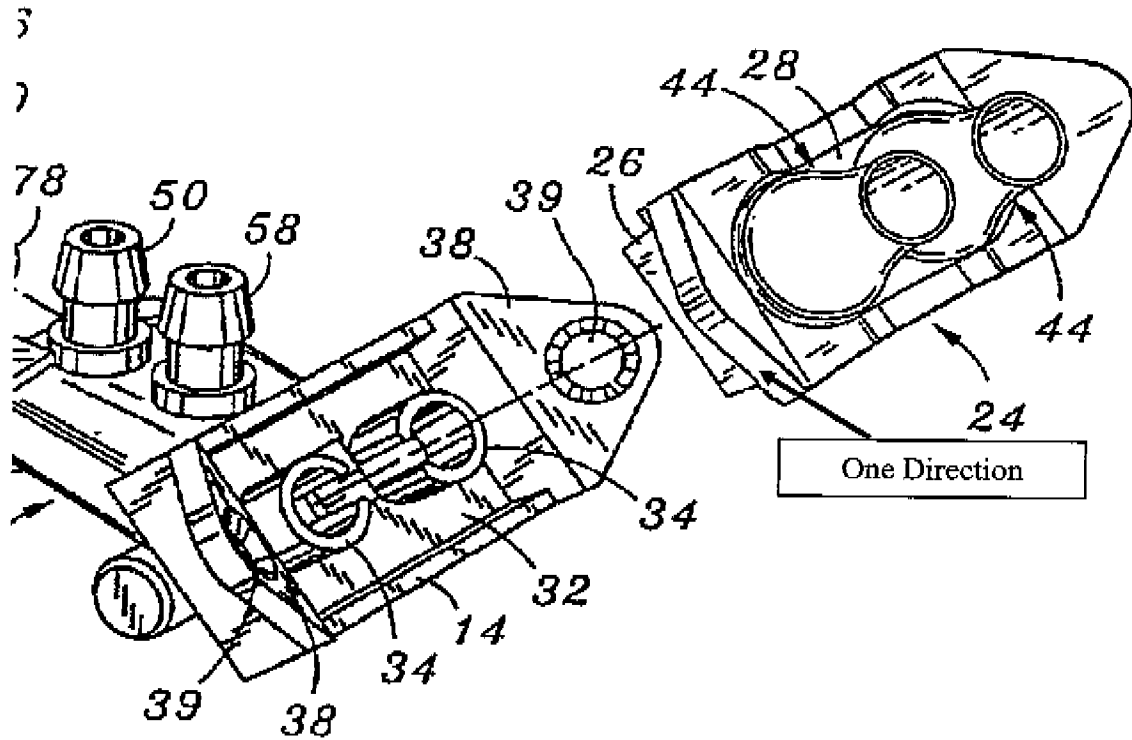
The head gear extensions also **extend from the rigid mask body** first along a lateral direction, then along a second direction extending more proximally toward the user.



II. Discussion of cited prior art references:

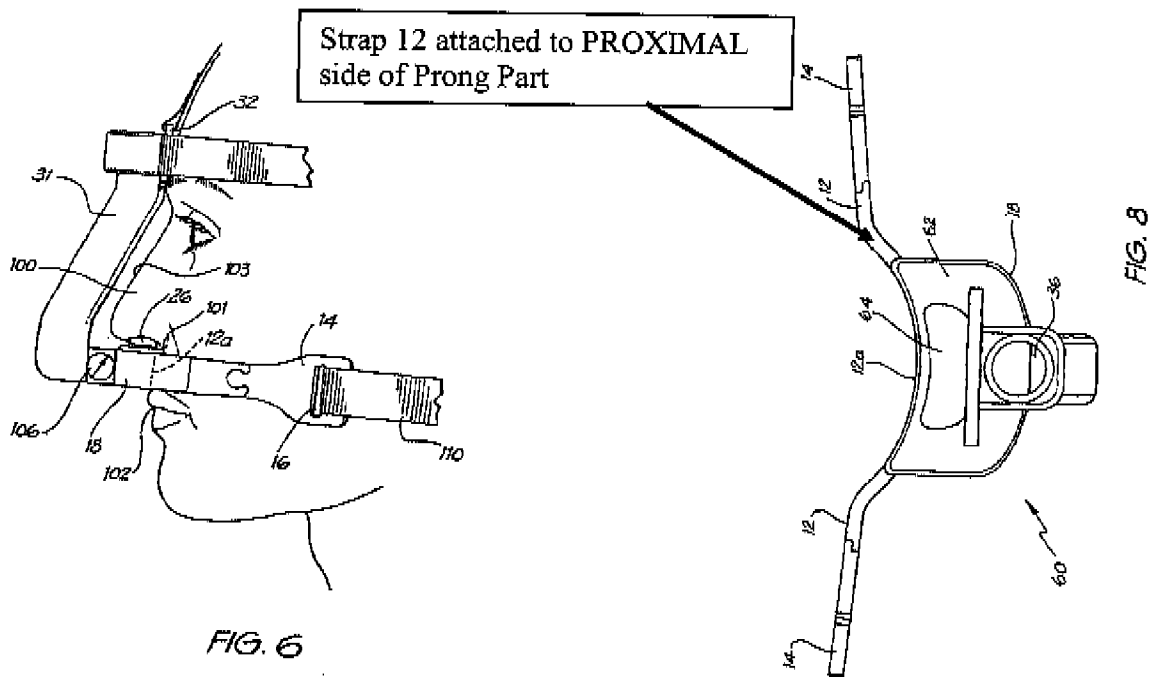
Stenzler et al Does not Teach Head Gear Extensions Extending from Rigid Mask Body Along Two Different Directions

Stenzler Shows triangular flanges extending from a nose piece member 24 along ONE DIRECTION. The flanges do not extend along a first lateral direction then along a second direction more proximal toward a user.



Wilkie et al Does not Teach Head Gear Extensions Extending from Rigid Mask Body on the Distal side of the Prong Part and Along the Two Different Recited Directions

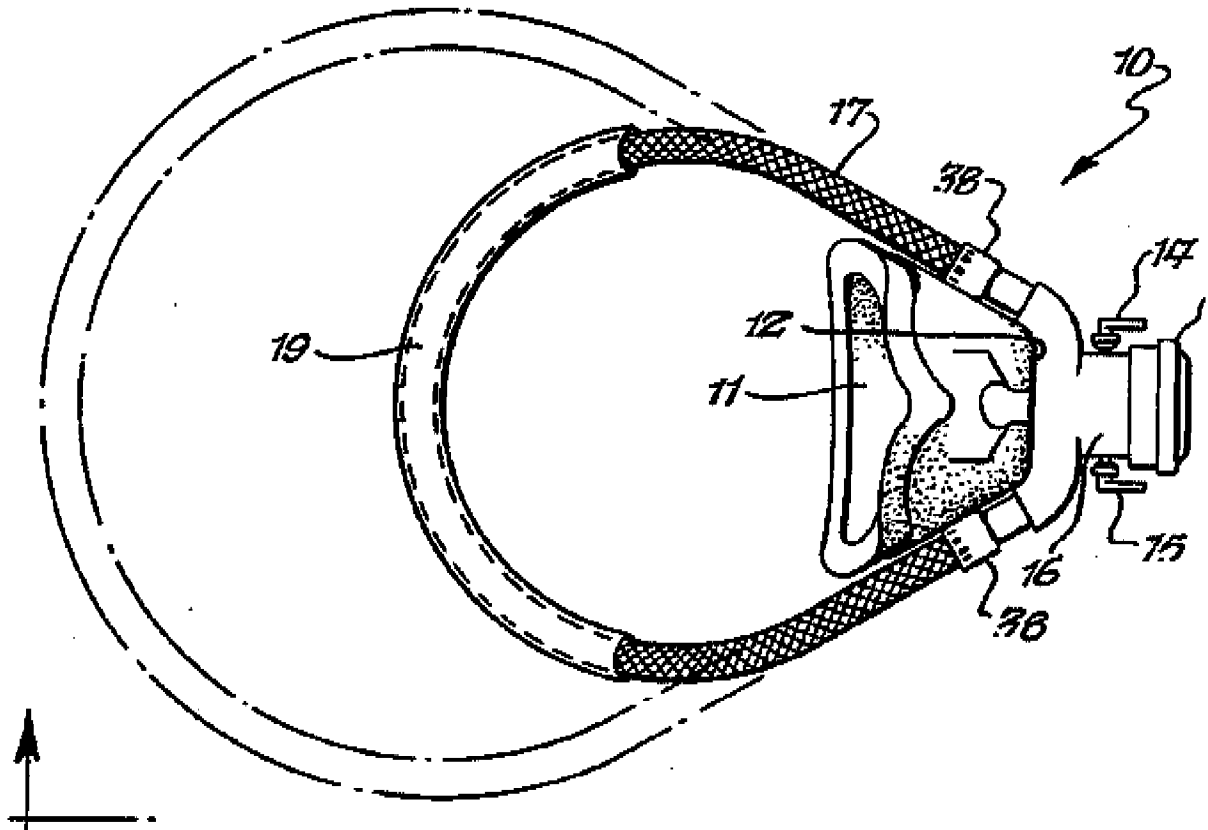
Wilkie shows a mask having a prong part with a strap attached to the proximal side of the prong part and configured to press against the user's upper lip.



mask. The strap is made from a flexible elastomeric material such as silastic and is shaped so that the central area 12a of the strap is curved to generally conform to the shape of the area of a human face between a human's mouth and the base of their nose (see FIG. 2). Note that hereinafter the human is referred to as a patient. On the opposite side of the central area of the strap 12a which contacts a patient's face, there is a manifold or chamber 18. The manifold is also made from the same flexible elastomeric material as the strap. The

Piljay Does not Teach Head Gear Extensions Extending from Rigid Mask Body Laterally, Beyond Outer Periphery of Seal Body

Piljay shows a mask having a cup-shaped face member 11, a housing 126, and a headstrap 17, but no headgear extensions extending from a rigid mask body and along two directions, including laterally away from the rigid mask body beyond an outer periphery of the cup-shaped face member.

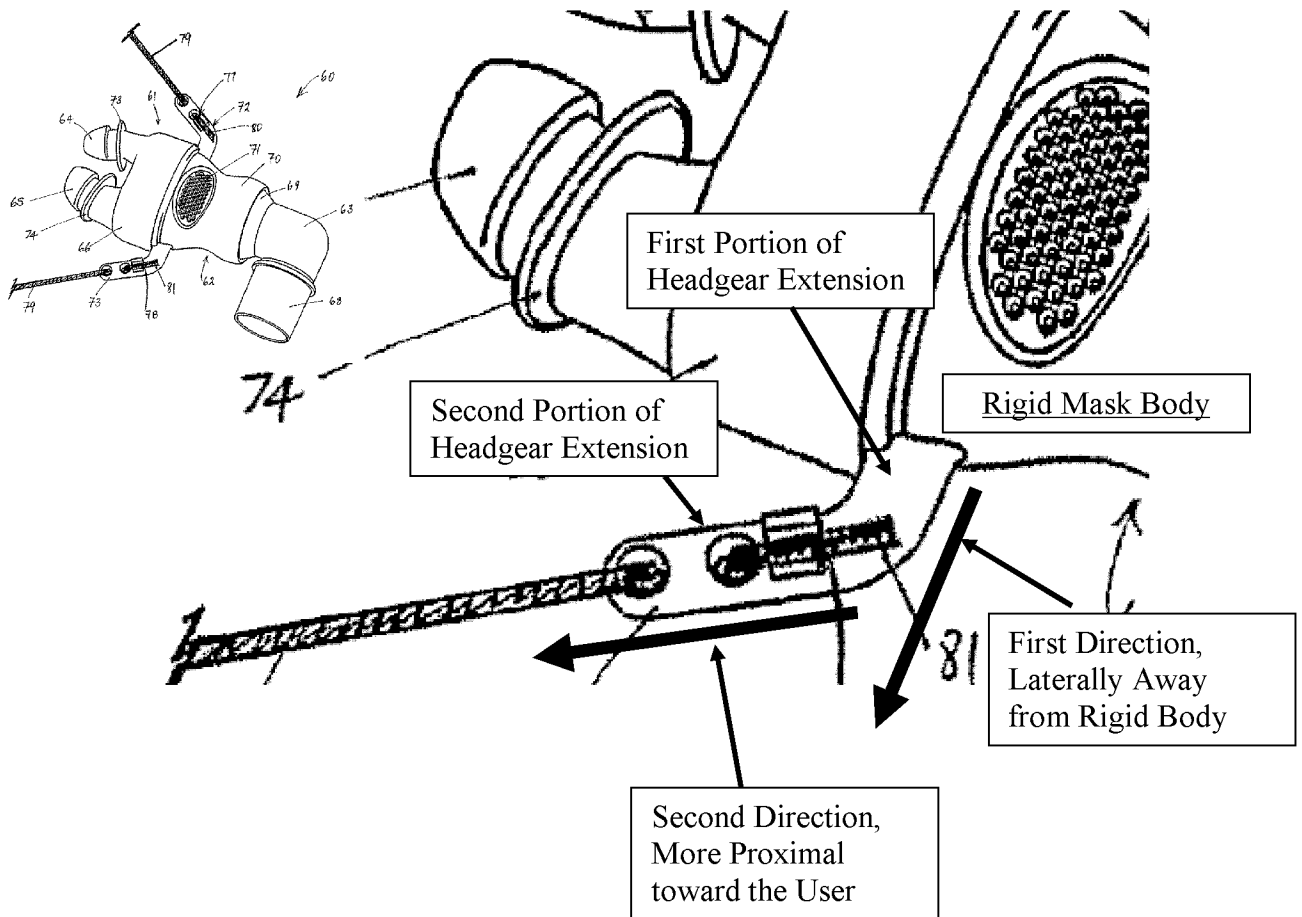


22591789
020116

Summary of Issues for Discussion

The claims of the present application cover the non-limiting embodiment of Figures 9-11. As recited in claims 1, 6, and 17, the mask assembly includes a rigid mask body and head gear extensions (one labeled below). The head gear extensions include a distal end **connected** to the rigid mask body and proximal ends disposed proximally toward the user (in use).

The head gear extensions also **extend from the rigid mask body** first along a lateral direction, then along a second direction extending more proximally toward the user.

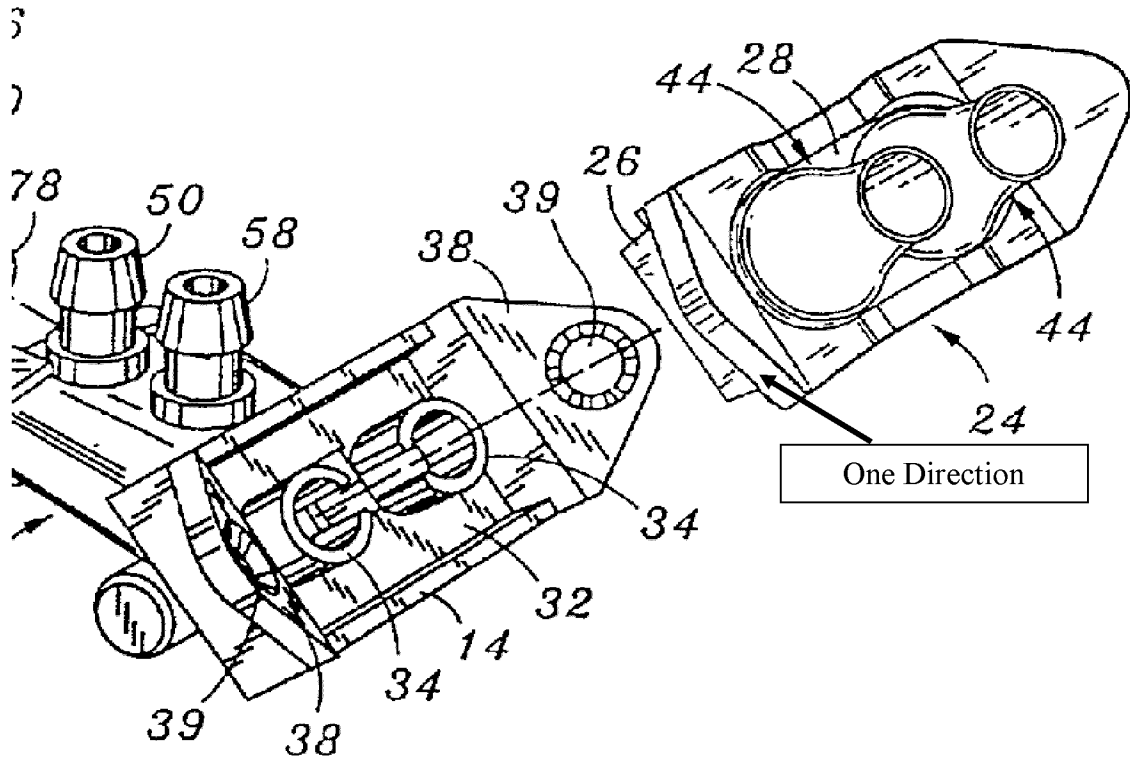


None of the cited references show this structure.

The cited prior art references are summarized below:

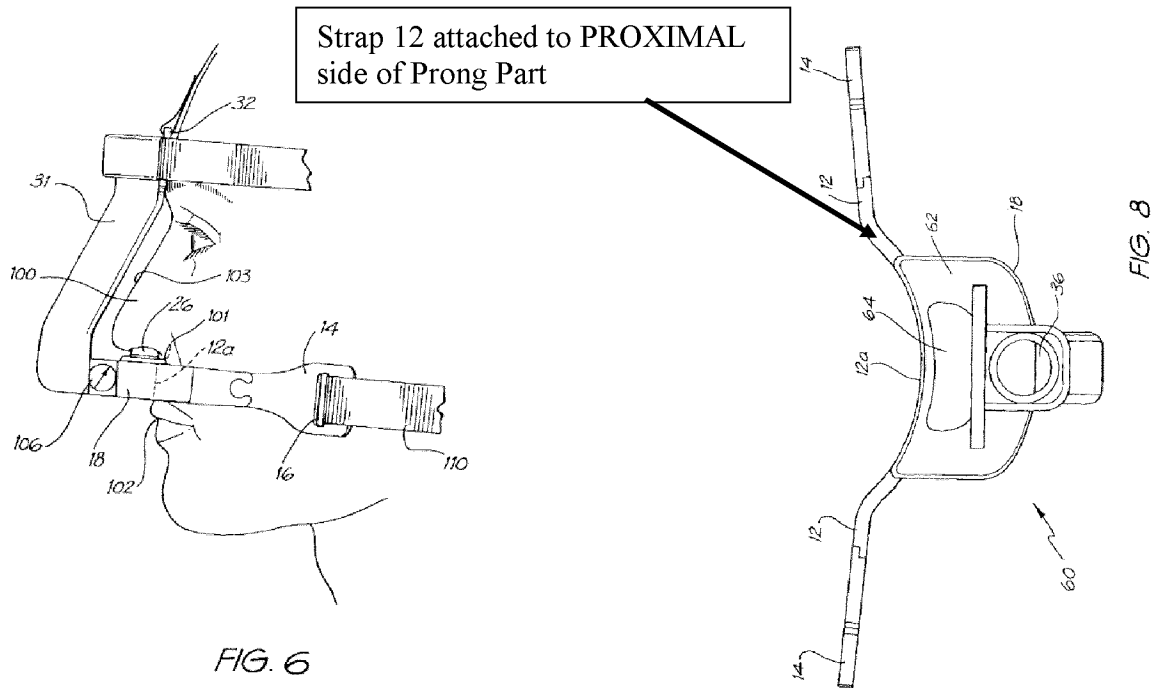
Stenzler et al Does not Teach Head Gear Extensions Extending from Rigid Mask Body Along Two Different Directions

Stenzler Shows triangular flanges extending from a nose piece member 24 along ONE DIRECTION. The flanges do not extend along a first lateral direction then along a second direction more proximal toward a user.



Wilkie et al Does not Teach Head Gear Extensions Extending from Rigid Mask Body on the Distal side of the Prong Part and Along the Two Different Recited Directions

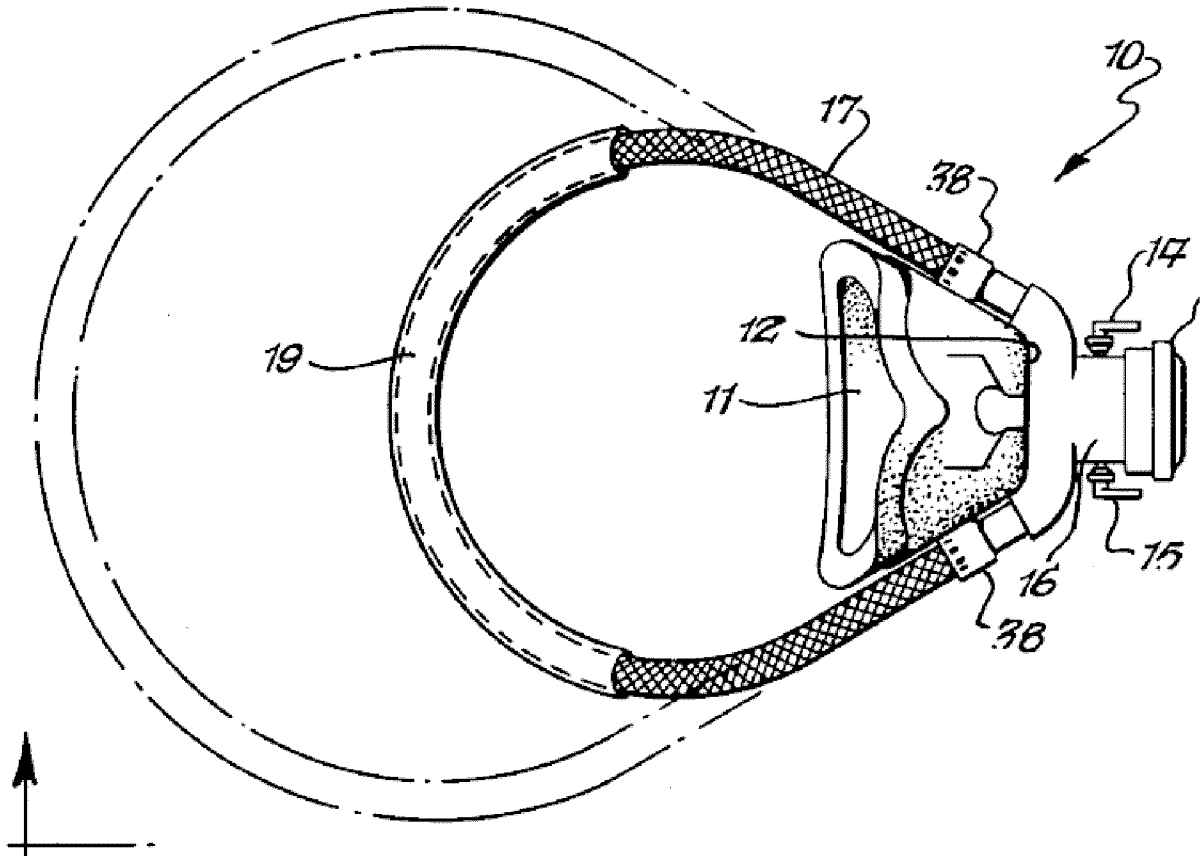
Wilkie shows a mask having a prong part with a strap attached to the proximal side of the prong part and configured to press against the user's upper lip.



mask. The strap is made from a flexible elastomeric material such as silastic and is shaped so that the central area **12a** of the strap is curved to generally conform to the shape of the area of a human face between a human's mouth and the base of their nose (see FIG. 2). Note that hereinafter the human is referred to as a patient. On the opposite side of the central area of the strap **12a** which contacts a patient's face, there is a manifold or chamber **18**. The manifold is also made from the same flexible elastomeric material as the strap. The

Piljay Does not Teach Head Gear Extensions Extending from Rigid Mask Body Laterally, Beyond Outer Periphery of Seal Body

Piljay shows a mask having a cup-shaped face member 11, a housing 126, and a headstrap 17, but no headgear extensions extending from a rigid mask body and along two directions, including laterally away from the rigid mask body beyond an outer periphery of the cup-shaped face member.



FPHCR.112C2

App. No.: **14/846,226**

Filing Date: **September 4, 2015**

BREATHING ASSISTANCE APPARATUS

1. A mask assembly for delivering positive airway pressure to a user, the mask comprising:

a rigid mask body comprising a central portion, an outer surface having at least a curved portion and a mask body periphery, the mask body periphery comprising a left peripheral side and a right peripheral side;

a prong part comprising a hollow body removably sealed to the rigid mask body defining an enclosed space, a prong part periphery extending along a periphery of the hollow body, and first and second nasal prongs extending from the hollow body, the periphery of the prong part removably sealed to the mask body periphery in use, the prong part being formed as a single piece and being more flexible than the rigid mask body;

an inspiratory conduit connected to the rigid mask body configured to deliver pressurized gases into the enclosed space defined by the rigid mask body and the prong part for inhalation by a user in use;

a headgear arrangement configured to maintain the prong part in a position with the first and second prongs against a user's nares in use, the headgear arrangement comprising first and second headgear extensions and a headgear strap;

the first headgear extension having a distal end connected to the left peripheral side of the rigid mask body on a distal side of the prong part, and a proximal end disposed proximally toward a left side of a user's face in use, the first headgear extension comprising a first portion and a second portion, the first portion of the first headgear extension comprising the distal end of the first headgear extension and extending at least along a first lateral direction extending laterally away from the left peripheral side of the rigid mask body and beyond an outer periphery of the prong part, the second portion of the first headgear extension extending from the first portion, along a second direction extending more proximally toward the user than the first direction in use;

the second headgear extension having a distal end connected to the right peripheral side of the rigid mask body on the distal side of the prong part, and a proximal

end disposed proximally toward a right side of a user's face in use, the second headgear extension comprising a first portion and a second portion, the first portion of the second headgear extension comprising the distal end of the second headgear extension and extending at least along a third lateral direction extending laterally away from the rigid mask body and beyond the outer periphery of the prong part, the second portion of the second headgear extension extending from the first portion, along a fourth direction extending more proximally toward the user than the third direction in use;

the headgear strap comprising a flexible tube having first and second ends, the first end connected to the first headgear extension at a first location between the distal end and the proximal ends of the first headgear extension and a second end connected to the second headgear extension at a second location disposed between the proximal and distal ends of the second headgear extension; and

at least a first bias flow vent disposed on the curved portion of the outer surface of the rigid mask body, the first bias flow vent being configured to vent a gas from the enclosed space between the rigid mask body and the prong part, to an outside of the rigid mask body during use.

2. The mask assembly of Claim 1, wherein the first bias flow vent comprises a flow vent outer surface, the flow vent outer surface being recessed inwardly from the curved portion of the outer surface of the rigid mask body.

3. The mask assembly of Claim 1, additionally comprising a conduit connection disposed on the rigid mask body and connecting the inspiratory conduit to the rigid mask body, the first bias flow vent comprising a plurality of apertures arranged symmetrically on left and right sides of the conduit connection.

4. The mask assembly of Claim 1, wherein the rigid mask body is configured to direct gases entering the rigid mask body from the conduit away from the bias flow vent.

5. The mask assembly of Claim 4, wherein the rigid mask body is configured to direct gases entering the rigid mask body from the prong part toward the bias flow vent.

6. A mask assembly for delivering positive airway pressure to a user, the mask comprising:

a rigid mask body comprising a central portion, an outer surface having at least a curved portion;

an inspiratory conduit connected to the rigid mask body;

a prong part comprising a hollow body and first and second nasal prongs extending from the hollow body, the hollow body removably connected to the mask body;

a first headgear extension having a distal end connected to the rigid mask body on a distal side of the prong part, and a proximal end disposed proximally toward a user in use, the first headgear extension comprising a first portion and a second portion, the first portion of the first headgear extension comprising the distal end of the first headgear extension and extending at least along a first lateral direction extending laterally away from the rigid mask body and beyond an outer periphery of the prong part, the second portion of the first headgear extension extending from the first portion, along a second direction extending more proximally toward the user than the first direction in use;

a second headgear extension having a distal end connected to the rigid mask body on the distal side of the prong part, and a proximal end disposed proximally toward a user in use, the second headgear extension comprising a first portion and a second portion, the first portion of the second headgear extension comprising the distal end of the second headgear extension and extending at least along a third lateral direction extending laterally away from the rigid mask body and beyond the outer periphery of the prong part, the second portion of the second headgear extension along a fourth direction more proximally toward the user than the third direction in use; and

a headgear strap connected to the first headgear extension at a first location between the distal end and the proximal ends of the first headgear extension and connected to the second headgear extension at a second location disposed between the proximal and distal ends of the second headgear extension.

7. The mask assembly of Claim 6, wherein the first portion of the first headgear extension is shorter than the second portion of the first headgear extension and the first portion of the second headgear extension is shorter than the second portion of the second headgear extension.

8. The mask assembly of Claim 6, wherein the headgear strap comprises a flexible tube and is connected to the second portion of the first headgear extension and the second portion of the second headgear extension.

9. The mask assembly of Claim 6, wherein the first portion of the first headgear extension and the first portion of the second headgear extension extend laterally outward distally of a sealing location between the prong part and the mask body and the second portion of the first headgear extension and the second portion of the second headgear extension terminate proximally of the sealing location between the prong part and the mask body.

10. The mask assembly of Claim 6, wherein the headstrap comprises first and second ends, the first end extending along first and second opposite sides of the second portion of the first headgear extension at the connection to the first headgear extension, the second end extending along first and second opposite sides of the second portion of the second headgear extension at the connection to the second headgear extension.

11. The mask assembly of Claim 6, wherein the second portion of the first headgear extension and the second portion of the second headgear extension terminate proximally of a mating region between the hollow body of the prong portion and the rigid mask body.

12. The mask assembly of Claim 6, wherein the hollow body of the prong portion and the rigid mask body overlap each other in a mating region.

13. The mask assembly of Claim 12, wherein the hollow body, the first prong and the second prong are integrally formed in a monolithic component.

14. The mask assembly of Claim 12, wherein the first prong and the second prong are angled toward each other in the proximal direction.

15. The mask assembly of Claim 6, wherein the rigid mask body comprises a recessed curved portion of the curved outer which is recessed inwardly into the rigid mask body relative

to a surrounding portion of the curved outer surface, the recessed curved portion comprising a plurality of apertures defining a bias flow outlet vent.

16. The mask assembly of Claim 6, wherein the rigid mask body is configured to direct gases entering the rigid mask body from the conduit away from the bias flow vent, and to direct gases entering the rigid mask body from the prong part toward the bias flow vent.

17. A mask assembly for delivering positive airway pressure to a user, the mask comprising:

a rigid mask body;

an inspiratory conduit connected to the rigid mask body;

a prong part comprising a hollow body and first and second nasal prongs extending from the hollow body, the hollow body removably connected to the mask body;

a first headgear extension having a distal end connected to the rigid mask body on a distal side of the prong part and a proximal end disposed proximally toward a user in use, the first headgear extension extending from the rigid mask body, at least along a first lateral direction extending laterally away from the rigid mask body and beyond an outer periphery of the prong part and along a second direction extending more proximally toward the user than the first direction in use; and

a second headgear extension having a distal end connected to the rigid mask body on the distal side of the prong part and a proximal end disposed proximally toward a user in use, the second headgear extension extending from the rigid mask body at least along a third lateral direction extending laterally away from the rigid mask body and beyond the outer periphery of the prong part and[[, the second portion of the second headgear extension]] along a fourth direction more proximally toward the user than the third direction in use.

18. The mask assembly of Claim 17 additionally comprising a headgear strap connected to the first headgear extension at a first location between the distal end and the proximal ends of

the first headgear extension and connected to the second headgear extension at a second location disposed between the proximal and distal ends of the second headgear extension.

19. The mask assembly of Claim 18, wherein the headgear strap comprises a flexible tube engaged with the first and second headgear extensions.

22289533
22296930
121615

Knobbe Martens

INTELLECTUAL PROPERTY LAW

KNOBBE, MARTENS, OLSON & BEAR, LLP

2040 Main St., 14th Fl., Irvine, CA 92614
T (949) 760-0404Steven P. Ruden, Ph.D.
Steven.Ruden@knobbe.com**Facsimile Transmittal Sheet**

ORIGINAL WILL NOT FOLLOW

Confidentiality Notice:

The documents accompanying this facsimile transmission contain confidential information which may be legally privileged. The information is intended only for the use of the recipient named below. If you have received this facsimile in error, please immediately notify us by telephone to arrange for return of the original documents to us; and any disclosure, copying, distribution or the taking of any action in reliance on the contents of this faxed information is strictly prohibited.

TO: Examiner Annette Dixon
 USPTO FACSIMILE NO.: (571) 273-3392
 USPTO REFERENCE: Inventor: Alastair Edwin McAuley, et al.
 Serial No.: 14/846,226
 Filed: September 4, 2015
 Title: BREATHING ASSISTANCE APPARATUS
 ATTORNEY: Michael A. Guiliana
 PHONE NO.: (949) 721-6384
 ATTORNEY DOCKET NO.: FPHCR.112C2
 TOTAL PAGES: 2 (INCLUDING COVER SHEET)
 DATE: February 3, 2016

IF YOU DID NOT RECEIVE ALL OF THE PAGES, PLEASE CALL BACK IMMEDIATELY.

Facsimile Operator Phone Number: (949) 760-0404

Direct Line to Machine: (949) 760-9502

MESSAGE: ***Please see attached Draft Interview Agenda (Suppl.) in 1 page.***

***** PLEASE DO NOT ENTER INTO FILE
(FOR DISCUSSION PURPOSES ONLY)*****

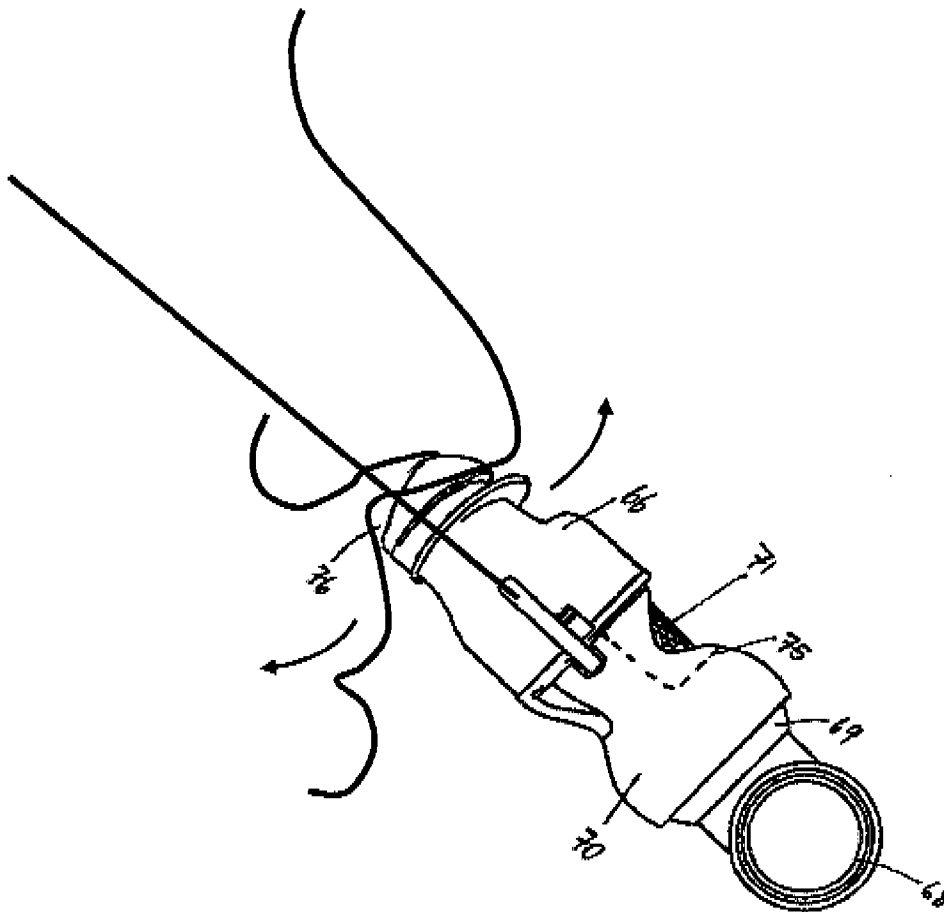
DRAFT INTERVIEW AGENDA (Suppl.)

U.S. Application No.: 14/846,226 (FPHCR.112C2)

Date/Time: Thursday, February 04, 2016; 1:30 PM Eastern

Attendees: Examiner Annette Dixon, Michael A. Guiliana (Reg. No. 42,611),
Xiaoyan Wang

The following figure is submitted only for illustration in the interview and not intended as proposed amendment to the drawings:



RECEIVED
CENTRAL FAX CENTER

FEB 05 2016

Knobbe Martens

INTELLECTUAL PROPERTY LAW

KNOBBE, MARTENS, OLSON & BEAR, LLP

2040 Main St., 14th Fl., Irvine, CA 92614
T (949) 760-0404

Facsimile Transmittal Sheet

ORIGINAL WILL NOT FOLLOW

Confidentiality Notice:

The documents accompanying this facsimile transmission contain confidential information which may be legally privileged. The information is intended only for the use of the recipient named below. If you have received this facsimile in error, please immediately notify us by telephone to arrange for return of the original documents to us; and any disclosure, copying, distribution or the taking of any action in reliance on the contents of this faxed information is strictly prohibited.

TO: Examiner Annette Dixon

USPTO FACSIMILE NO.: (571) 273-3392

USPTO REFERENCE: Inventor: Alastair Edwin McAuley, et al.
Serial No.: 14/846,226
Filed: September 4, 2015
Title: BREATHING ASSISTANCE APPARATUS

ATTORNEY: Michael A. Guiliiana

PHONE NO.: (949) 721-6384

ATTORNEY DOCKET NO.: FPHCR.112C2

TOTAL PAGES: 7 (INCLUDING COVER SHEET)

DATE: February 5, 2016

IF YOU DID NOT RECEIVE ALL OF THE PAGES, PLEASE CALL BACK IMMEDIATELY:

Facsimile Operator Phone Number: (949) 760-0404

Direct Line to Machine: (949) 760-9502

MESSAGE: *Please see attached Claims for Interview Request in 6 pages.*

PRINTED IN
CENTRAL FAX
FEB 11 2016

FEB 05 2016

FPHCR.112C2

App. No.: 14/846,226

Filing Date: September 4, 2015

Claims for Interview Request

BREATHING ASSISTANCE APPARATUS

1. (Currently Amended) A mask assembly for delivering positive airway pressure to a user, the mask comprising:

a rigid mask body comprising a central portion, an outer surface having at least a curved portion and a mask body periphery, the mask body periphery comprising a left peripheral side and a right peripheral side;

a prong part comprising a hollow body removably sealed to the rigid mask body defining an enclosed space, a prong part periphery extending along a periphery of the hollow body, and first and second nasal prongs extending from the hollow body, the periphery of the prong part removably sealed to the mask body periphery in use, the prong part being formed as a single piece and being more flexible than the rigid mask body;

an inspiratory conduit connected to the rigid mask body configured to deliver pressurized gases into the enclosed space defined by the rigid mask body and the prong part for inhalation by a user in use;

a headgear arrangement configured to maintain the prong part in a position with the first and second prongs against a user's nares in use, the headgear arrangement comprising first and second headgear extensions and a headgear strap;

the first headgear extension having a distal end connected to the left peripheral side of the rigid mask body on a distal side of the prong part at a location spaced from a user in use, and a proximal end disposed proximally toward a left side of a user's face in use, the first headgear extension comprising a first portion and a second portion, the first portion of the first headgear extension comprising the distal end of the first headgear extension and extending at least along a first lateral direction extending laterally away from the left peripheral side of the rigid mask body and beyond an outer periphery of the prong part, the second portion of the first headgear extension extending from the first portion, along a second direction extending more proximally toward the user than the first direction in use;

FPHCR.112C2

App. No.: 14/846,226

Filing Date: September 4, 2015

Claims for Interview Request

BREATHING ASSISTANCE APPARATUS

the second headgear extension having a distal end connected to the right peripheral side of the rigid mask body on the distal side of the prong part at a location spaced from a user in use, and a proximal end disposed proximally toward a right side of a user's face in use, the second headgear extension comprising a first portion and a second portion, the first portion of the second headgear extension comprising the distal end of the second headgear extension and extending at least along a third lateral direction extending laterally away from the rigid mask body and beyond the outer periphery of the prong part, the second portion of the second headgear extension extending from the first portion, along a fourth direction extending more proximally toward the user than the third direction in use;

the headgear strap comprising a flexible tube having first and second ends, the first end connected to the first headgear extension at a first location between the distal end and the proximal ends of the first headgear extension and a second end connected to the second headgear extension at a second location disposed between the proximal and distal ends of the second headgear extension; and

at least a first bias flow vent disposed on the curved portion of the outer surface of the rigid mask body, the first bias flow vent being configured to vent a gas from the enclosed space between the rigid mask body and the prong part, to an outside of the rigid mask body during use.

2. The mask assembly of Claim 1, wherein the first bias flow vent comprises a flow vent outer surface, the flow vent outer surface being recessed inwardly from the curved portion of the outer surface of the rigid mask body.

3. The mask assembly of Claim 1, additionally comprising a conduit connection disposed on the rigid mask body and connecting the inspiratory conduit to the rigid mask body, the first bias flow vent comprising a plurality of apertures arranged symmetrically on left and right sides of the conduit connection.

4. The mask assembly of Claim 1, wherein the rigid mask body is configured to direct gases entering the rigid mask body from the conduit away from the bias flow vent.

FPHCR.112C2

BREATHING ASSISTANCE APPARATUS

App. No.: 14/846,226

Filing Date: September 4, 2015

Claims for Interview Request

5. The mask assembly of Claim 4, wherein the rigid mask body is configured to direct gases entering the rigid mask body from the prong part toward the bias flow vent.

6. A mask assembly for delivering positive airway pressure to a user, the mask comprising:

a rigid mask body comprising a central portion, an outer surface having at least a curved portion;

an inspiratory conduit connected to the rigid mask body;

a prong part comprising a hollow body and first and second nasal prongs extending from the hollow body, the hollow body removably connected to the mask body;

a first headgear extension having a distal end connected to the rigid mask body on a distal side of the prong part at a location spaced from a user in use, and a proximal end disposed proximally toward a user in use, the first headgear extension comprising a first portion and a second portion, the first portion of the first headgear extension comprising the distal end of the first headgear extension and extending at least along a first lateral direction extending laterally away from the rigid mask body and beyond an outer periphery of the prong part, the second portion of the first headgear extension extending from the first portion, along a second direction extending more proximally toward the user than the first direction in use;

a second headgear extension having a distal end connected to the rigid mask body on the distal side of the prong part at a location spaced from a user in use, and a proximal end disposed proximally toward a user in use, the second headgear extension comprising a first portion and a second portion, the first portion of the second headgear extension comprising the distal end of the second headgear extension and extending at least along a third lateral direction extending laterally away from the rigid mask body and beyond the outer periphery of the prong part, the second portion of the second headgear extension along a fourth direction more proximally toward the user than the third direction in use; and

FPHCR.112C2

App. No.: 14/846,226

Filing Date: September 4, 2015

BREATHING ASSISTANCE APPARATUS

Claims for Interview Request

a headgear strap connected to the first headgear extension at a first location between the distal end and the proximal ends of the first headgear extension and connected to the second headgear extension at a second location disposed between the proximal and distal ends of the second headgear extension.

7. The mask assembly of Claim 6, wherein the first portion of the first headgear extension is shorter than the second portion of the first headgear extension and the first portion of the second headgear extension is shorter than the second portion of the second headgear extension.

8. The mask assembly of Claim 6, wherein the headgear strap comprises a flexible tube and is connected to the second portion of the first headgear extension and the second portion of the second headgear extension.

9. The mask assembly of Claim 6, wherein the first portion of the first headgear extension and the first portion of the second headgear extension extend laterally outward distally of a sealing location between the prong part and the mask body and the second portion of the first headgear extension and the second portion of the second headgear extension terminate proximally of the sealing location between the prong part and the mask body.

10. The mask assembly of Claim 6, wherein the headstrap comprises first and second ends, the first end extending along first and second opposite sides of the second portion of the first headgear extension at the connection to the first headgear extension, the second end extending along first and second opposite sides of the second portion of the second headgear extension at the connection to the second headgear extension.

11. The mask assembly of Claim 6, wherein the second portion of the first headgear extension and the second portion of the second headgear extension terminate proximally of a mating region between the hollow body of the prong portion and the rigid mask body.

12. The mask assembly of Claim 6, wherein the hollow body of the prong portion and the rigid mask body overlap each other in a mating region.

13. The mask assembly of Claim 12, wherein the hollow body, the first prong and the second prong are integrally formed in a monolithic component.

FPIICR.112C2

App. No.: 14/846,226

Filing Date: September 4, 2015

BREATHING ASSISTANCE APPARATUS

Claims for Interview Request

14. The mask assembly of Claim 12, wherein the first prong and the second prong are angled toward each other in the proximal direction.

15. The mask assembly of Claim 6, wherein the rigid mask body comprises a recessed curved portion of the curved outer which is recessed inwardly into the rigid mask body relative to a surrounding portion of the curved outer surface, the recessed curved portion comprising a plurality of apertures defining a bias flow outlet vent.

16. The mask assembly of Claim 6, wherein the rigid mask body is configured to direct gases entering the rigid mask body from the conduit away from the bias flow vent, and to direct gases entering the rigid mask body from the prong part toward the bias flow vent.

17. A mask assembly for delivering positive airway pressure to a user, the mask comprising:

a rigid mask body;

an inspiratory conduit connected to the rigid mask body;

a prong part comprising a hollow body and first and second nasal prongs extending from the hollow body, the hollow body removably connected to the mask body;

a first headgear extension having a distal end connected to the rigid mask body on a distal side of the prong part at a location spaced from a user in use, and a proximal end disposed proximally toward a user in use, the first headgear extension extending from the rigid mask body, at least along a first lateral direction extending laterally away from the rigid mask body and beyond an outer periphery of the prong part and along a second direction extending more proximally toward the user than the first direction in use; and

a second headgear extension having a distal end connected to the rigid mask body on the distal side of the prong part at a location spaced from a user in use, and a proximal end disposed proximally toward a user in use, the second headgear extension extending from the rigid mask body at least along a third lateral direction extending laterally away from the rigid mask body and beyond the outer periphery of the prong part and[[, the

FPHCR.112C2

App. No.: **14/846,226**

Filing Date: **September 4, 2015**

BREATHING ASSISTANCE APPARATUS

Claims for Interview Request

second portion of the second headgear extension]] along a fourth direction more proximally toward the user than the third direction in use.

18. The mask assembly of Claim 17 additionally comprising a headgear strap connected to the first headgear extension at a first location between the distal end and the proximal ends of the first headgear extension and connected to the second headgear extension at a second location disposed between the proximal and distal ends of the second headgear extension.

19. The mask assembly of Claim 18, wherein the headgear strap comprises a flexible tube engaged with the first and second headgear extensions.

22625854
020416

Applicant Initiated Interview Request Form

Application No.: 14/846226 First Named Applicant: Alastair Edwin McAuley
 Examiner: Annette Fredricka Dixon Art Unit: 3778 Status of Application: Pending

Tentative Participants:

(1) Michael A. Guiliana, Esq. (2) _____
 (3) _____ (4) _____

Proposed Date of Interview: 1/13/2016 Proposed Time: 2:00 PM EST (AM/PM)

Type of Interview Requested:

(1) Telephonic (2) Personal (3) Video Conference

Exhibit To Be Shown or Demonstrated: YES NO

If yes, provide brief description: _____ See attachment

Issues To Be Discussed

Issues (Rej., Obj., etc)	Claims/ Fig. #s	Prior Art	Discussed	Agreed	Not Agreed
(1) <u>103</u>	<u>1-2, 4, 5, 8, 19</u>	<u>Stenzler</u>	<input type="checkbox"/>	<input type="checkbox"/>	<input type="checkbox"/>
(2) <u>103</u>	<u>6-7, 9-18</u>	<u>Stenzler & Wilkie</u>	<input type="checkbox"/>	<input type="checkbox"/>	<input type="checkbox"/>
(3) <u>103</u>	<u>3</u>	<u>Chandran & Thomlinson</u>	<input type="checkbox"/>	<input type="checkbox"/>	<input type="checkbox"/>
(4) <u>101, 112(2)</u>	<u>1-19</u>	_____	<input type="checkbox"/>	<input type="checkbox"/>	<input type="checkbox"/>

Continuation Sheet Attached Proposed Amendment or Arguments Attached

Brief Description of Arguments to be Presented: _____

An interview was conducted on the above-identified application on _____

NOTE: This form should be completed and filed by applicant in advance of the interview (see MPEP § 713.01). If this form is signed by a registered practitioner not of record, the Office will accept this as an indication that he or she is authorized to conduct an interview on behalf of the principal (37 CFR 1.32(a)(3)) pursuant to 37 CFR 1.34. This is not a power of attorney to any above named practitioner. See the Instruction Sheet for this form, which is incorporated by reference. By signing this form, applicant or practitioner is certifying that he or she has read the Instruction Sheet. After the interview is conducted, applicant is advised to file a statement of the substance of this interview (37 CFR 1.133(b)) as soon as possible. This application will not be delayed from issue because of applicant's failure to submit a written record of this interview.

/Michael Guiliana/

Applicant/Applicant's Representative Signature

Michael A. Guiliana

Typed/Printed Name of Applicant or Representative

42611

Registration Number, if applicable

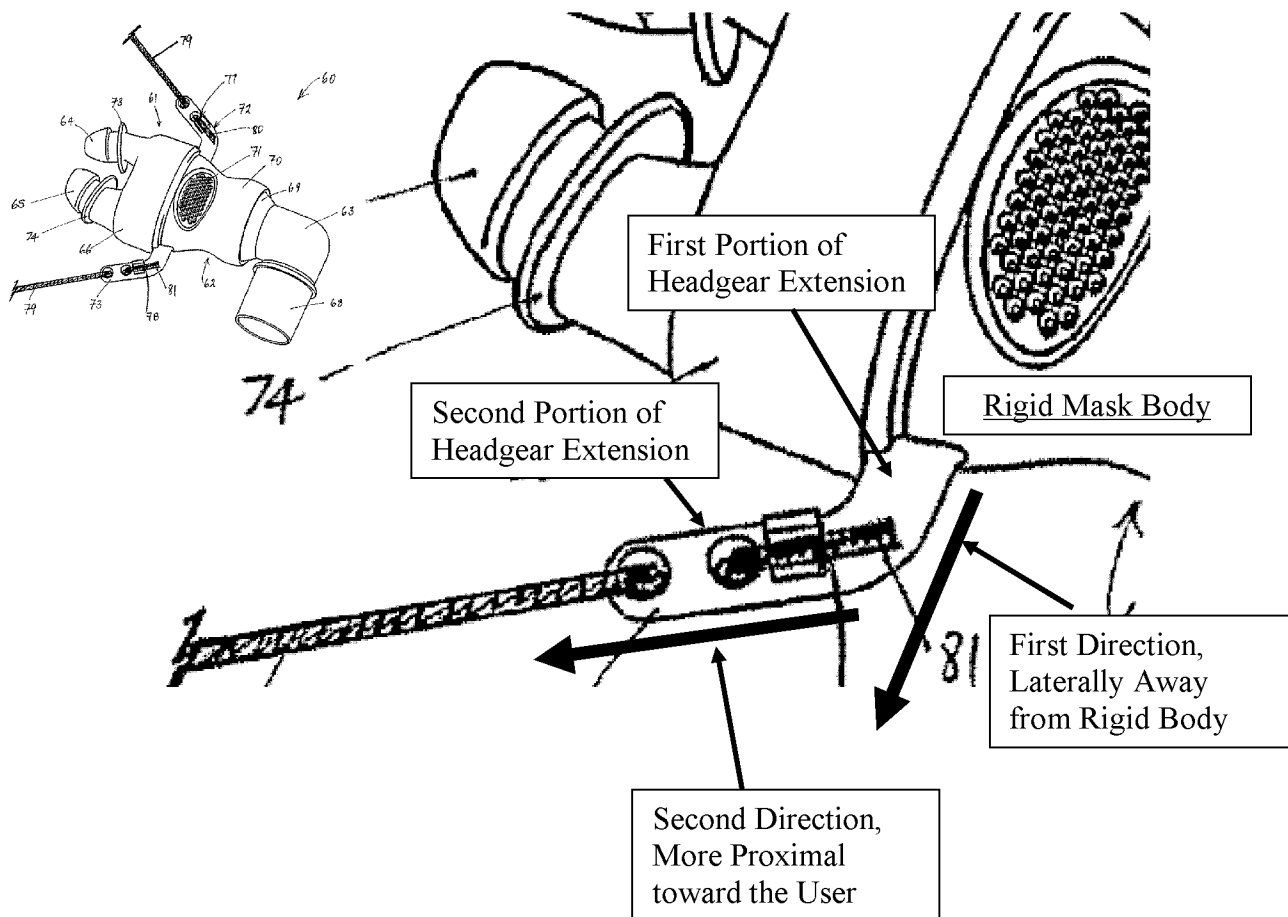
Examiner/SPE Signature

This collection of information is required by 37 CFR 1.133. The information is required to obtain or retain a benefit by the public which is to file (and by the USPTO to process) an application. Confidentiality is governed by 35 U.S.C. 122 and 37 CFR 1.11 and 1.14. This collection is estimated to take 24 minutes to complete, including gathering, preparing, and submitting the completed application form to the USPTO. Time will vary depending upon the individual case. Any comments on the amount of time you require to complete this form and/or suggestions for reducing this burden, should be sent to the Chief Information Officer, U.S. Patent and Trademark Office, U.S. Department of Commerce, P.O. Box 1450, Alexandria, VA 22313-1450. DO NOT SEND FEES OR COMPLETED FORMS TO THIS ADDRESS. SEND TO: Commissioner for Patents, P.O. Box 1450, Alexandria, VA 22313-1450.

Summary of Issues for Discussion

The claims of the present application cover the non-limiting embodiment of Figures 9-11. As recited in claims 1, 6, and 17, the mask assembly includes a rigid mask body and head gear extensions (one labeled below). The head gear extensions include a distal end **connected** to the rigid mask body and proximal ends disposed proximally toward the user (in use).

The head gear extensions also **extend from the rigid mask body** first along a lateral direction, then along a second direction extending more proximally toward the user.

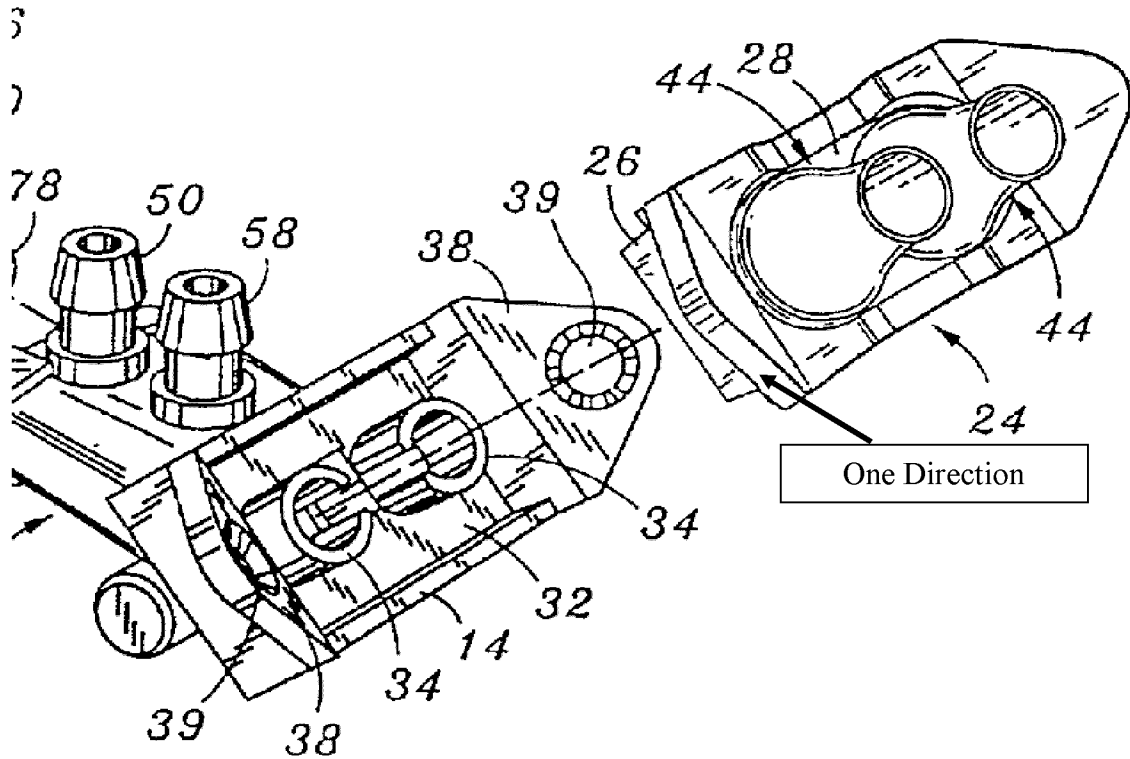


None of the cited references show this structure.

The cited prior art references are summarized below:

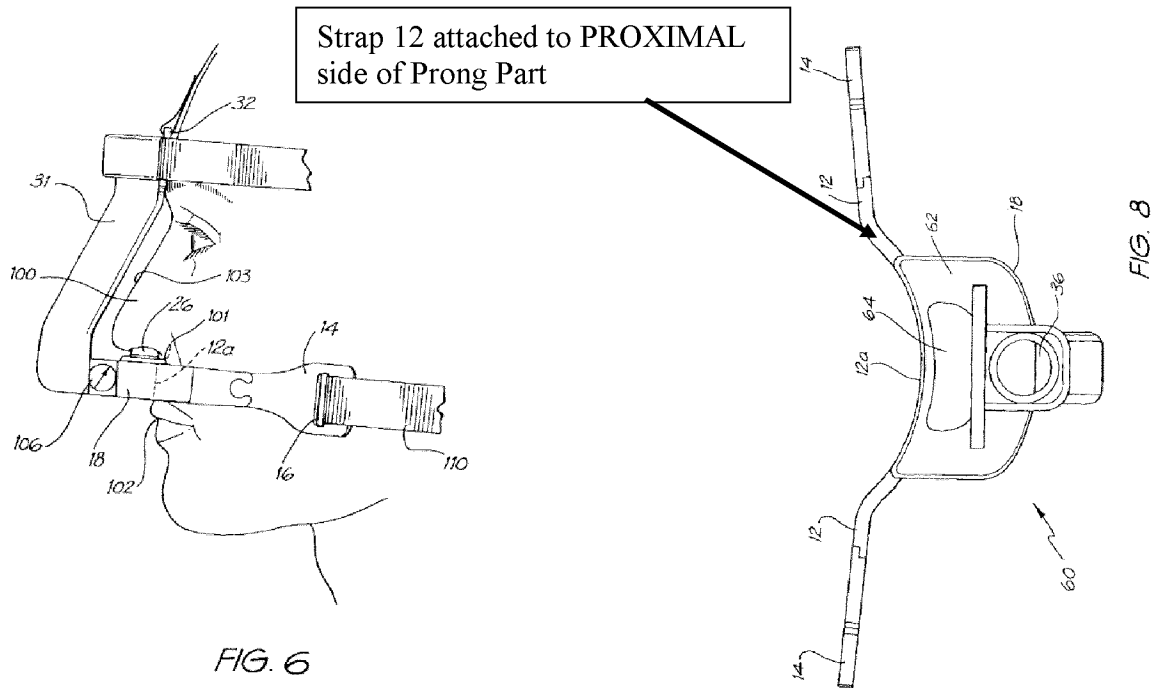
Stenzler et al Does not Teach Head Gear Extensions Extending from Rigid Mask Body Along Two Different Directions

Stenzler Shows triangular flanges extending from a nose piece member 24 along ONE DIRECTION. The flanges do not extend along a first lateral direction then along a second direction more proximal toward a user.



Wilkie et al Does not Teach Head Gear Extensions Extending from Rigid Mask Body on the Distal side of the Prong Part and Along the Two Different Recited Directions

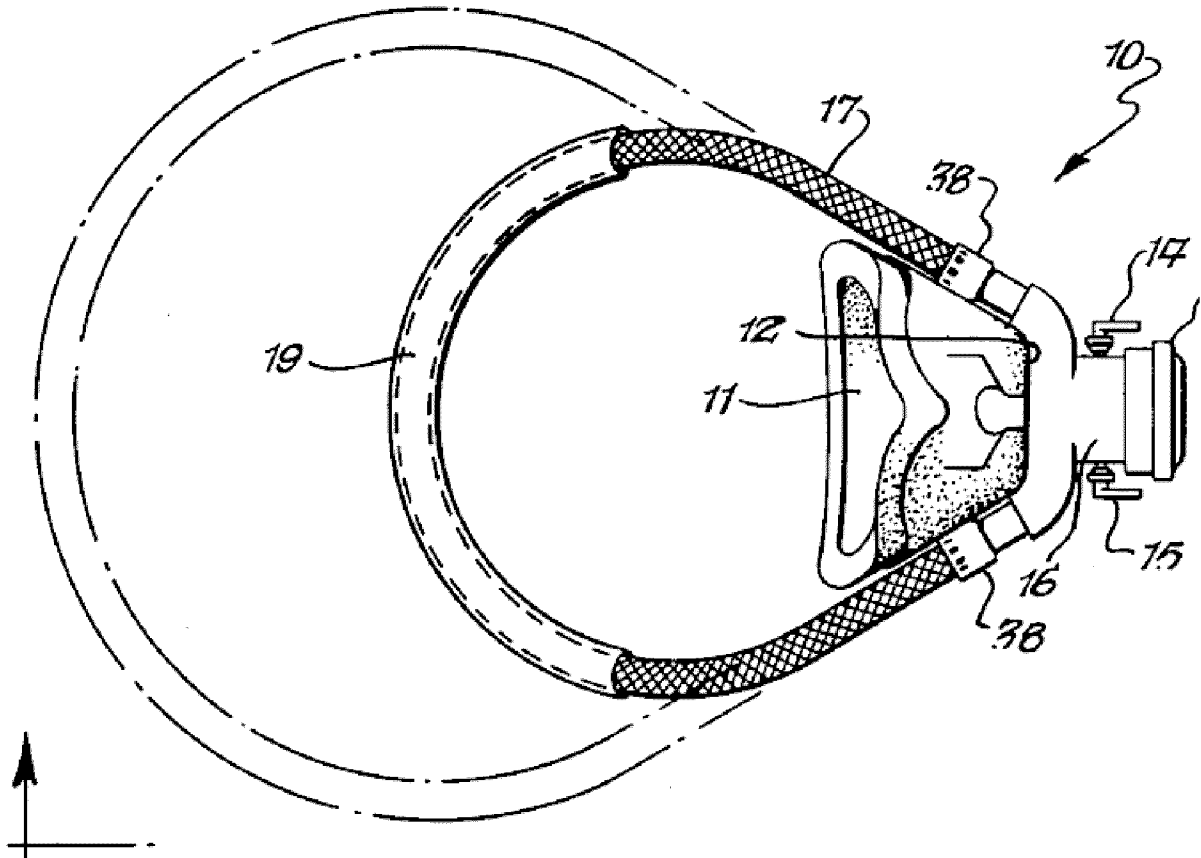
Wilkie shows a mask having a prong part with a strap attached to the proximal side of the prong part and configured to press against the user's upper lip.



mask. The strap is made from a flexible elastomeric material such as silastic and is shaped so that the central area **12a** of the strap is curved to generally conform to the shape of the area of a human face between a human's mouth and the base of their nose (see FIG. 2). Note that hereinafter the human is referred to as a patient. On the opposite side of the central area of the strap **12a** which contacts a patient's face, there is a manifold or chamber **18**. The manifold is also made from the same flexible elastomeric material as the strap. The

Piljay Does not Teach Head Gear Extensions Extending from Rigid Mask Body Laterally, Beyond Outer Periphery of Seal Body

Piljay shows a mask having a cup-shaped face member 11, a housing 126, and a headstrap 17, but no headgear extensions extending from a rigid mask body and along two directions, including laterally away from the rigid mask body beyond an outer periphery of the cup-shaped face member.



1. A mask assembly for delivering positive airway pressure to a user, the mask comprising:

a rigid mask body comprising a central portion, an outer surface having at least a curved portion and a mask body periphery, the mask body periphery comprising a left peripheral side and a right peripheral side;

a prong part comprising a hollow body removably sealed to the rigid mask body defining an enclosed space, a prong part periphery extending along a periphery of the hollow body, and first and second nasal prongs extending from the hollow body, the periphery of the prong part removably sealed to the mask body periphery in use, the prong part being formed as a single piece and being more flexible than the rigid mask body;

an inspiratory conduit connected to the rigid mask body configured to deliver pressurized gases into the enclosed space defined by the rigid mask body and the prong part for inhalation by a user in use;

a headgear arrangement configured to maintain the prong part in a position with the first and second prongs against a user's nares in use, the headgear arrangement comprising first and second headgear extensions and a headgear strap;

the first headgear extension having a distal end connected to the left peripheral side of the rigid mask body on a distal side of the prong part, and a proximal end disposed proximally toward a left side of a user's face in use, the first headgear extension comprising a first portion and a second portion, the first portion of the first headgear extension comprising the distal end of the first headgear extension and extending at least along a first lateral direction extending laterally away from the left peripheral side of the rigid mask body and beyond an outer periphery of the prong part, the second portion of the first headgear extension extending from the first portion, along a second direction extending more proximally toward the user than the first direction in use;

the second headgear extension having a distal end connected to the right peripheral side of the rigid mask body on the distal side of the prong part, and a proximal

end disposed proximally toward a right side of a user's face in use, the second headgear extension comprising a first portion and a second portion, the first portion of the second headgear extension comprising the distal end of the second headgear extension and extending at least along a third lateral direction extending laterally away from the rigid mask body and beyond the outer periphery of the prong part, the second portion of the second headgear extension extending from the first portion, along a fourth direction extending more proximally toward the user than the third direction in use;

the headgear strap comprising a flexible tube having first and second ends, the first end connected to the first headgear extension at a first location between the distal end and the proximal ends of the first headgear extension and a second end connected to the second headgear extension at a second location disposed between the proximal and distal ends of the second headgear extension; and

at least a first bias flow vent disposed on the curved portion of the outer surface of the rigid mask body, the first bias flow vent being configured to vent a gas from the enclosed space between the rigid mask body and the prong part, to an outside of the rigid mask body during use.

2. The mask assembly of Claim 1, wherein the first bias flow vent comprises a flow vent outer surface, the flow vent outer surface being recessed inwardly from the curved portion of the outer surface of the rigid mask body.

3. The mask assembly of Claim 1, additionally comprising a conduit connection disposed on the rigid mask body and connecting the inspiratory conduit to the rigid mask body, the first bias flow vent comprising a plurality of apertures arranged symmetrically on left and right sides of the conduit connection.

4. The mask assembly of Claim 1, wherein the rigid mask body is configured to direct gases entering the rigid mask body from the conduit away from the bias flow vent.

5. The mask assembly of Claim 4, wherein the rigid mask body is configured to direct gases entering the rigid mask body from the prong part toward the bias flow vent.

6. A mask assembly for delivering positive airway pressure to a user, the mask comprising:

a rigid mask body comprising a central portion, an outer surface having at least a curved portion;

an inspiratory conduit connected to the rigid mask body;

a prong part comprising a hollow body and first and second nasal prongs extending from the hollow body, the hollow body removably connected to the mask body;

a first headgear extension having a distal end connected to the rigid mask body on a distal side of the prong part, and a proximal end disposed proximally toward a user in use, the first headgear extension comprising a first portion and a second portion, the first portion of the first headgear extension comprising the distal end of the first headgear extension and extending at least along a first lateral direction extending laterally away from the rigid mask body and beyond an outer periphery of the prong part, the second portion of the first headgear extension extending from the first portion, along a second direction extending more proximally toward the user than the first direction in use;

a second headgear extension having a distal end connected to the rigid mask body on the distal side of the prong part, and a proximal end disposed proximally toward a user in use, the second headgear extension comprising a first portion and a second portion, the first portion of the second headgear extension comprising the distal end of the second headgear extension and extending at least along a third lateral direction extending laterally away from the rigid mask body and beyond the outer periphery of the prong part, the second portion of the second headgear extension along a fourth direction more proximally toward the user than the third direction in use; and

a headgear strap connected to the first headgear extension at a first location between the distal end and the proximal ends of the first headgear extension and connected to the second headgear extension at a second location disposed between the proximal and distal ends of the second headgear extension.

7. The mask assembly of Claim 6, wherein the first portion of the first headgear extension is shorter than the second portion of the first headgear extension and the first portion of the second headgear extension is shorter than the second portion of the second headgear extension.

8. The mask assembly of Claim 6, wherein the headgear strap comprises a flexible tube and is connected to the second portion of the first headgear extension and the second portion of the second headgear extension.

9. The mask assembly of Claim 6, wherein the first portion of the first headgear extension and the first portion of the second headgear extension extend laterally outward distally of a sealing location between the prong part and the mask body and the second portion of the first headgear extension and the second portion of the second headgear extension terminate proximally of the sealing location between the prong part and the mask body.

10. The mask assembly of Claim 6, wherein the headstrap comprises first and second ends, the first end extending along first and second opposite sides of the second portion of the first headgear extension at the connection to the first headgear extension, the second end extending along first and second opposite sides of the second portion of the second headgear extension at the connection to the second headgear extension.

11. The mask assembly of Claim 6, wherein the second portion of the first headgear extension and the second portion of the second headgear extension terminate proximally of a mating region between the hollow body of the prong portion and the rigid mask body.

12. The mask assembly of Claim 6, wherein the hollow body of the prong portion and the rigid mask body overlap each other in a mating region.

13. The mask assembly of Claim 12, wherein the hollow body, the first prong and the second prong are integrally formed in a monolithic component.

14. The mask assembly of Claim 12, wherein the first prong and the second prong are angled toward each other in the proximal direction.

15. The mask assembly of Claim 6, wherein the rigid mask body comprises a recessed curved portion of the curved outer which is recessed inwardly into the rigid mask body relative

to a surrounding portion of the curved outer surface, the recessed curved portion comprising a plurality of apertures defining a bias flow outlet vent.

16. The mask assembly of Claim 6, wherein the rigid mask body is configured to direct gases entering the rigid mask body from the conduit away from the bias flow vent, and to direct gases entering the rigid mask body from the prong part toward the bias flow vent.

17. A mask assembly for delivering positive airway pressure to a user, the mask comprising:

a rigid mask body;

an inspiratory conduit connected to the rigid mask body;

a prong part comprising a hollow body and first and second nasal prongs extending from the hollow body, the hollow body removably connected to the mask body;

a first headgear extension having a distal end connected to the rigid mask body on a distal side of the prong part and a proximal end disposed proximally toward a user in use, the first headgear extension extending from the rigid mask body, at least along a first lateral direction extending laterally away from the rigid mask body and beyond an outer periphery of the prong part and along a second direction extending more proximally toward the user than the first direction in use; and

a second headgear extension having a distal end connected to the rigid mask body on the distal side of the prong part and a proximal end disposed proximally toward a user in use, the second headgear extension extending from the rigid mask body at least along a third lateral direction extending laterally away from the rigid mask body and beyond the outer periphery of the prong part and[[, the second portion of the second headgear extension]] along a fourth direction more proximally toward the user than the third direction in use.

18. The mask assembly of Claim 17 additionally comprising a headgear strap connected to the first headgear extension at a first location between the distal end and the proximal ends of

the first headgear extension and connected to the second headgear extension at a second location disposed between the proximal and distal ends of the second headgear extension.

19. The mask assembly of Claim 18, wherein the headgear strap comprises a flexible tube engaged with the first and second headgear extensions.

22289533
22296930
121615

Electronic Acknowledgement Receipt

EFS ID:	24521356
Application Number:	14846226
International Application Number:	
Confirmation Number:	8898
Title of Invention:	BREATHING ASSISTANCE APPARATUS
First Named Inventor/Applicant Name:	Alastair Edwin McAuley
Customer Number:	20995
Filer:	Michael A. Guiliana/ThuyQuyen Nguyen
Filer Authorized By:	Michael A. Guiliana
Attorney Docket Number:	FPHCR.112C2
Receipt Date:	04-JAN-2016
Filing Date:	04-SEP-2015
Time Stamp:	19:24:18
Application Type:	Utility under 35 USC 111(a)

Payment information:

Submitted with Payment	no
------------------------	----

File Listing:

Document Number	Document Description	File Name	File Size(Bytes)/ Message Digest	Multi Part /.zip	Pages (if appl.)
1	First Action Interview - Schedule Interview request	FPHCR112C2_Interview_Request.pdf	522926 <small>b1f24bf39f80cf4ea7495e1154c958941ee78ad9b</small>	no	11

Warnings:

Information:

RMD

This Acknowledgement Receipt evidences receipt on the noted date by the USPTO of the indicated documents, characterized by the applicant, and including page counts, where applicable. It serves as evidence of receipt similar to a Post Card, as described in MPEP 503.

New Applications Under 35 U.S.C. 111

If a new application is being filed and the application includes the necessary components for a filing date (see 37 CFR 1.53(b)-(d) and MPEP 506), a Filing Receipt (37 CFR 1.54) will be issued in due course and the date shown on this Acknowledgement Receipt will establish the filing date of the application.

National Stage of an International Application under 35 U.S.C. 371

If a timely submission to enter the national stage of an international application is compliant with the conditions of 35 U.S.C. 371 and other applicable requirements a Form PCT/DO/EO/903 indicating acceptance of the application as a national stage submission under 35 U.S.C. 371 will be issued in addition to the Filing Receipt, in due course.

New International Application Filed with the USPTO as a Receiving Office

If a new international application is being filed and the international application includes the necessary components for an international filing date (see PCT Article 11 and MPEP 1810), a Notification of the International Application Number and of the International Filing Date (Form PCT/RO/105) will be issued in due course, subject to prescriptions concerning national security, and the date shown on this Acknowledgement Receipt will establish the international filing date of the application.



UNITED STATES PATENT AND TRADEMARK OFFICE

UNITED STATES DEPARTMENT OF COMMERCE
United States Patent and Trademark Office
Address: COMMISSIONER FOR PATENTS
P.O. Box 1450
Alexandria, Virginia 22313-1450
www.uspto.gov

Table with 4 columns: APPLICATION NUMBER (14/846,226), FILING OR 371(C) DATE (09/04/2015), FIRST NAMED APPLICANT (Alastair Edwin McAuley), ATTY. DOCKET NO./TITLE (FPHCR.112C2)

CONFIRMATION NO. 8898

PUBLICATION NOTICE

20995
KNOBBE MARTENS OLSON & BEAR LLP
2040 MAIN STREET
FOURTEENTH FLOOR
IRVINE, CA 92614



Title: BREATHING ASSISTANCE APPARATUS

Publication No. US-2015-0374946-A1
Publication Date: 12/31/2015

NOTICE OF PUBLICATION OF APPLICATION

The above-identified application will be electronically published as a patent application publication pursuant to 37 CFR 1.211, et seq. The patent application publication number and publication date are set forth above.

The publication may be accessed through the USPTO's publically available Searchable Databases via the Internet at www.uspto.gov. The direct link to access the publication is currently http://www.uspto.gov/patft/.

The publication process established by the Office does not provide for mailing a copy of the publication to applicant. A copy of the publication may be obtained from the Office upon payment of the appropriate fee set forth in 37 CFR 1.19(a)(1). Orders for copies of patent application publications are handled by the USPTO's Office of Public Records. The Office of Public Records can be reached by telephone at (703) 308-9726 or (800) 972-6382, by facsimile at (703) 305-8759, by mail addressed to the United States Patent and Trademark Office, Office of Public Records, Alexandria, VA 22313-1450 or via the Internet.

In addition, information on the status of the application, including the mailing date of Office actions and the dates of receipt of correspondence filed in the Office, may also be accessed via the Internet through the Patent Electronic Business Center at www.uspto.gov using the public side of the Patent Application Information and Retrieval (PAIR) system. The direct link to access this status information is currently http://pair.uspto.gov/. Prior to publication, such status information is confidential and may only be obtained by applicant using the private side of PAIR.

Further assistance in electronically accessing the publication, or about PAIR, is available by calling the Patent Electronic Business Center at 1-866-217-9197.

Office of Data Management, Application Assistance Unit (571) 272-4000, or (571) 272-4200, or 1-888-786-0101



UNITED STATES PATENT AND TRADEMARK OFFICE

UNITED STATES DEPARTMENT OF COMMERCE
United States Patent and Trademark Office
Address: COMMISSIONER FOR PATENTS
P.O. Box 1450
Alexandria, Virginia 22313-1450
www.uspto.gov

Table with 5 columns: APPLICATION NO., FILING DATE, FIRST NAMED INVENTOR, ATTORNEY DOCKET NO., CONFIRMATION NO.
14/846,226 09/04/2015 Alastair Edwin McAuley FPHCR.112C2 8898

20995 7590 12/04/2015
KNOBBE MARTENS OLSON & BEAR LLP
2040 MAIN STREET
FOURTEENTH FLOOR
IRVINE, CA 92614

EXAMINER

DIXON, ANNETTE FREDRICKA

ART UNIT PAPER NUMBER

3778

NOTIFICATION DATE DELIVERY MODE

12/04/2015

ELECTRONIC

Please find below and/or attached an Office communication concerning this application or proceeding.

The time period for reply, if any, is set in the attached communication.

Notice of the Office communication was sent electronically on above-indicated "Notification Date" to the following e-mail address(es):

jayna.cartee@knobbe.com
efiling@knobbe.com

Notice of References Cited	Application/Control No. 14/846,226	Applicant(s)/Patent Under Reexamination MCAULEY ET AL.	
	Examiner ANNETTE DIXON	Art Unit 3778	Page 1 of 1

U.S. PATENT DOCUMENTS

*		Document Number Country Code-Number-Kind Code	Date MM-YYYY	Name	CPC Classification	US Classification
*	A	US-2003/0200970 A1	10-2003	Stenzler, Alex	A61M16/0666	128/207.18
*	B	US-7,201,169 B2	04-2007	Wilkie; Paul	A61M16/06	128/207.13
*	C	US-4,437,462 A	03-1984	Piljay; Robert E.	A62B18/084	128/207.11
*	D	US-2006/0124131 A1	06-2006	Chandran; Sanjay	A61M16/06	128/206.28
*	E	US-2005/0011524 A1	01-2005	Thomlinson, Marguerite	A61M16/0666	128/207.18
	F	US-				
	G	US-				
	H	US-				
	I	US-				
	J	US-				
	K	US-				
	L	US-				
	M	US-				

FOREIGN PATENT DOCUMENTS

*		Document Number Country Code-Number-Kind Code	Date MM-YYYY	Country	Name	CPC Classification
	N					
	O					
	P					
	Q					
	R					
	S					
	T					

NON-PATENT DOCUMENTS

*		Include as applicable: Author, Title Date, Publisher, Edition or Volume, Pertinent Pages)
	U	
	V	
	W	
	X	

*A copy of this reference is not being furnished with this Office action. (See MPEP § 707.05(a).)
Dates in MM-YYYY format are publication dates. Classifications may be US or foreign.

First Action Interview Pilot Program Pre-Interview Communication	Application No. 14/846,226	Applicant(s) MCAULEY ET AL.	
	Examiner ANNETTE DIXON	Art Unit 3778	AIA (First Inventor to File) Status No

-The MAILING OR NOTIFICATION DATE of this communication appears on the cover sheet with the correspondence address -

THE SHORTENED STATUTORY PERIOD FOR REPLY IS SET TO EXPIRE **ONE MONTH OR THIRTY (30) DAYS**, WHICHEVER IS LONGER, FROM THE MAILING OR NOTIFICATION DATE OF THIS COMMUNICATION.

This time period for reply is extendable under 37 CFR 1.136(a) for only ONE additional MONTH.

This communication constitutes notice under 37 CFR 1.136(a)(1)(i).

Applicant must, within the time period for reply, file: (1) A letter requesting not to have a first action interview; (2) A reply under 37 CFR 1.111 waiving the first action interview and First Action Interview Office Action; or (3) An Applicant Initiated Interview Request Form (PTOL-413A) electronically via EFS-Web, accompanied by a proposed amendment or arguments, and schedule the interview within 2 months from the filing of the request. A failure to respond to this communication will be treated as a request not to have an interview. If applicant waives the First Action Interview Office Action, the instant Pre-Interview Communication is deemed the first Office Action on the Merits. The next subsequent Office action may be made final if appropriate. See MPEP 706.07(a).

Status

- 1) Responsive to communication(s) filed on 9/4/15.
- A declaration(s)/affidavit(s) under **37 CFR 1.130(b)** was/were filed on _____.

Disposition of Claims

- 2) Claim(s) 1-19 is/are pending in the application.
 - 2a) Of the above claim(s) _____ is/are withdrawn from consideration.
- 3) Claim(s) _____ is/are allowed.
- 4) Claim(s) 1-19 is/are rejected.
- 5) Claim(s) _____ is/are objected to.
- 6) Claim(s) _____ are subject to restriction and/or election requirement.

Application Papers

- 7) The specification is objected to by the Examiner.
- 8) The drawing(s) filed on _____ is/are: a) accepted or b) objected to by the Examiner.
 Applicant may not request that any objection to the drawing(s) be held in abeyance. See 37 CFR 1.85(a).
 Replacement drawing sheet(s) including the correction is required if the drawing(s) is objected to. See 37 CFR 1.121(d).

Priority under 35 U.S.C. § 119

- 9) Acknowledgment is made of a claim for foreign priority under 35 U.S.C. § 119(a)-(d) or (f).
 - a) All b) Some * c) None of:
 - 1. Certified copies of the priority documents have been received.
 - 2. Certified copies of the priority documents have been received in Application No. 10/598,026.
 - 3. Copies of the certified copies of the priority documents have been received in this National Stage application from the International Bureau (PCT Rule 17.2(a)).

*See the attached detailed Office action for a list of the certified copies not received.

Contact Information

Examiner's Telephone Number: (571)272-3392
 Examiner's Typical Work Schedule: Monday thru Friday 0630 to 1500
 Supervisor's Name: Jackie Ho

Supervisor's Telephone Number: 571-272-4696

Attachment(s)	
1) <input checked="" type="checkbox"/> Notice of References Cited (PTO-892)	3) <input type="checkbox"/> Interview Summary (PTO-413) Paper No(s)/Mail Date. _____
2) <input checked="" type="checkbox"/> Information Disclosure Statement(s) (PTO/SB/08) Paper No(s)/Mail Date <u>9/4/15</u>	4) <input type="checkbox"/> Other: _____

First Action Interview Pilot Program Pre-Interview Communication	Application No. 14/846,226	Applicant(s) MCAULEY ET AL.	
	Examiner ANNETTE DIXON	Art Unit 3778	AIA (First Inventor to File) Status No

Notification of Rejection(s) and/or Objection(s)

#	Claim(s)	Reference(s) (if applicable)	Rejection Statutory Basis	Brief Explanation of Rejection
1	1-19		101	Multiple references "towards a user" "toward a...side of the user's face" raises the issue that Applicant is positively reciting a human being. Applicant can overcome this rejection by reciting "adapted/configured to" language
2	1-19		112(2)	Multiple references to "first lateral direction" and a "third lateral direction"; however, there is no recitation of a "second lateral direction". It is unclear how there can be a "third lateral direction" without a "second lateral direction".
3	1-2,4, 5, 8, 19	A, B, C	103	Ref A discloses a multibody mask assembly having prong part (24), rigid mask body (12) and inspiratory conduit (70), where headgear extends from the rigid mask body (12) via headgear arrangement (38) and includes a headgear attachment opening (39). Figs 1, 2.
4	6-7, 9-18	A, B	103	See above modification of ref A in view of B.
5	3	A,B,C, D or E	103	Both refs D and E teach multibody mask assemblies having vents with a series of holes symmetrically oriented on the main body. This would be an obvious modification to take the single vent and modify for multiple symmetrical vents on right and left sides.

Expanded Discussion/Commentary

3		Yet, Ref A does not disclose the specific headgear arrangement, nor the construction of the headgear strap in a tubular arrangement. Ref B teaches a specific headgear arrangement using laterally extending arms in multiple parts (the combination of 12 and 14, Figure 1) to retain the device about the face of the user. Ref C teaches the construction of headgear straps (17) in tubular arrangements were known as a method of positioning the support device on the head of the user. These are obvious modifications to the Ref A by increasing headgear support.
DATE: 12/1/15		/ANNETTE DIXON/ Primary Examiner, Art Unit 3778

Notice of References Cited	Application/Control No. 14/846,226	Applicant(s)/Patent Under Reexamination MCAULEY ET AL.	
	Examiner ANNETTE DIXON	Art Unit 3778	Page 1 of 1

U.S. PATENT DOCUMENTS

*		Document Number Country Code-Number-Kind Code	Date MM-YYYY	Name	CPC Classification	US Classification
*	A	US-2003/0200970 A1	10-2003	Stenzler, Alex	A61M16/0666	128/207.18
*	B	US-7,201,169 B2	04-2007	Wilkie; Paul	A61M16/06	128/207.13
*	C	US-4,437,462 A	03-1984	Piljay; Robert E.	A62B18/084	128/207.11
*	D	US-2006/0124131 A1	06-2006	Chandran; Sanjay	A61M16/06	128/206.28
*	E	US-2005/0011524 A1	01-2005	Thomlinson, Marguerite	A61M16/0666	128/207.18
	F	US-				
	G	US-				
	H	US-				
	I	US-				
	J	US-				
	K	US-				
	L	US-				
	M	US-				

FOREIGN PATENT DOCUMENTS

*		Document Number Country Code-Number-Kind Code	Date MM-YYYY	Country	Name	CPC Classification
	N					
	O					
	P					
	Q					
	R					
	S					
	T					

NON-PATENT DOCUMENTS

*		Include as applicable: Author, Title Date, Publisher, Edition or Volume, Pertinent Pages)
	U	
	V	
	W	
	X	

*A copy of this reference is not being furnished with this Office action. (See MPEP § 707.05(a).)
Dates in MM-YYYY format are publication dates. Classifications may be US or foreign.

INFORMATION DISCLOSURE STATEMENT BY APPLICANT	Application No.	Unknown
	Filing Date	Herewith
	First Named Inventor	Alastair Edwin McAuley
	Art Unit	Unknown
<i>(Multiple sheets used when necessary)</i>	Examiner	Unknown
SHEET 1 OF 5	Attorney Docket No.	FPHCR.112C2

U.S. PATENT DOCUMENTS					
Examiner Initials	Cite No.	Document Number <i>Number - Kind Code (if known)</i> Example: 1,234,567 B1	Publication Date MM-DD-YYYY	Name	Pages, Columns, Lines Where Relevant Passages or Relevant Figures Appear
	1	301,111	07-01-1884	Genese	
	2	472,238	04-05-1892	Van Orden	
	3	577,926	03-02-1897	Miller	
	4	718,470	01-13-1903	Jones	
	5	751,091	02-02-1904	Moran	
	6	770,013	09-13-1904	Linn	
	7	1,635,545	07-12-1927	Drager	
	8	2,296,150	09-15-1942	Dockson et al.	
	9	2,359,506	10-03-1944	Battley et al.	
	10	2,388,604	11-06-1945	Eisenbud	
	11	2,508,050	05-16-1950	Valente	
	12	2,738,788	03-20-1956	Matheson et al.	
	13	2,843,121	07-15-1958	Hudson	
	14	2,859,748	11-11-1958	Hudson	
	15	3,490,452	01-20-1970	Greenfield	
	16	3,850,171	11-26-1974	Ball et al.	
	17	4,090,510	05-23-1978	Segersten	
	18	4,201,205	05-06-1980	Bartholomew	
	19	4,266,540	05-12-1981	Panzik et al.	
	20	4,354,488	10-18-1982	Bartos	
	21	4,367,735	01-11-1983	Dali	
	22	4,753,233	06-28-1988	Grimes	
	23	4,782,832	11-08-1988	Trimble et al.	
	24	4,856,508	08-15-1989	Tayebi	
	25	4,915,105	04-10-1990	Lee	
	26	4,941,467	07-17-1990	Takata	
	27	4,986,269	01-22-1991	Hakkinen	
	28	5,016,625	05-21-1991	Hsu et al.	

ALL REFERENCES CONSIDERED EXCEPT WHERE LINED THROUGH. /A.D./ (12/01/2015)

Examiner Signature	/Annette Dixon/ (12/01/2015)	Date Considered
<p>*Examiner: Initial if reference considered, whether or not citation is in conformance with MPEP 609. Draw line through citation if not in conformance and not considered. Include copy of this form with next communication to applicant.</p>		

T¹ - Place a check mark in this area when an English language Translation is attached.

INFORMATION DISCLOSURE STATEMENT BY APPLICANT	Application No.	Unknown
	Filing Date	Herewith
	First Named Inventor	Alastair Edwin McAuley
	Art Unit	Unknown
<i>(Multiple sheets used when necessary)</i>	Examiner	Unknown
SHEET 2 OF 5	Attorney Docket No.	FPHCR.112C2

U.S. PATENT DOCUMENTS					
Examiner Initials	Cite No.	Document Number <i>Number - Kind Code (if known)</i> Example: 1,234,567 B1	Publication Date MM-DD-YYYY	Name	Pages, Columns, Lines Where Relevant Passages or Relevant Figures Appear
	29	5,065,756	11-19-1991	Rapoport	
	30	5,094,236	03-10-1992	Amad	
	31	5,113,857	05-19-1992	Dickerman et al.	
	32	5,148,802	09-22-1992	Sanders et al.	
	33	5,245,995	09-21-1993	Sullivan et al.	
	34	5,269,296	12-14-1993	Landis	
	35	5,477,852	12-26-1995	Landis et al.	
	36	5,533,506	07-09-1996	Wood	
	37	5,551,419	09-03-1996	Froehlich et al.	
	38	5,595,174	01-21-19997	Gwaltney	
	39	5,657,752	08-19-1997	Landis et al.	
	40	5,752,510	05-19-1998	Goldstein	
	41	5,921,239	07-13-1999	McCall et al.	
	42	6,017,315	01-25-2000	Starr et al.	
	43	6,298,850	10-09-2001	Argraves	
	44	6,431,172	08-13-2002	Bordewick	
	45	6,435,181	08-20-2002	Jones, Jr. et al.	
	46	6,439,234	08-27-2002	Curti et al.	
	47	6,478,026	11-12-2002	Wood	
	48	6,561,188	08-13-2003	Ellis	
	49	6,561,191	05-13-2003	Kwok	
	50	6,581,594	06-24-2003	Drew, et al.	
	51	6,588,424	07-08-2003	Bardel	
	52	6,637,434	10-28-2003	Noble	
	53	6,644,315	11-11-2003	Ziaee	
	54	6,651,658	11-25-2003	Hill et al.	
	55	6,659,102	12-09-2003	Sico	
	56	6,662,803	12-16-2003	Gradon, et al.	

ALL REFERENCES CONSIDERED EXCEPT WHERE LINED THROUGH. /A.D./ (12/01/2015)

Examiner Signature <i>/Annette Dixon/ (12/01/2015)</i>	Date Considered
*Examiner: Initial if reference considered, whether or not citation is in conformance with MPEP 609. Draw line through citation if not in conformance and not considered. Include copy of this form with next communication to applicant.	

T¹ - Place a check mark in this area when an English language Translation is attached.

INFORMATION DISCLOSURE STATEMENT BY APPLICANT	Application No.	Unknown
	Filing Date	Herewith
	First Named Inventor	Alastair Edwin McAuley
	Art Unit	Unknown
<i>(Multiple sheets used when necessary)</i>	Examiner	Unknown
SHEET 3 OF 5	Attorney Docket No.	FPHCR.112C2

U.S. PATENT DOCUMENTS					
Examiner Initials	Cite No.	Document Number <i>Number - Kind Code (if known)</i> Example: 1,234,567 B1	Publication Date MM-DD-YYYY	Name	Pages, Columns, Lines Where Relevant Passages or Relevant Figures Appear
	57	6,679,265	01-20-2004	Strickland et al.	
	58	6,851,425	02-08-2005	Jaffre et al.	
	59	6,892,729	05-17-2005	Smith et al.	
	60	7,004,165	02-28-2006	Salcido	
	61	7,096,864	08-29-2006	Mayer et al.	
	62	7,201,169	04-10-2007	Wilkie et al.	
	63	7,207,333	04-24-2007	Tohara	
	64	7,210,481	05-01-2007	Lovell et al.	
	65	7,353,827	04-08-2008	Geist	
	66	8,042,539	10-25-2011	Chandran, et al.	
	67	8,783,257	07-22-2014	McAuley et al.	
	68	2002/0046755	04-25-2002	Voss	
	69	2002/0053347	05-09-2002	Ziaee	
	70	2002/0059935	05-23-2002	Wood	
	71	2002/0096178	07-25-2002	Ziaee	
	72	2003/0005933	01-09-2003	Izuchukwu	
	73	2003/0079749	05-01-2003	Strickland et al.	
	74	2003/0164170	09-02-2003	Resmed	
	75	2003/0196659	10-23-2003	Gradon, et al.	
	76	2003/0196664	10-23-2003	Jacobson	
	77	2003/0200970	10-30-2003	Stenzler et al.	
	78	2004/0226566	11-18-2004	Gunaratnam et al.	
	79	2005/0011524	01-20-2005	Thomlinson et al.	
	80	2005/0028822	02-10-2005	Sleeper et al.	
	81	2005/0205096	09-22-2005	Matula et al.	
	82	2007/0137653	06-21-2007	Wood	
	83	2012/0125339	05-24-2012	Ho et al.	
	84	D250,047	10-24-1978	Lewis, et al.	

ALL REFERENCES CONSIDERED EXCEPT WHERE LINED THROUGH. /A.D./ (12/01/2015)

Examiner Signature	/Annette Dixon/ (12/01/2015)	Date Considered
<p>*Examiner: Initial if reference considered, whether or not citation is in conformance with MPEP 609. Draw line through citation if not in conformance and not considered. Include copy of this form with next communication to applicant.</p>		

T¹ - Place a check mark in this area when an English language Translation is attached.

INFORMATION DISCLOSURE STATEMENT BY APPLICANT	Application No.	Unknown
	Filing Date	Herewith
	First Named Inventor	Alastair Edwin McAuley
	Art Unit	Unknown
<i>(Multiple sheets used when necessary)</i>	Examiner	Unknown
SHEET 4 OF 5	Attorney Docket No.	FPHCR.112C2

U.S. PATENT DOCUMENTS					
Examiner Initials	Cite No.	Document Number <i>Number - Kind Code (if known)</i> Example: 1,234,567 B1	Publication Date MM-DD-YYYY	Name	Pages, Columns, Lines Where Relevant Passages or Relevant Figures Appear
	85	D250,131	10-31-1978	Lewis, et al.	
	86	D252,322	07-10-1979	Johnson	
	87	D293,613	01-05-1988	Wingler	
	88	D310,431	09-04-1990	Bellm	
	89	D320,677	10-08-1991	Kumagai et al.	
	90	D321,419	11-05-1991	Wallace	
	91	D340,317	10-12-1993	Cole	
	92	D354,128	01-03-1995	Rinehart	
	93	D355,484	02-14-1995	Rinehart	
	94	D378,610	05-25-1997	Reischel et al.	
	95	D440,302	04-10-2001	Wolfe	
	96	D455,891	04-23-2002	Biedrzycki	
	97	D520,140	05-02-2006	Chaggares	
	98	D526,094	08-01-2006	Chen	
	99	D686,313	07-16-2013	Matula et al.	

FOREIGN PATENT DOCUMENTS						
Examiner Initials	Cite No.	Foreign Patent Document <i>Country Code-Number-Kind Code</i> Example: JP 1234567 A1	Publication Date MM-DD-YYYY	Name	Pages, Columns, Lines Where Relevant Passages or Relevant Figures Appear	T ¹
	100	CA 131 16 62	12-22-1992	New England Thermoplastics, Inc.		
	101	CN 217 253 8	07-20-1994	Suda Telecommunications Applia		✓ - Abs
	102	EP1646910	08-19-2015	CareFusion 202, Inc.		
	103	GB 190 224 431	12-24-1902	Emery		
	104	GB 880 824	10-25-1961	Oxygenaire London Ltd.		
	105	GB 1 467 828	03-23-1977	Laerdal		
	106	WO2001/041854	06-14-2001	Vapotherm, Inc.		

ALL REFERENCES CONSIDERED EXCEPT WHERE LINED THROUGH. /A.D./ (12/01/2015)

Examiner Signature	<i>/Annette Dixon/ (12/01/2015)</i>	Date Considered
--------------------	-------------------------------------	-----------------

***Examiner:** Initial if reference considered, whether or not citation is in conformance with MPEP 609. Draw line through citation if not in conformance and not considered. Include copy of this form with next communication to applicant.

T¹ - Place a check mark in this area when an English language Translation is attached.

INFORMATION DISCLOSURE STATEMENT BY APPLICANT	Application No.	Unknown
	Filing Date	Herewith
	First Named Inventor	Alastair Edwin McAuley
	Art Unit	Unknown
<i>(Multiple sheets used when necessary)</i>	Examiner	Unknown
SHEET 5 OF 5	Attorney Docket No.	FPHCR.112C2

FOREIGN PATENT DOCUMENTS

Examiner Initials	Cite No.	Foreign Patent Document <i>Country Code-Number-Kind Code</i> Example: JP 1234567 A1	Publication Date MM-DD-YYYY	Name	Pages, Columns, Lines Where Relevant Passages or Relevant Figures Appear	T ¹
	107	WO2002/074372	09-26-2002	The Government of the U.S.A./Secretary of the Department of Health and Human Services		
	108	WO 2005/086946	09-22-2005	Respironics, Inc.		
	109	WO 2005/021075	03-10-2005	Fisher & Paykel Healthcare Limited		
	110	WO 2005/051468	06-09-2005	Resmed Limited		

21499012

ALL REFERENCES CONSIDERED EXCEPT WHERE LINED THROUGH. /A.D./ (12/01/2015)

Examiner Signature	<i>/Annette Dixon/ (12/01/2015)</i>	Date Considered
<p>*Examiner: Initial if reference considered, whether or not citation is in conformance with MPEP 609. Draw line through citation if not in conformance and not considered. Include copy of this form with next communication to applicant.</p>		


T¹ - Place a check mark in this area when an English language Translation is attached.


UNITED STATES PATENT AND TRADEMARK OFFICE

UNITED STATES DEPARTMENT OF COMMERCE
United States Patent and Trademark Office
 Address: COMMISSIONER FOR PATENTS
 P.O. Box 1450
 Alexandria, Virginia 22313-1450
 www.uspto.gov

BIB DATA SHEET
CONFIRMATION NO. 8898

SERIAL NUMBER	FILING or 371(c) DATE	CLASS	GROUP ART UNIT	ATTORNEY DOCKET NO.		
14/846,226	09/04/2015	128	3778	FPHCR.112C2		
APPLICANTS Fisher & Paykel Healthcare Limited, Auckland, NEW ZEALAND;						
INVENTORS Alastair Edwin McAuley, Dallas, TX; Craig Robert Prentice, Auckland, NEW ZEALAND; Oliver Gleeson, Auckland, NEW ZEALAND;						
** CONTINUING DATA ***** /ad/ This application is a CON of 14/333,134 07/16/2014 which is a CON of 10/598,026 10/18/2007 PAT 8783257 which is a 371 of PCT/NZ05/00023 02/18/2005						
** FOREIGN APPLICATIONS ***** /ad/ NEW ZEALAND 531332 02/23/2004 NEW ZEALAND 534606 08/06/2004						
** IF REQUIRED, FOREIGN FILING LICENSE GRANTED ** 09/18/2015						
Foreign Priority claimed <input checked="" type="checkbox"/> Yes <input type="checkbox"/> No	35 USC 119(a-d) conditions met <input checked="" type="checkbox"/> Yes <input type="checkbox"/> No	<input type="checkbox"/> Met after Allowance	STATE OR COUNTRY	SHEETS DRAWINGS	TOTAL CLAIMS	INDEPENDENT CLAIMS
Verified and	/ANNETTE FREDRICKA DIXON/ Examiner's Signature	Initials	TX	10	19	3
ADDRESS KNOBBE MARTENS OLSON & BEAR LLP 2040 MAIN STREET FOURTEENTH FLOOR IRVINE, CA 92614 UNITED STATES						
TITLE BREATHING ASSISTANCE APPARATUS						
FILING FEE RECEIVED 1600	FEES: Authority has been given in Paper No. _____ to charge/credit DEPOSIT ACCOUNT No. _____ for following:		<input type="checkbox"/> All Fees <input type="checkbox"/> 1.16 Fees (Filing) <input type="checkbox"/> 1.17 Fees (Processing Ext. of time) <input type="checkbox"/> 1.18 Fees (Issue) <input type="checkbox"/> Other _____ <input type="checkbox"/> Credit			

Index of Claims 	Application/Control No. 14846226	Applicant(s)/Patent Under Reexamination MCAULEY ET AL.
	Examiner ANNETTE DIXON	Art Unit 3778

✓	Rejected
=	Allowed

-	Cancelled
÷	Restricted

N	Non-Elected
I	Interference

A	Appeal
O	Objected

Claims renumbered in the same order as presented by applicant
 CPA
 T.D.
 R.1.47

CLAIM		DATE							
Final	Original	12/01/2015							
	1	✓							
	2	✓							
	3	✓							
	4	✓							
	5	✓							
	6	✓							
	7	✓							
	8	✓							
	9	✓							
	10	✓							
	11	✓							
	12	✓							
	13	✓							
	14	✓							
	15	✓							
	16	✓							
	17	✓							
	18	✓							
	19	✓							

EAST Search History

EAST Search History (Prior Art)

Ref #	Hits	Search Query	DBs	Default Operator	Plurals	Time Stamp
L1	265	("2738788" "20030164170" "20120125339" "0472238" "5657752" "5921239" "6892729" "0770013" "D520140" "D686313" "20050011524" "2843121" "2859748" "20020046755" "20020059935" "20030079749" "20040226566" "5752510" "6637434" "7207333" "7353827" "0751091" "6192886" "2359506" "2388604" "20030200970" "3850171" "4753233" "5016625" "5148802" "5477852" "6435181" "6439234" "6478026" "6588424" "6659102" "7096864" "8042539" "D293613" "D310431" "D355484" "D455891" "20150013678" "20050028822" "20050205096" "0301111" "4201205" "4856508" "5245995" "5269296" "5533506" "5595174" "6561191" "6662803" "D340317" "D526094" "2296150" "20020053347" "4354488" "4367735" "5113857" "6298850" "D320677" "D354128" "8783257" "20030196659" "20030196664" "4090510" "4266540" "4986269" "5065756" "5551419" "6651658" "7004165" "7210481" "0718470" "D321419" "D440302" "20030200970" "20120132209" "6561191" "2508050" "20020096178" "20030005933" "20050011524" "20070137653" "3490452" "4915105" "0577926" "6017315" "6581594" "6644315" "6851425" "D250047" "D250131" "D378610" "20060124131" "1635545" "4782832" "4941467" "5094236" "6431172" "6561188" "6679265" "7201169" "D252322").PN.	US-PGPUB; USPAT; USOCR; EPO; JPO; DERWENT; IBM_TDB	OR	ON	2015/12/01 10:25
L2	433	((headgear strap harness belt) with cheek) and "128".clas.	US-PGPUB; USPAT; USOCR; EPO; JPO; DERWENT; IBM_TDB	OR	ON	2015/12/01 10:52
L3	709	((headgear strap harness belt) with tube) and "128".clas. and @ad<="20040223"	US-PGPUB; USPAT; USOCR; EPO; JPO;	OR	ON	2015/12/01 11:07

			DERWENT; IBM_TDB			
L4	31	((headgear strap harness belt) adj tube) and "128".clas. and @ad<="20040223"	US-PGPUB; USPAT; USOCR; EPO; JPO; DERWENT; IBM_TDB	OR	ON	2015/12/01 11:08
L5	164	((headgear strap harness belt) with tubular) and "128".clas. and @ad<="20040223"	US-PGPUB; USPAT; USOCR; EPO; JPO; DERWENT; IBM_TDB	OR	ON	2015/12/01 11:09
L6	13	(("4437462") or ("7201169") or ("20030200970")).PN.	US-PGPUB; USPAT; USOCR; FPRS; EPO; JPO; DERWENT; IBM_TDB	OR	OFF	2015/12/01 12:05
L7	31369	(A61M15/08; A61M16/06; A61M16/0616; A61M16/0633; A61M16/0666; A61M16/0683; A61M16/0825; A61M16/208; A61M2210/0618; A61M2240/00; A62B18/00; A62B18/02; A62B18/08; A62B18/084; A62B35/00).cpc.	US-PGPUB; USPAT; USOCR; FPRS; EPO; JPO; DERWENT; IBM_TDB	OR	ON	2015/12/01 12:06
L8	161	(mcauley.in. near alastair) (prentice.in. near craig) (gleeson.in. near oliver)	US-PGPUB; USPAT; USOCR; EPO; JPO; DERWENT; IBM_TDB	OR	ON	2015/12/01 12:14
L9	4	L8 and ((headgear harness strap belt) and (lateral laterally) and (nose nostril nasal nare cannulae cannula)).clm.	US-PGPUB; USPAT; USOCR; FPRS; EPO; JPO; DERWENT; IBM_TDB	OR	ON	2015/12/01 12:14
S1	58	("6637434" "20020096178" "6651658" "7201169" "5148802" "5477852" "6679265" "5595174" "6431172" "4753233" "20020053347" "20050011524" "5533506" "5595174" "20050028822" "4367735" "5113857" "6298850" "4915105" "5245995" "4782832" "20030005933" "20050205096" "6478026" "6561188" "20040226566" "20050028822" "7207333" "7210481").PN.	US-PGPUB; USPAT; USOCR; EPO; JPO; DERWENT; IBM_TDB	OR	ON	2011/08/09 14:20
S2	1171	("0007476" "0077540" "0396936" "0428592" "0443191" "0603021" "0701538" "0718785" "0759152" "0812706" "0838434" "0853431" "0855439" "1109318" "1125542" "1155608" "1158780" "1162416" "1176886" "1192186" "1206045"	US-PGPUB; USPAT; USOCR	OR	ON	2011/08/09 14:27

"1221246"	"1270404"	"1322375"
"1362766"	"1443820"	"1610793"
"1632449"	"1823094"	
"20010023640"	"20010029954"	
"20020059935"	"20020162558"	
"20040089303"	"2016212"	
"2057397"	"2062325"	"2100374"
"2122897"	"2185997"	"2237954"
"2241535"	"2245969"	"2248477"
"2254854"	"2259817"	"2300273"
"2335936"	"2376871"	"2376971"
"2408136"	"2493326"	"2526586"
"2540567"	"2625155"	"2663297"
"2672138"	"2693178"	"2693182"
"2693800"	"2702089"	"2735432"
"2751906"	"2763263"	"2792000"
"2818861"	"2837090"	"2868196"
"2902033"	"2917045"	"2931356"
"2931358"	"3013556"	"3042035"
"3117574"	"3288138"	"3315672"
"3330273"	"3357428"	"3362404"
"3481339"	"3508543"	"3513844"
"3516407"	"3566862"	"3568678"
"3584621"	"3640282"	"3670726"
"3683907"	"3707151"	"3725953"
"3731678"	"3739774"	"3741208"
"3747597"	"3766924"	"3794036"
"3799164"	"3834383"	"3840006"
"3850176"	"3856051"	"3858615"
"3861385"	"3863630"	"3867946"
"3874380"	"3889671"	"3902486"
"3903893"	"3905335"	"3905361"
"3961627"	"3972327"	"4018221"
"4036221"	"4050466"	"4056104"
"4062357"	"4077404"	"4077779"
"4090518"	PN. OR ("4106505"	
"4114626"	"4151843"	"4154235"
"4156426"	"4167185"	"4178937"
"4201205"	"4210174"	"4216769"
"4221217"	"4226234"	"4231363"
"4235239"	"4239039"	"4248229"
"4249527"	"4249529"	"4266540"
"4267845"	"4270529"	"4273124"
"4278082"	"4284076"	"4312359"
"4327719"	"4334533"	"4337767"
"4347468"	"4354488"	"4367735"
"4369284"	"4406283"	"4412537"
"4414973"	"4417575"	"4421113"
"4422456"	"4430995"	"4446576"
"4454880"	"4458679"	"4465067"
"4469494"	"4477264"	"4478215"
"4491459"	"4493614"	"4506666"
"4537190"	"4538606"	"4549542"
"4570631"	"4572323"	"4587967"
"4593688"	"4601465"	"4614186"
"4617637"	"4630614"	"4637386"
"4648397"	"4648398"	"4655213"
"4660555"	"4665570"	"4674134"
"4676241"	"4683869"	"4686974"
"4699139"	"4706664"	"4707863"
"4736741"	"4742824"	"4753233"
"4768235"	"4770169"	"4773411"
"4774946"	"4782832"	"4790308"
"4793343"	"4799477"	"4799526"

"4801308"	"4807617"	"4811730"
"4818320"	"4821736"	"4823788"
"4826510"	"4830008"	"4836200"
"4838257"	"4840169"	"4850346"
"4856118"	"4859217"	"4899740"
"4915103"	"4915104"	"4915105"
"4915106"	"4919128"	"4925464"
"4938212"	"4944310"	"4960121"
"4967742"	"4968329"	"4971051"
"4971609"	"4989271"	"4996983"
"5000173"	"5003631"	"5003633"
"5011474"	"5018519"	"5022900"
"5024219"	"5024220"	"5025805"
"5029572").PN. OR ("5038772"		
"5042478"	"5046491"	"5062420"
"5065756"	"5074297"	"5074892"
"5087118"	"5093940"	"5105807"
"5109839"	"5112367"	"5113857"
"5114441"	"5117818"	"5121745"
"5127397"	"5134995"	"5137017"
"5138722"	"5139510"	"5146914"
"5148802"	"5161525"	"5181506"
"5188101"	"5199424"	"5222486"
"5226410"	"5243971"	"5245995"
"5265592"	"5265595"	"5267556"
"5268021"	"5269296"	"5271391"
"5284134"	"5299599"	"5305742"
"5331691"	"5333608"	"5334646"
"5335656"	"5335659"	"5343878"
"5349949"	"5365922"	"5366541"
"5372130"	"5375593"	"5385141"
"5390373"	"5394568"	"5396885"
"5398676"	"5400776"	"5400781"
"5413625"	"5417205"	"5425359"
"5429683"	"5437267"	"5438979"
"5477852"	"5485836"	"5485837"
"5490504"	"5495848"	"5507535"
"5509409"	"5511541"	"5513634"
"5513635"	"5517986"	"5522382"
"5526806"	"5533506"	"5535739"
"5540223"	"5560354"	"5568808"
"5570684"	"5592938"	"5593478"
"5595174"	"5617849"	"5626151"
"5636630"	"5645054"	"5645058"
"5647357"	"5657752"	"5660174"
"5662101"	"5665104"	"5682881"
"5687715"	"5704345"	"5704916"
"5706801"	"5715813"	"5724965"
"5727580"	"5730778"	"5740795"
"5740799"	"5746201"	"5752510"
"5752511"	"5775335"	"5794619"
"5807423"	"5814130"	"5814131"
"5820656"	"5827358"	"5848591"
"5874897"	"5884624"	"5890490"
"5891217"	"5893944"	"5896857"
"5906203").PN. OR ("5912422"		
"5921239"	"5928189"	"5931159"
"5966745"	"5975081"	"5988165"
"6000395"	"6001057"	"6006748"
"6010317"	"6010555"	"6012455"
"6019101"	"6028514"	"6029660"
"6029665"	"6044844"	"6050940"
"6051050"	"6056804"	"6068680"
"6076520"	"6091973"	"6098205"

		"6112746" "6119694" "6123072" "6143056" "6152135" "6152137" "6152991" "6165133" "6176538" "6176897" "6192886" "6196223" "6213955" "6253778" "6263874" "6298850" "6302107" "6346139" "6349724" "6354293" "6379312" "6401487" "6422240" "6431172" "6439234" "6478026" "6484725" "6561193" "6631718" "D156060" "D161337" "D248497" "D285496" "D304384" "D310431" "D333015" "D335322" "D385960" "D398987" "D402755" "D419658" "D421298" "D423096" "D428987" "RE35099" "RE35339" "RE36165").PN. OR ("2002/0053347" "2002/0096178" "2003/0005933" "2004/0226566" "2005/0011524" "2005/0028822" "2005/0205096" "4367735" "4753233" "4782832" "4915105" "5113857" "5148802" "5245995" "5477852" "5533506" "5595174" "6298850" "6431172" "6478026" "6561188" "6637434" "6651658" "6679265" "7201169" "7207333" "7210481").URPN.				
S3	61680	((nasal nose nare) with (cannula prong)) cannula)	US-PGPUB; USPAT; USOCR	OR	ON	2011/08/09 15:16
S4	4158	((nasal nose nare) with (cannula prong)) cannula) and "128".clas.	US-PGPUB; USPAT; USOCR	OR	ON	2011/08/09 15:16
S5	2375	((nasal nose nare) with (cannula prong)) cannula) and "128".clas. and @ad<="20040223"	US-PGPUB; USPAT; USOCR	OR	ON	2011/08/09 15:16
S6	12	("20100252044" "6626177" "6581601" "20070074724" "20030200970" "7578294" "7874293" "20040065330" "5193532" "20050011524" "4915105" "4782832").PN.	US-PGPUB; USPAT; USOCR	OR	ON	2011/08/09 15:41
S7	2453	angled with (prong cannula)	US-PGPUB; USPAT; USOCR; EPO; JPO; DERWENT; IBM_TDB	OR	ON	2011/08/10 09:30
S8	135	S7 and "128".clas.	US-PGPUB; USPAT; USOCR; EPO; JPO; DERWENT; IBM_TDB	OR	ON	2011/08/10 09:30
S9	71	S7 and "128".clas. and @ad<="20040223"	US-PGPUB; USPAT; USOCR; EPO; JPO; DERWENT; IBM_TDB	OR	ON	2011/08/10 09:30
S10	38	angled with (prong pillow cannula) with	US-PGPUB;	OR	ON	2011/08/10

		(nose nasal nare)	USPAT; USOCR; EPO; JPO; DERWENT; IBM_TDB			09:31
S11	3	S10 and "128".clas. and @ad<="20040223"	US-PGPUB; USPAT; USOCR; EPO; JPO; DERWENT; IBM_TDB	OR	ON	2011/08/10 09:31
S12	45	offset with (prong pillow cannula) with (nose nasal nare)	US-PGPUB; USPAT; USOCR; EPO; JPO; DERWENT; IBM_TDB	OR	ON	2011/08/10 09:51
S13	2	S12 and "128".clas. and @ad<="20040223"	US-PGPUB; USPAT; USOCR; EPO; JPO; DERWENT; IBM_TDB	OR	ON	2011/08/10 09:51
S14	4863	(prong pillow cannula) with (nose nasal nare)	US-PGPUB; USPAT; USOCR; EPO; JPO; DERWENT; IBM_TDB	OR	ON	2011/08/10 09:54
S15	809	S14 and "128".clas. and @ad<="20040223"	US-PGPUB; USPAT; USOCR; EPO; JPO; DERWENT; IBM_TDB	OR	ON	2011/08/10 09:54
S16	3188	(cannula ((prong pillow cannula) with (nose nasal nare))) same (replacable removable)	US-PGPUB; USPAT; USOCR; EPO; JPO; DERWENT; IBM_TDB	OR	ON	2011/08/10 12:12
S17	150	S16 and "128".clas. and @ad<="20040223"	US-PGPUB; USPAT; USOCR; EPO; JPO; DERWENT; IBM_TDB	OR	ON	2011/08/10 12:12
S18	984	((((prong pillow cannula) with (nose nasal nare))) and (replacable removable interchangeable)	US-PGPUB; USPAT; USOCR; EPO; JPO; DERWENT; IBM_TDB	OR	ON	2011/08/10 12:15
S19	125	S18 and "128".clas. and @ad<="20040223"	US-PGPUB; USPAT; USOCR; EPO; JPO; DERWENT; IBM_TDB	OR	ON	2011/08/10 12:15
S20	4276	((((prong cannula) with (nose nasal	US-PGPUB;	OR	ON	2011/08/10

		nare)))	USPAT; USOCR; EPO; JPO; DERWENT; IBM_TDB			12:17
S21	720	S20 and "128".clas. and @ad<="20040223"	US-PGPUB; USPAT; USOCR; EPO; JPO; DERWENT; IBM_TDB	OR	ON	2011/08/10 12:17
S22	108	("0443191" "0718785" "0838434" "1192186" "1221246" "1270404" "1443820" "1610793" "2100374" "2702089" "2792000" "3731678" "3902486").PN. OR ("4915105").URPN.	US-PGPUB; USPAT; USOCR	OR	ON	2011/08/10 12:27
S23	2252	(mcualey prentice gleeson).in.	US-PGPUB; USPAT; USOCR; EPO; JPO; DERWENT; IBM_TDB	OR	ON	2011/08/10 16:03
S24	18	(mcualey prentice gleeson).in. near (alastair craig oliver)	US-PGPUB; USPAT; USOCR; EPO; JPO; DERWENT; IBM_TDB	OR	ON	2011/08/10 16:03
S25	2	(((((prong cannula) and (nose nasal nare))))).clm. and S24	US-PGPUB; USPAT; USOCR; EPO; JPO; DERWENT; IBM_TDB	OR	ON	2011/08/10 16:04
S26	2312	((128/207.18) or (128/206.21) or (128/207.13) or (128/206.11) or (128/206.18) or (128/203.22)).CCLS.	US-PGPUB; USPAT; USOCR; EPO; JPO; DERWENT; IBM_TDB	OR	OFF	2011/08/10 16:06
S27	625	(((((prong cannula) and (nose nasal nare)))) and S26	US-PGPUB; USPAT; USOCR; EPO; JPO; DERWENT; IBM_TDB	OR	ON	2011/08/10 16:06
S28	6966	((128/200.24) or (128/200.26) or (128/203.12) or (128/203.15) or (128/203.16) or (128/203.17) or (128/205.25) or (128/206.21)).CCLS.	US-PGPUB; USPAT; USOCR; EPO; JPO; DERWENT; IBM_TDB	OR	OFF	2011/08/10 16:08
S29	1022	(((((prong cannula) and (nose nasal nare)))) and (S26 S28)	US-PGPUB; USPAT; USOCR; EPO; JPO; DERWENT; IBM_TDB	OR	ON	2011/08/10 16:09
S30	5446	(cannula ((nose nasal nare nostril) with (plug prong pillow))) and "128".clas.	US-PGPUB; USPAT;	OR	ON	2013/04/11 14:01

			USOCR; EPO; JPO; DERWENT; IBM_TDB			
S31	2094	(cannula ((nose nasal nare nostril) with (plug prong pillow))) and "128".clas. and (\$PAP (positive with pressure))	US-PGPUB; USPAT; USOCR; EPO; JPO; DERWENT; IBM_TDB	OR	ON	2013/04/11 14:02
S32	8	tiep.in. and "128".clas.	US-PGPUB; USPAT; USOCR; FPRS; EPO; JPO; DERWENT; IBM_TDB	OR	ON	2013/04/11 14:03
S33	36	("2535938" "2677371" "3794021" "3973564" "4054133" "4106505" "4120300" "4256101").PN. OR ("4535767").URPN.	US-PGPUB; USPAT; USOCR	OR	ON	2013/04/11 14:04
S34	10	(US-20110009763-\$ or US-20080142019-\$ or US-20070175473-\$ or US-20070107737-\$ or US-20050284484-\$ or US-20040134494-\$).did. or (US-8333194-\$ or US-7225807-\$ or US-5477852-\$ or US-5269296-\$).did.	US-PGPUB; USPAT	OR	ON	2013/04/11 14:46
S35	4	S34 and @ad<="20040223"	US-PGPUB; USPAT; USOCR; EPO; JPO; DERWENT; IBM_TDB	OR	ON	2013/04/11 14:46
S36	150	("2793326" "2931358" "3481339" "3516407" "3640282" "3707151" "3766924" "3794036" "3850176" "3856051" "3903893" "4056104" "4090518" "4106505" "4156426" "4178937" "4235239" "4273124" "4422456" "4465067" "4538606" "4709308" "4753233" "4782832" "4818320" "4836200" "4915105" "5042478").PN. OR ("5269296").URPN.	US-PGPUB; USPAT; USOCR	OR	ON	2013/04/11 14:47
S37	218	(wood landis).in. and "128".clas.	US-PGPUB; USPAT; USOCR	OR	ON	2013/04/11 14:53
S38	70	S37 and @ad<="20040223"	US-PGPUB; USPAT; USOCR; EPO; JPO; DERWENT; IBM_TDB	OR	ON	2013/04/11 14:54
S39	2	("6439234").PN.	US-PGPUB; USPAT; USOCR; FPRS; EPO; JPO; DERWENT; IBM_TDB	OR	OFF	2013/04/11 14:56
S40	2	("6478026").PN.	US-PGPUB;	OR	OFF	2013/04/11

			USPAT; USOCR; FPRS; EPO; JPO; DERWENT; IBM_TDB			14:59
S41	2	("6679265").PN.	US-PGPUB; USPAT; USOCR; FPRS; EPO; JPO; DERWENT; IBM_TDB	OR	OFF	2013/04/11 15:00
S42	2	("20030079749").PN.	US-PGPUB; USPAT; USOCR; FPRS; EPO; JPO; DERWENT; IBM_TDB	OR	OFF	2013/04/12 09:10
S43	0	(humidifer with (\$PAP)) and "128".clas.	US-PGPUB; USPAT; USOCR; FPRS; EPO; JPO; DERWENT; IBM_TDB	OR	ON	2013/04/12 09:31
S44	0	(humidifer same (\$PAP)) and "128".clas.	US-PGPUB; USPAT; USOCR; FPRS; EPO; JPO; DERWENT; IBM_TDB	OR	ON	2013/04/12 09:31
S45	1	(humidifer and (\$PAP)) and "128".clas.	US-PGPUB; USPAT; USOCR; FPRS; EPO; JPO; DERWENT; IBM_TDB	OR	ON	2013/04/12 09:31
S46	0	(humidifer and (\$PAP)) and "128".clas. and @ad<="20040223"	US-PGPUB; USPAT; USOCR; FPRS; EPO; JPO; DERWENT; IBM_TDB	OR	ON	2013/04/12 09:31
S47	14	(humidifer and (\$PAP (positive with pressure) blower fan turbine impeller generator generating compressor pump)) and "128".clas. and @ad<="20040223"	US-PGPUB; USPAT; USOCR; FPRS; EPO; JPO; DERWENT; IBM_TDB	OR	ON	2013/04/12 09:32
S48	0	(option\$ with humidifer with (\$PAP (positive with pressure) blower fan turbine impeller generator generating compressor pump)) and "128".clas. and @ad<="20040223"	US-PGPUB; USPAT; USOCR; FPRS; EPO; JPO; DERWENT;	OR	ON	2013/04/12 09:32

			IBM_TDB			
S49	0	(option\$ same humidifer same (\$PAP (positive with pressure) blower fan turbine impeller generator generating compressor pump)) and "128".clas. and @ad<="20040223"	US-PGPUB; USPAT; USOCR; FPRS; EPO; JPO; DERWENT; IBM_TDB	OR	ON	2013/04/12 09:33
S50	733	((humidify humidifier humidifying) and (\$PAP (positive with pressure) blower fan turbine impeller generator generating compressor pump)) and "128".clas. and @ad<="20040223"	US-PGPUB; USPAT; USOCR; FPRS; EPO; JPO; DERWENT; IBM_TDB	OR	ON	2013/04/12 09:34
S51	11	(option\$ with (humidify humidifier humidifying) with (\$PAP (positive with pressure) blower fan turbine impeller generator generating compressor pump)) and "128".clas. and @ad<="20040223"	US-PGPUB; USPAT; USOCR; FPRS; EPO; JPO; DERWENT; IBM_TDB	OR	ON	2013/04/12 09:34
S52	45	matula.in. and "128".clas.	US-PGPUB; USPAT; USOCR; FPRS; EPO; JPO; DERWENT; IBM_TDB	OR	ON	2013/04/12 09:38
S53	2	S52 and @ad<="20040223"	US-PGPUB; USPAT; USOCR; FPRS; EPO; JPO; DERWENT; IBM_TDB	OR	ON	2013/04/12 09:38
S54	309	(ball with socket) and "128".clas. and @ad<="20040223"	US-PGPUB; USPAT; USOCR; FPRS; EPO; JPO; DERWENT; IBM_TDB	OR	ON	2013/04/12 09:39
S55	109	(ball with socket) and "128".clas. and @ad<="20040223" and (cannula cannulae (nose nasal nare nostril))	US-PGPUB; USPAT; USOCR; FPRS; EPO; JPO; DERWENT; IBM_TDB	OR	ON	2013/04/12 09:40
S56	1267	(oval ellip\$) and "128".clas. and @ad<="20040223" and (cannula cannulae (nose nasal nare nostril))	US-PGPUB; USPAT; USOCR; FPRS; EPO; JPO; DERWENT; IBM_TDB	OR	ON	2013/04/12 09:57
S57	350	"128".clas. and @ad<="20040223" and ((cannula cannulae (nose nasal nare nostril)) same (oval ellip\$))	US-PGPUB; USPAT; USOCR; FPRS;	OR	ON	2013/04/12 09:58

			EPO; JPO; DERWENT; IBM_TDB			
S58	745	"128".clas. and @ad<="20040223" and ((strap headgear harness) with (tube hose))	US-PGPUB; USPAT; USOCR; FPRS; EPO; JPO; DERWENT; IBM_TDB	OR	ON	2013/04/12 10:28
S59	21	(mcualey prentice gleeson).in. near (alastair craig oliver)	US-PGPUB; USPAT; USOCR; EPO; JPO; DERWENT; IBM_TDB	OR	ON	2013/04/12 10:59
S60	4	S59 and (aperture hole opening vent).clm.	US-PGPUB; USPAT; USOCR; EPO; JPO; DERWENT; IBM_TDB	OR	ON	2013/04/12 10:59
S61	4	S59 and (aperture hole opening vent).clm. and (cannula cannulae nasal nostril nose nare).clm.	US-PGPUB; USPAT; USOCR; EPO; JPO; DERWENT; IBM_TDB	OR	ON	2013/04/12 11:00
S62	1	S59 and (aperture hole opening vent).clm. and (cannula cannulae nasal nostril nose nare).clm. and flange.clm.	US-PGPUB; USPAT; USOCR; EPO; JPO; DERWENT; IBM_TDB	OR	ON	2013/04/12 11:00
S63	2817	((128/207.18) or (128/206.21) or (128/207.13) or (128/206.11) or (128/206.18) or (128/203.22)).CCLS.	US-PGPUB; USPAT; USOCR; EPO; JPO; DERWENT; IBM_TDB	OR	OFF	2013/09/10 12:49
S64	9019	((128/200.24) or (128/200.26) or (128/203.12) or (128/203.15) or (128/203.16) or (128/203.17) or (128/205.25) or (128/206.21)).CCLS.	US-PGPUB; USPAT; USOCR; EPO; JPO; DERWENT; IBM_TDB	OR	OFF	2013/09/10 12:49
S65	10479	S63 S64	US-PGPUB; USPAT; USOCR; FPRS; EPO; JPO; DERWENT; IBM_TDB	OR	ON	2013/09/10 12:49
S66	2253	(nose nostril nasal nare cannula) and S65 and @ad<="20040223"	US-PGPUB; USPAT; USOCR	OR	ON	2013/09/10 12:49
S67	7697	(nose nostril nasal nare cannula) and "128".clas. and @ad<="20040223"	US-PGPUB; USPAT; USOCR	OR	ON	2013/09/10 13:08
S68	1783	(nose nostril nasal nare cannula) and	US-PGPUB;	OR	ON	2013/09/10

		(ball joint socket) and "128".clas. and @ad<="20040223"	USPAT; USOCR			13:08
S69	1378	S68 not S66	US-PGPUB; USPAT; USOCR	OR	ON	2013/09/10 13:08
S70	4234	(nose nostril nasal nare cannula) and (ball joint socket) and "128".clas.	US-PGPUB; USPAT; USOCR	OR	ON	2013/09/10 13:18
S71	2451	S70 not (S66 S68)	US-PGPUB; USPAT; USOCR	OR	ON	2013/09/10 13:18
S72	48	matula.in. and "128".clas.	US-PGPUB; USPAT; USOCR	OR	ON	2013/09/10 14:08
S73	62	hoffman.in. and "128".clas.	US-PGPUB; USPAT; USOCR	OR	ON	2013/09/10 14:08
S74	247	RI C.as. and "128".clas.	US-PGPUB; USPAT; USOCR	OR	ON	2013/09/10 14:10
S75	2	("2003180088").PN.	US-PGPUB; USPAT; USOCR; FPRS; EPO; JPO; DERWENT; IBM_TDB	OR	OFF	2013/09/10 14:13
S76	2	("20030180088").PN.	US-PGPUB; USPAT; USOCR; FPRS; EPO; JPO; DERWENT; IBM_TDB	OR	OFF	2013/09/10 14:13
S77	9	((("20030180088") or ("1695263") or ("7178525")).PN.	US-PGPUB; USPAT; USOCR; FPRS; EPO; JPO; DERWENT; IBM_TDB	OR	OFF	2013/09/10 14:14
S78	12	((("20030180088") or ("1695263") or ("7178525") or ("20030200970")).PN.	US-PGPUB; USPAT; USOCR; FPRS; EPO; JPO; DERWENT; IBM_TDB	OR	OFF	2013/09/10 14:16
S79	112	((nose nostril nasal nare cannula) with (vent venting)) and S65 and @ad<="20040223"	US-PGPUB; USPAT; USOCR	OR	ON	2013/09/10 14:31
S80	2	((nose nostril nasal nare cannula) with (ball with socket)) and S65 and @ad<="20040223"	US-PGPUB; USPAT; USOCR	OR	ON	2013/09/10 14:34
S81	1	((vent venting) with (ball with socket)) and S65 and @ad<="20040223"	US-PGPUB; USPAT; USOCR	OR	ON	2013/09/10 14:35
S82	2	((vent venting) same (ball with socket)) and S65 and @ad<="20040223"	US-PGPUB; USPAT;	OR	ON	2013/09/10 14:36

			USOCR			
S83	5	ziaee.in. and S65 and @ad<="20040223"	US-PGPUB; USPAT; USOCR	OR	ON	2013/09/10 14:46
S84	1660	((tube conduit hose) with (strap headgear)) and "128".clas.	US-PGPUB; USPAT; USOCR	OR	ON	2013/09/10 16:05
S85	748	((tube conduit hose) with (strap headgear)) and "128".clas. and @ad<="20040223"	US-PGPUB; USPAT; USOCR	OR	ON	2013/09/10 16:05
S86	19794	((tube tubular conduit hose) adj\$3 (strap headgear)) and "128".clas. and @ad<="20040223"	US-PGPUB; USPAT; USOCR	OR	ON	2013/09/10 16:06
S87	21443	((tube tubular conduit hose) near\$3 (strap headgear)) and "128".clas. and @ad<="20040223"	US-PGPUB; USPAT; USOCR	OR	ON	2013/09/10 16:06
S88	20782	((tube conduit hose) near\$3 (strap headgear)) and "128".clas. and @ad<="20040223"	US-PGPUB; USPAT; USOCR	OR	ON	2013/09/10 16:06
S89	20782	((tube conduit hose) near\$3 (strap headgear)) and "128".clas. and @ad<="20040223"	US-PGPUB; USPAT; USOCR	OR	ON	2013/09/10 16:06
S90	18892	((tube conduit hose) adj\$3 (strap headgear)) and "128".clas. and @ad<="20040223"	US-PGPUB; USPAT; USOCR	OR	ON	2013/09/10 16:06
S91	748	((tube conduit hose) with (strap headgear)) and "128".clas. and @ad<="20040223"	US-PGPUB; USPAT; USOCR	OR	ON	2013/09/10 16:06
S92	1	((tube conduit hose) with (strap headgear) with textile) and "128".clas. and @ad<="20040223"	US-PGPUB; USPAT; USOCR	OR	ON	2013/09/10 16:08
S93	574	((tube conduit hose tubular) with (strap headgear)).detd. and "128".clas. and @ad<="20040223"	US-PGPUB; USPAT; USOCR	OR	ON	2013/09/10 16:09
S94	16	((tube conduit hose tubular) with (strap headgear) with (textile fabric)).detd. and "128".clas. and @ad<="20040223"	US-PGPUB; USPAT; USOCR	OR	ON	2013/09/10 16:11
S95	17	((tube conduit hose tubular) with (strap headgear harness) with (textile fabric)).detd. and "128".clas. and @ad<="20040223"	US-PGPUB; USPAT; USOCR	OR	ON	2013/09/10 16:11
S96	622	((tube conduit hose tubular) with (strap headgear harness)).detd. and "128".clas. and @ad<="20040223"	US-PGPUB; USPAT; USOCR	OR	ON	2013/09/10 16:13
S97	605	S96 not S95	US-PGPUB; USPAT; USOCR	OR	ON	2013/09/10 16:13
S98	76	(thickness with (nasal nostril nare nose) with (prong pillow))	US-PGPUB; USPAT; USOCR	OR	ON	2013/09/10 16:30
S99	6	(thickness with (nasal nostril nare nose) with (prong pillow)) and "128".clas. and @ad<="20040223"	US-PGPUB; USPAT; USOCR	OR	ON	2013/09/10 16:30
S100	23	(mcualey prentice gleeson).in. near (alastair craig oliver)	US-PGPUB; USPAT; USOCR; EPO; JPO;	OR	ON	2013/09/10 16:45

			DERWENT IBM_TDB			
S101	1	S100 and (aperture hole opening vent venting).clm. and (cannula cannulae nasal nostril nose nare).clm. and flange.clm.	US-PGPUB; USPAT; USOCR; EPO; JPO; DERWENT IBM_TDB	OR	ON	2013/09/10 16:45
S102	1	S100 and (aperture hole opening vent venting leak leaking leakage).clm. and (cannula cannulae nasal nostril nose nare).clm. and flange.clm.	US-PGPUB; USPAT; USOCR; EPO; JPO; DERWENT IBM_TDB	OR	ON	2013/09/10 16:45
S103	6	S100 and (aperture hole opening vent venting leak leaking leakage).clm. and (cannula cannulae nasal nostril nose nare).clm.	US-PGPUB; USPAT; USOCR; EPO; JPO; DERWENT IBM_TDB	OR	ON	2013/09/10 16:46
S104	6	S100 and (aperture hole opening vent venting leak leaking leakage).clm. and (cannula cannulae nasal nostril nose nare).clm. and (ball and socket)	US-PGPUB; USPAT; USOCR; EPO; JPO; DERWENT IBM_TDB	OR	ON	2013/09/10 16:46
S105	2	S100 and (aperture hole opening vent venting leak leaking leakage).clm. and (cannula cannulae nasal nostril nose nare).clm. and (ball and socket).clm.	US-PGPUB; USPAT; USOCR; EPO; JPO; DERWENT IBM_TDB	OR	ON	2013/09/10 16:46
S106	2202	((ball socket) with (joint connector connection) with (leak leakage leaking))	US-PGPUB; USPAT; USOCR; EPO; JPO; DERWENT IBM_TDB	OR	ON	2014/02/28 08:48
S107	3083	((128/207.18) or (128/206.21) or (128/207.13) or (128/206.11) or (128/206.18) or (128/203.22)).CCLS.	US-PGPUB; USPAT; USOCR; EPO; JPO; DERWENT IBM_TDB	OR	OFF	2014/02/28 08:52
S108	9990	((128/200.24) or (128/200.26) or (128/203.12) or (128/203.15) or (128/203.16) or (128/203.17) or (128/205.25) or (128/206.21)).CCLS.	US-PGPUB; USPAT; USOCR; EPO; JPO; DERWENT IBM_TDB	OR	OFF	2014/02/28 08:52
S109	3083	((128/207.18) or (128/206.21) or (128/207.13) or (128/206.11) or (128/206.18) or (128/203.22)).CCLS.	US-PGPUB; USPAT; USOCR; EPO; JPO; DERWENT IBM_TDB	OR	OFF	2014/02/28 08:52
S110	9990	((128/200.24) or (128/200.26) or (128/203.12) or (128/203.15) or (128/203.16) or (128/203.17) or (128/205.25) or (128/206.21)).CCLS.	US-PGPUB; USPAT; USOCR; EPO; JPO;	OR	OFF	2014/02/28 08:52

			DERWENT; IBM_TDB			
S111	11515	S109 S110	US-PGPUB; USPAT; USOCR; FPRS; EPO; JPO; DERWENT; IBM_TDB	OR	ON	2014/02/28 08:52
S112	19	((ball socket) with (joint connector connection) with (leak leakage leaking)) and (S107 S108 S111)	US-PGPUB; USPAT; USOCR; EPO; JPO; DERWENT; IBM_TDB	OR	ON	2014/02/28 08:52
S113	11	((ball socket) with (joint connector connection) with (leak leakage leaking) with (channel passage passageway)) and (S107 S108 S111)	US-PGPUB; USPAT; USOCR; EPO; JPO; DERWENT; IBM_TDB	OR	ON	2014/02/28 08:54
S114	11	((ball socket) with (joint connector connection) with (leak leakage leaky leaking) with (channel passage passageway)) and (S107 S108 S111)	US-PGPUB; USPAT; USOCR; EPO; JPO; DERWENT; IBM_TDB	OR	ON	2014/02/28 08:58
S115	210	((ball socket) with (joint connector connection) with (leak leakage leaky leaking) with (channel passage passageway))	US-PGPUB; USPAT; USOCR; EPO; JPO; DERWENT; IBM_TDB	OR	ON	2014/02/28 08:59
S116	19	S115 AND ((A61M16/06 OR A61M16/0683 OR A61M16/08 OR A61M2016/0825 OR A61M2016/0611 OR A61M2016/0616 OR A61M2016/0638 OR A61M2016/0633 OR A61M1/1698 OR A61M2001/1006 OR A61M2205/42 OR A61M3/0258 OR A61M2039/1027 OR A61M2205/8225 OR A61M39/10 OR A61M39/1011 OR A61M39/105 OR A61M3/0254).CPC. OR (128/205.25 OR 128/206.24 OR 128/206.27 OR 128/207.11 OR 128/207.13 OR 128/201.19 OR 128/206.18 OR 128/206.23 OR 128/206.21 OR 128/204.18 OR 128/207.18 OR 128/200.22 OR 128/201.12 OR 128/201.13 OR 128/201.14 OR 128/205.27 OR 128/205.28 OR 128/206.11 OR 128/206.12 OR 128/206.22 OR 128/207.12 OR 128/207.16 OR 128/912).OCLS.)	US-PGPUB; USPAT; USOCR; EPO; JPO; DERWENT; IBM_TDB	OR	ON	2014/02/28 09:00
S117	2	S116 and @ad<="20040223"	US-PGPUB; USPAT; USOCR; EPO; JPO; DERWENT; IBM_TDB	OR	ON	2014/02/28 09:00

S118	3777	((ball socket) adj (joint connector connection)) with ((leak leakage leaky leaking) (channel passage passageway)))	US-PGPUB; USPAT; USOCR; EPO; JPO; DERWENT; IBM_TDB	OR	ON	2014/02/28 09:10
S119	29	((ball socket) adj (joint connector connection)) with ((leak leakage leaky leaking) with (channel passage passageway)))	US-PGPUB; USPAT; USOCR; EPO; JPO; DERWENT; IBM_TDB	OR	ON	2014/02/28 09:13
S120	44	((ball socket) adj (joint connector connection)) with ((leak leakage leaky leaking) same (channel passage passageway)))	US-PGPUB; USPAT; USOCR; EPO; JPO; DERWENT; IBM_TDB	OR	ON	2014/02/28 09:13
S121	24	(S119 S120) and @ad<="20040223"	US-PGPUB; USPAT; USOCR; EPO; JPO; DERWENT; IBM_TDB	OR	ON	2014/02/28 09:13
S122	93	((ball socket) with (joint connector connection)) with ((leak leakage leaky leaking) same (channel passage passageway))) and @ad<="20040223"	US-PGPUB; USPAT; USOCR; EPO; JPO; DERWENT; IBM_TDB	OR	ON	2014/02/28 09:23
S123	69	S122 not (S119 S120 S121)	US-PGPUB; USPAT; USOCR; EPO; JPO; DERWENT; IBM_TDB	OR	ON	2014/02/28 09:23
S124	257	((ball socket) with (joint connector connection)) with ((leak leakage leaky leaking) same (channel passage passageway)))	US-PGPUB; USPAT; USOCR; EPO; JPO; DERWENT; IBM_TDB	OR	ON	2014/02/28 09:24
S125	83	S124 AND (A61M16/06 OR A61M16/0683 OR A61M16/08 OR A61M2016/0825 OR A61M2016/0611 OR A61M2016/0616 OR A61M2016/0638 OR A61M2016/0633 OR A61M1/1698 OR A61M2001/1006 OR A61M2205/42 OR A61M3/0258 OR A61M2039/1027 OR A61M2205/8225 OR A61M39/10 OR A61M39/1011 OR A61M39/105 OR A61M3/0254 OR F16L37/23 OR F16L1/15 OR F16L27/04 OR F16L37/413 OR F16L27/047 OR F16L27/053 OR F16L27/06 OR F16L37/40 OR F16L11/18 OR F16L13/02 OR F16L13/10 OR F16L23/00 OR F16L27/0861 OR F16L37/30 OR F16L37/32 OR F16L37/34 OR F16L37/36 OR F16L41/021 OR F16L59/185 OR F16L59/21 OR F16L11/133 OR F16L11/22 OR F16L15/001 OR	US-PGPUB; USPAT; USOCR; EPO; JPO; DERWENT; IBM_TDB	OR	ON	2014/02/28 09:25

		F16L19/02 OR F16L19/04 OR F16L1/26 OR F16L2201/30 OR F16L23/167 OR F16L27/067 OR F16L27/073 OR F16L27/0804 OR F16L27/0824 OR F16L27/0828 OR F16L27/0857 OR F16L27/1004 OR F16L27/12 OR F16L33/22 OR F16L37/127 OR F16L37/38 OR F16L37/44 OR F16L37/56 OR F16L37/565 OR F16L39/00 OR F16L39/005 OR F16L39/06 OR F16L41/04 OR F16L47/03 OR F16L47/32 OR F16L51/025 OR F16L55/1683 OR F16L55/17 OR F16L59/22).CPC. OR (128/205.25 OR 128/206.24 OR 128/206.27 OR 128/207.11 OR 128/207.13 OR 128/201.19 OR 128/206.18 OR 128/206.23 OR 128/206.21 OR 128/204.18 OR 128/207.18 OR 128/200.22 OR 128/201.12 OR 128/201.13 OR 128/201.14 OR 128/205.27 OR 128/205.28 OR 128/206.11 OR 128/206.12 OR 128/206.22 OR 128/207.12 OR 128/207.16 OR 128/912 OR 285/261 OR 285/146.1 OR 285/106 OR 285/190 OR 285/271 OR 285/330 OR 285/332.2 OR 285/333 OR 285/349 OR 285/94 OR 285/101 OR 285/111 OR 285/133.21 OR 285/226 OR 285/265 OR 285/269 OR 285/270 OR 285/276 OR 285/281 OR 285/347 OR 285/351 OR 285/370 OR 285/374 OR 285/45 OR 285/8 OR 285/91 OR 285/918 OR 285/98 OR 285/11 OR 285/112 OR 285/113 OR 285/114 OR 285/121.7 OR 285/124.1 OR 285/124.4 OR 285/127.1 OR 285/13 OR 285/14 OR 285/144.1 OR 285/145.3 OR 285/147.1 OR 285/148.2 OR 285/15 OR 285/181 OR 285/223 OR 285/254 OR 285/263 OR 285/264 OR 285/266 OR 285/267 OR 285/288.11 OR 285/288.5 OR 285/288.6 OR 285/29 OR 285/299 OR 285/302 OR 285/305 OR 285/312 OR 285/316 OR 285/317 OR 285/321 OR 285/322 OR 285/328 OR 285/331 OR 285/336 OR 285/343 OR 285/348 OR 285/358 OR 285/359 OR 285/363 OR 285/368 OR 285/375 OR 285/383 OR 285/419 OR 285/422 OR 285/423 OR 285/47 OR 285/55 OR 285/88 OR 285/904 OR 285/910 OR 285/914 OR 285/917 OR 285/919 OR 285/95). CCLS.)				
S126	93	S124 and @ad<="20040223"	US-PGPUB; USPAT; USOCR; EPO; JPO; DERWENT; IBM_TDB	OR	ON	2014/02/28 09:25
S127	484	((ball socket) with (joint connector connection)) with ((vent venting vented leak leakage leaky leaking) same (channel passage passageway)))	US-PGPUB; USPAT; USOCR; EPO; JPO; DERWENT;	OR	ON	2014/02/28 09:26

			IBM_TDB			
S128	179	S127 and @ad<="20040223"	US-PGPUB; USPAT; USOCR; EPO; JPO; DERWENT; IBM_TDB	OR	ON	2014/02/28 09:26
S129	86	S128 not (S119 S120 S121 S125 S126)	US-PGPUB; USPAT; USOCR; EPO; JPO; DERWENT; IBM_TDB	OR	ON	2014/02/28 09:27
S130	94	S127 AND (A61M16/06 OR A61M16/0683 OR A61M16/08 OR A61M2016/0825 OR A61M2016/0611 OR A61M2016/0616 OR A61M2016/0638 OR A61M2016/0633 OR A61M1/1698 OR A61M2001/1006 OR A61M2205/42 OR A61M3/0258 OR A61M2039/1027 OR A61M2205/8225 OR A61M39/10 OR A61M39/1011 OR A61M39/105 OR A61M3/0254 OR F16L37/23 OR F16L1/15 OR F16L27/04 OR F16L37/413 OR F16L27/047 OR F16L27/053 OR F16L27/06 OR F16L37/40 OR F16L11/18 OR F16L13/02 OR F16L13/10 OR F16L23/00 OR F16L27/0861 OR F16L37/30 OR F16L37/32 OR F16L37/34 OR F16L37/36 OR F16L41/021 OR F16L59/185 OR F16L59/21 OR F16L11/133 OR F16L11/22 OR F16L15/001 OR F16L19/02 OR F16L19/04 OR F16L1/26 OR F16L2201/30 OR F16L23/167 OR F16L27/067 OR F16L27/073 OR F16L27/0804 OR F16L27/0824 OR F16L27/0828 OR F16L27/0857 OR F16L27/1004 OR F16L27/12 OR F16L33/22 OR F16L37/127 OR F16L37/38 OR F16L37/44 OR F16L37/56 OR F16L37/565 OR F16L39/00 OR F16L39/005 OR F16L39/06 OR F16L41/04 OR F16L47/03 OR F16L47/32 OR F16L51/025 OR F16L55/1683 OR F16L55/17 OR F16L59/22).CPC. OR (128/205.25 OR 128/206.24 OR 128/206.27 OR 128/207.11 OR 128/207.13 OR 128/201.19 OR 128/206.18 OR 128/206.23 OR 128/206.21 OR 128/204.18 OR 128/207.18 OR 128/200.22 OR 128/201.12 OR 128/201.13 OR 128/201.14 OR 128/205.27 OR 128/205.28 OR 128/206.11 OR 128/206.12 OR 128/206.22 OR 128/207.12 OR 128/207.16 OR 128/912 OR 285/261 OR 285/146.1 OR 285/106 OR 285/190 OR 285/271 OR 285/330 OR 285/332.2 OR 285/333 OR 285/349 OR 285/94 OR 285/101 OR 285/111 OR 285/133.21 OR 285/226 OR 285/265 OR 285/269 OR 285/270 OR 285/276 OR	US-PGPUB; USPAT; USOCR; EPO; JPO; DERWENT; IBM_TDB	OR	ON	2014/02/28 09:38

		285/281 OR 285/347 OR 285/351 OR 285/370 OR 285/374 OR 285/45 OR 285/8 OR 285/91 OR 285/918 OR 285/98 OR 285/11 OR 285/112 OR 285/113 OR 285/114 OR 285/121.7 OR 285/124.1 OR 285/124.4 OR 285/127.1 OR 285/13 OR 285/14 OR 285/144.1 OR 285/145.3 OR 285/147.1 OR 285/148.2 OR 285/15 OR 285/181 OR 285/223 OR 285/254 OR 285/263 OR 285/264 OR 285/266 OR 285/267 OR 285/288.11 OR 285/288.5 OR 285/288.6 OR 285/29 OR 285/299 OR 285/302 OR 285/305 OR 285/312 OR 285/316 OR 285/317 OR 285/321 OR 285/322 OR 285/328 OR 285/331 OR 285/336 OR 285/343 OR 285/348 OR 285/358 OR 285/359 OR 285/363 OR 285/368 OR 285/375 OR 285/383 OR 285/419 OR 285/422 OR 285/423 OR 285/47 OR 285/55 OR 285/88 OR 285/904 OR 285/910 OR 285/914 OR 285/917 OR 285/919 OR 285/95).OCLS.)				
S131	32	S130 and @ad<="20040223"	US-PGPUB; USPAT; USOCR; EPO; JPO; DERWENT; IBM_TDB	OR	ON	2014/02/28 09:38
S132	12	((ball socket) with (joint connector connection)) with ((vent venting vented leak leakage leaky leaking) same (channel passage passageway))) and ((A61M2016/0825).CPC.)	US-PGPUB; USPAT; USOCR; EPO; JPO; DERWENT; IBM_TDB	OR	ON	2014/02/28 10:43
S133	45	((ball socket) and (joint connector connection)) and ((vent venting vented leak leakage leaky leaking) and (channel passage passageway))) and ((A61M2016/0825).CPC.)	US-PGPUB; USPAT; USOCR; EPO; JPO; DERWENT; IBM_TDB	OR	ON	2014/02/28 10:43
S134	3	S133 and @ad<="20040223"	US-PGPUB; USPAT; USOCR; EPO; JPO; DERWENT; IBM_TDB	OR	ON	2014/02/28 10:44
S135	32	("2366067" "3431370" "3548827" "4004586" "4056116" "4084843" "4146254" "4676241" "4686977" "4773680" "4778447").PN. OR ("4875718").URPN.	US-PGPUB; USPAT; USOCR	OR	ON	2014/02/28 10:44
S136	77424	(128/200.14; 128/200.22; 128/200.24; 128/200.26; 128/201.12; 128/201.13; 128/201.14; 128/201.19; 128/201.22; 128/202.27; 128/203.12; 128/203.15; 128/203.16; 128/203.17; 128/203.22; 128/203.25; 128/203.26; 128/204.12; 128/204.18; 128/204.23; 128/205.24; 128/205.25; 128/205.27; 128/205.28; 128/206.11; 128/206.12; 128/206.13; 128/206.18; 128/206.21; 128/206.22;	US-PGPUB; USPAT; USOCR; FPRS; EPO; JPO; DERWENT; IBM_TDB	OR	ON	2015/09/14 16:14

		128/206.23; 128/206.24; 128/206.26; 128/206.27; 128/206.28; 128/206.29; 128/207.11; 128/207.12; 128/207.13; 128/207.14; 128/207.15; 128/207.16; 128/207.17; 128/207.18; 128/912; 128/DIG.26; 2/454; 285/101; 285/106; 285/11; 285/111; 285/112; 285/113; 285/114; 285/121.7; 285/124.1; 285/124.4; 285/127.1; 285/13; 285/133.21; 285/14; 285/144.1; 285/145.3; 285/146.1; 285/147.1; 285/148.2; 285/15; 285/181; 285/190; 285/223; 285/226; 285/254; 285/261; 285/263; 285/264; 285/265; 285/266; 285/267; 285/269; 285/270; 285/271; 285/276; 285/281; 285/288.11; 285/288.5; 285/288.6; 285/29; 285/299; 285/302; 285/305; 285/312; 285/316; 285/317; 285/321; 285/322; 285/328; 285/330; 285/331; 285/332.2; 285/333; 285/336; 285/343; 285/347; 285/348; 285/349; 285/351; 285/358; 285/359; 285/363; 285/368; 285/370; 285/374; 285/375; 285/383; 285/419; 285/422; 285/423; 285/45; 285/47; 285/55; 285/8; 285/88; 285/904; 285/91; 285/910; 285/914; 285/917; 285/918; 285/919; 285/94; 285/95; 285/98; 600/532; 600/543; 604/94.01; 606/192; D24/110.4; D24/164).ccls.				
S137	35	(US-20040134494-\$ or US-20050284484-\$ or US-20070107737-\$ or US-20110009763-\$ or US-20080142019-\$ or US-20070175473-\$ or US-20020092527-\$ or US-20020059935-\$ or US-20030200970-\$).did. or (US-7225807-\$ or US-5269296-\$ or US-5477852-\$ or US-8333194-\$ or US-7059328-\$ or US-7047974-\$ or US-7000613-\$ or US-6997177-\$ or US-6994089-\$ or US-6863069-\$ or US-6807967-\$ or US-6595215-\$ or US-4915105-\$ or US-7096864-\$ or US-5921239-\$ or US-5259376-\$ or US-5054482-\$ or US-6986353-\$ or US-6588424-\$ or US-5957132-\$ or US-5941245-\$ or US-5771886-\$ or US-4915106-\$ or US-4437462-\$).did. or (US-2259817-\$).did. or (DE-2209244-\$).did.	US-PGPUB; USPAT; USOCR; DERWENT	OR	ON	2015/09/14 16:14
S138	78421	(A61B5/0205; A61B5/08; A61B5/083; A61B5/0836; A61B5/087; A61B5/097; A61B5/14551; A61B5/4806; A61B5/4818; A61B5/6819; A61J1/1418; A61J11/0005; A61J17/006; A61M11/1698; A61M11/00; A61M11/005; A61M11/06; A61M15/00; A61M15/0033; A61M15/0065; A61M15/0085; A61M15/08; A61M16/00; A61M16/0003; A61M16/0057; A61M16/0066; A61M16/04; A61M16/0465; A61M16/0488; A61M16/049; A61M16/0493; A61M16/0497; A61M16/06; A61M16/0633;	US-PGPUB; USPAT; USOCR; DERWENT	OR	ON	2015/09/14 16:15

		<p>A61M16/0666; A61M16/0672; A61M16/0677; A61M16/0683; A61M16/08; A61M16/0816; A61M16/0825; A61M16/085; A61M16/0858; A61M16/0875; A61M16/10; A61M16/1045; A61M16/107; A61M16/1075; A61M16/109; A61M16/12; A61M16/122; A61M16/125; A61M16/14; A61M16/142; A61M16/16; A61M16/161; A61M16/162; A61M16/18; A61M16/201; A61M16/203; A61M16/208; A61M2001/1006; A61M2016/0021; A61M2016/0024; A61M2016/0039; A61M2016/0611; A61M2016/0616; A61M2016/0633; A61M2016/0638; A61M2016/0825; A61M2016/1025; A61M2016/103; A61M2039/1027; A61M2202/0208; A61M2205/07; A61M2205/071; A61M2205/18; A61M2205/3331; A61M2205/3368; A61M2205/3379; A61M2205/3606; A61M2205/3653; A61M2205/42; A61M2205/50; A61M2205/502; A61M2205/8206; A61M2205/8225; A61M2205/825; A61M2209/08; A61M2210/0625; A61M2210/0662; A61M2230/005; A61M2230/42; A61M2230/43; A61M2230/432; A61M2230/435; A61M2230/50; A61M2240/00; A61M3/0254; A61M3/0258; A61M39/10; A61M39/1011; A61M39/105; A62B17/00; A62B17/04; A62B18/00; A62B18/02; A62B18/08; A62B18/082; A62B18/084; A62B25/005; A62B35/00; A62B9/003; A62B9/04; B64D10/00; B64D2231/025; F16L1/15; F16L1/26; F16L11/133; F16L11/18; F16L11/22; F16L13/02; F16L13/10; F16L15/001; F16L19/02; F16L19/04; F16L2201/30; F16L23/00; F16L23/167; F16L27/04; F16L27/047; F16L27/053; F16L27/06; F16L27/067; F16L27/073; F16L27/0804; F16L27/0824; F16L27/0828; F16L27/0857; F16L27/0861; F16L27/1004; F16L27/12; F16L33/22; F16L37/127; F16L37/23; F16L37/30; F16L37/32; F16L37/34; F16L37/36; F16L37/38; F16L37/40; F16L37/413; F16L37/44; F16L37/56; F16L37/565; F16L39/00; F16L39/005; F16L39/06; F16L41/021; F16L41/04; F16L47/03; F16L47/32; F16L51/025; F16L55/1683; F16L55/17; F16L59/185; F16L59/21; F16L59/22; Y10S128/26; Y10S128/912).cpc.</p>				
S139	1923	(S136 S138) and (swivel\$ (ball with socket) (ball adj joint) (socket adj joint)) and (nose nostril nasal nare cannulae cannula)	US-PGPUB; USPAT; USOCR; FPRS; EPO; JPO; DERWENT; IBM_TDB	OR	ON	2015/09/14 16:17
S140	512	S139 and @ad<="20040223"	US-PGPUB;	OR	ON	2015/09/14

				USPAT; USOCR; EPO; JPO; DERWENT; IBM_TDB			16:18
S141	1354	("0443191" "0628111" "0718785" "0781516" "0812706" "0835075" "0838434" "1081745" "1125542" "1139177" "1158780" "1176886" "1192186" "1203079" "1206045" "1221246" "1270404" "1288647" "1443820" "1610793" "1632449" "1653572" "1818028" "1835757" "1837591" "1926027" "20020046755" "20020112730" "20020124849" "20030111081" "20030189492" "20040035431" "20050028822" "20050033247" "20050051176" "20050051178" "20050061326" "2056753" "2087042" "2100374" "2123353" "2168705" "2185997" "2241535" "2245969" "2248477" "2254854" "2259817" "2287939" "2317608" "2365779" "2371965" "2376871" "2378468" "2415846" "2438058" "2449548" "2473518" "2477706" "2493326" "2502734" "2578621" "2702089" "2763263" "2792000" "2793326" "2810385" "2820651" "2868199" "2872923" "2931356" "2931358" "2939458" "3013556" "3040741" "3056402" "3066674" "3182659" "3189027" "3193624" "3209755" "3234939" "3238943" "3291127" "3293659" "3315674" "3330273" "3347566" "3362420" "3363833" "3481339" "3516407" "3556122" "3566862" "3568678" "3580051" "3599636" "3608574" "3640282" "3659612" "3670726" "3672384" "3680556" "3682171" "3683907" "3690317" "3693624" "3700000" "3707151" "3720235" "3731678" "3739774" "3762407" "3766924" "3792702" "3794036" "3796216" "3799164" "3802431" "3850168" "3850171").PN. OR ("3850176" "3856051" "3861385" "3877425" "3902486" "3903893" "3905361" "3958275" "3978854" "4033353" "4051205" "4056104" "4064882" "4077404" "4090518" "4106505" "4146034" "4151843" "4152017" "4156426" "4157090" "4166467" "4167185" "4172455" "4178937" "4216769" "4219020" "4226234" "4230097" "4233972" "4235229" "4235239" "4237080" "4245632" "4258710" "4266540" "4267845" "4273124" "4274406" "4276877" "4304229" "4312359" "4328797" "4336798" "4347205" "4351328" "4351331" "4354488"	US-PGPUB; USPAT; USOCR	OR	ON	2015/09/14 17:04	

"4367735"	"4367816"	"4402316"
"4406283"	"4412537"	"4414973"
"4422456"	"4437462"	"4454881"
"4465065"	"4465067"	"4467799"
"4493614"	"4502480"	"4522639"
"4534344"	"4535767"	"4538606"
"4546491"	"4549542"	"4558710"
"4559939"	"4559941"	"4577375"
"4587967"	"4595003"	"4601465"
"4602644"	"4616646"	"4616647"
"4617637"	"4621632"	"4622964"
"4622965"	"4625721"	"4648394"
"4649912"	"4655213"	"4657010"
"4660555"	"4664108"	"4665570"
"4671271"	"4674492"	"4676236"
"4676241"	"4677975"	"4677977"
"4686977"	"4699139"	"4706664"
"4708446"	"4709308"	"4736740"
"4739755"	"4739757"	"4753233"
"4770169"	"4774941"	"4774944"
"4774946"	"4782832"	"4790308"
"4799477"	"4807617"	"4808160"
"4809692"	"4818320"	"4819629"
"4821713"	"4836200"	"4838258"
"4841953"	"4848334"	"4848366"
"4852565"	"4870959". PN. OR	
("4878491"	"4899740"	"4901356"
"4905683"	"4907584"	"4910806"
"4915105"	"4915106"	"4919128"
"4938210"	"4938212"	"4941469"
"4944310"	"4971051"	"4974586"
"4986269"	"4987895"	"4989596"
"4989599"	"4996983"	"5000173"
"5005568"	"5005571"	"5018519"
"5022900"	"5024220"	"5025805"
"5036846"	"5038772"	"5038776"
"5040530"	"5042473"	"5042478"
"5046200"	"5046491"	"5046512"
"5063922"	"5065756"	"5069205"
"5074297"	"5080094"	"5097424"
"5105807"	"5109839"	"5109840"
"5113854"	"5113857"	"5117818"
"5117819"	"5121745"	"5127397"
"5133347"	"5137017"	"5139510"
"5140980"	"5140982"	"5148802"
"5159938"	"5161525"	"5178138"
"5185005"	"5186165"	"5188101"
"5193534"	"5199421"	"5199424"
"5231983"	"5233978"	"5237986"
"5243971"	"5245995"	"5265592"
"5265595"	"5269296"	"5271391"
"5279286"	"5279289"	"5280784"
"5297544"	"5299599"	"5301689"
"5307793"	"5308337"	"5311862"
"5322057"	"5329939"	"5335656"
"5343878"	"5355893"	"5357951"
"5368020"	"5371804"	"5372130"
"5375593"	"5376593"	"5385141"
"5388571"	"5394568"	"5396885"
"5398676"	"5400776"	"5404871"
"5419318"	"5425359"	"5429126"
"5429683"	"5431156"	"5431158"
"5437267"	"5438979"	"5438981"
"5441046"	"5443061"	"5477852"

		"5479920" "5488948" "5492116" "5501214" "5503147" "5509404" "5509409" "5517986" "5522382" "5526806" "5533506").PN. OR ("5538000" "5538001" "5540223" "5542128" "5546936" "5549103" "5558084" "5558089" "5560354" "5564415" "5570682" "5570689" "5577496" "5592938" "5608647" "5611334" "5617849" "5623923" "5630412" "5636630" "5642730" "5645049" "5647355" "5647357" "5649532" "5649533" "5655520" "5655527" "5657493" "5657752" "5662101" "5664566" "5666946" "5682881" "5685296" "5687715" "5690102" "5709204" "5715814" "5724965" "5732695" "5738094" "5740799" "5746201" "5770886" "5794619" "5813423" "5832918" "5848592" "5906203" "5921239" "5937851" "5941245" "5954049" "5957132" "5975077" "6006748" "6019101" "6039045" "6070580" "6112746" "6119693" "6135109" "6192886" "6298850" "6328031" "6328038" "6332462" "6397841" "6435180" "6439234" "6443155" "6478026" "6505624" "6561188" "6561193" "6571798" "6595215" "6637434" "6655385" "6679265" "6684883" "6766800" "6768800" "6807966" "6807967" "D188084" "D231803" "D250131" "D262322" "D293613" "D304384" "D310431" "D322318" "D323908" "D333015" "D334633" "D362061" "D377089" "H000397" "RE35339").PN. OR ("2002/0059935" "2002/0092527" "2003/0200970" "2004/0094157" "2004/0134494" "2005/0284484" "2007/0107737" "2007/0175473" "2008/0142019" "2011/0009763" "2259817" "4437462" "4915105" "4915106" "5054482" "5259376" "5269296" "5477852" "5771886" "5921239" "5941245" "5957132" "6192886" "6561190" "6561191" "6581594" "6588424" "6986353" "7000613" "7047974" "7059328" "7096864").URPN.				
S142	630	S141 and @ad<="20040223"	US-PGPUB; USPAT; USOCR; EPO; JPO; DERWENT; IBM_TDB	OR	ON	2015/09/14 17:04
S143	522	S142 not S140	US-PGPUB; USPAT; USOCR; EPO; JPO; DERWENT; IBM_TDB	OR	ON	2015/09/14 17:04


S144	1	(US-6192886-\$.did.	USPAT	OR	ON	2015/09/15 10:19
S145	0	S144 and (elbow with plastic)	US-PGPUB; USPAT; USOCR; FPRS; EPO; JPO; DERWENT; IBM_TDB	OR	ON	2015/09/15 10:19
S146	0	S144 and (elbow same plastic)	US-PGPUB; USPAT; USOCR; FPRS; EPO; JPO; DERWENT; IBM_TDB	OR	ON	2015/09/15 10:19
S147	0	S144 and (elbow same material)	US-PGPUB; USPAT; USOCR; FPRS; EPO; JPO; DERWENT; IBM_TDB	OR	ON	2015/09/15 10:19
S148	77426	(128/200.14; 128/200.22; 128/200.24; 128/200.26; 128/201.12; 128/201.13; 128/201.14; 128/201.19; 128/201.22; 128/202.27; 128/203.12; 128/203.15; 128/203.16; 128/203.17; 128/203.22; 128/203.25; 128/203.26; 128/204.12; 128/204.18; 128/204.23; 128/205.24; 128/205.25; 128/205.27; 128/205.28; 128/206.11; 128/206.12; 128/206.13; 128/206.18; 128/206.21; 128/206.22; 128/206.23; 128/206.24; 128/206.26; 128/206.27; 128/206.28; 128/206.29; 128/207.11; 128/207.12; 128/207.13; 128/207.14; 128/207.15; 128/207.16; 128/207.17; 128/207.18; 128/912; 128/DIG.26; 2/454; 285/101; 285/106; 285/11; 285/111; 285/112; 285/113; 285/114; 285/121.7; 285/124.1; 285/124.4; 285/127.1; 285/13; 285/133.21; 285/14; 285/144.1; 285/145.3; 285/146.1; 285/147.1; 285/148.2; 285/15; 285/181; 285/190; 285/223; 285/226; 285/254; 285/261; 285/263; 285/264; 285/265; 285/266; 285/267; 285/269; 285/270; 285/271; 285/276; 285/281; 285/288.11; 285/288.5; 285/288.6; 285/29; 285/299; 285/302; 285/305; 285/312; 285/316; 285/317; 285/321; 285/322; 285/328; 285/330; 285/331; 285/332.2; 285/333; 285/336; 285/343; 285/347; 285/348; 285/349; 285/351; 285/358; 285/359; 285/363; 285/368; 285/370; 285/374; 285/375; 285/383; 285/419; 285/422; 285/423; 285/45; 285/47; 285/55; 285/8; 285/88; 285/904; 285/91; 285/910; 285/914; 285/917; 285/918; 285/919; 285/94; 285/95; 285/98; 600/532; 600/543; 604/94.01; 606/192; D24/110.4; D24/164).cls	US-PGPUB; USPAT; USOCR; FPRS; EPO; JPO; DERWENT; IBM_TDB	OR	ON	2015/09/15 11:15

S149	78471	(A61B5/0205; A61B5/08; A61B5/083; A61B5/0836; A61B5/087; A61B5/097; A61B5/14551; A61B5/4806; A61B5/4818; A61B5/6819; A61J1/1418; A61J11/0005; A61J17/006; A61M1/1698; A61M11/00; A61M11/005; A61M11/06; A61M15/00; A61M15/0033; A61M15/0065; A61M15/0085; A61M15/08; A61M16/00; A61M16/0003; A61M16/0057; A61M16/0066; A61M16/04; A61M16/0465; A61M16/0488; A61M16/049; A61M16/0493; A61M16/0497; A61M16/06; A61M16/0633; A61M16/0666; A61M16/0672; A61M16/0677; A61M16/0683; A61M16/08; A61M16/0816; A61M16/0825; A61M16/085; A61M16/0858; A61M16/0875; A61M16/10; A61M16/1045; A61M16/107; A61M16/1075; A61M16/109; A61M16/12; A61M16/122; A61M16/125; A61M16/14; A61M16/142; A61M16/16; A61M16/161; A61M16/162; A61M16/18; A61M16/201; A61M16/203; A61M16/208; A61M2001/1006; A61M2016/0021; A61M2016/0024; A61M2016/0039; A61M2016/0611; A61M2016/0616; A61M2016/0633; A61M2016/0638; A61M2016/0825; A61M2016/1025; A61M2016/103; A61M2039/1027; A61M2202/0208; A61M2205/07; A61M2205/071; A61M2205/18; A61M2205/3331; A61M2205/3368; A61M2205/3379; A61M2205/3606; A61M2205/3653; A61M2205/42; A61M2205/50; A61M2205/502; A61M2205/8206; A61M2205/8225; A61M2205/825; A61M2209/08; A61M2210/0625; A61M2210/0662; A61M2230/005; A61M2230/42; A61M2230/43; A61M2230/432; A61M2230/435; A61M2230/50; A61M2240/00; A61M3/0254; A61M3/0258; A61M39/10; A61M39/1011; A61M39/105; A62B17/00; A62B17/04; A62B18/00; A62B18/02; A62B18/08; A62B18/082; A62B18/084; A62B25/005; A62B35/00; A62B9/003; A62B9/04; B64D10/00; B64D2231/025; F16L1/15; F16L1/26; F16L11/133; F16L11/18; F16L11/22; F16L13/02; F16L13/10; F16L15/001; F16L19/02; F16L19/04; F16L2201/30; F16L23/00; F16L23/167; F16L27/04; F16L27/047; F16L27/053; F16L27/06; F16L27/067; F16L27/073; F16L27/0804; F16L27/0824; F16L27/0828; F16L27/0857; F16L27/0861; F16L27/1004; F16L27/12; F16L33/22; F16L37/127; F16L37/23; F16L37/30; F16L37/32; F16L37/34; F16L37/36; F16L37/38; F16L37/40; F16L37/413; F16L37/44; F16L37/56; F16L37/565;	US-PGPUB; USPAT; USOCR; DERWENT	OR	ON	2015/09/15 11:15
------	-------	---	--	----	----	---------------------

		F16L39/00; F16L39/005; F16L39/06; F16L41/021; F16L41/04; F16L47/03; F16L47/32; F16L51/025; F16L55/1683; F16L55/17; F16L59/185; F16L59/21; F16L59/22; Y10S128/26; Y10S128/912).cpc.				
S150	1925	(S148 S149) and (swivel\$ (ball with socket) (ball adj joint) (socket adj joint)) and (nose nostril nasal nare cannulae cannula)	US-PGPUB; USPAT; USOCR; FPRS; EPO; JPO; DERWENT; IBM_TDB	OR	ON	2015/09/15 11:15
S151	1821	S150 and @ad<="20150702"	US-PGPUB; USPAT; USOCR; EPO; JPO; DERWENT; IBM_TDB	OR	ON	2015/09/15 11:15
S152	512	S150 and @ad<="20040223"	US-PGPUB; USPAT; USOCR; EPO; JPO; DERWENT; IBM_TDB	OR	ON	2015/09/15 11:16
S153	1309	S151 not S152	US-PGPUB; USPAT; USOCR; EPO; JPO; DERWENT; IBM_TDB	OR	ON	2015/09/15 11:16
S154	154	(mcauley.in. near alastair) (prentice.in. near craig) (gleeson.in. near oliver)	US-PGPUB; USPAT; USOCR; EPO; JPO; DERWENT; IBM_TDB	OR	ON	2015/09/15 11:38
S155	13	S154 and ((swivel\$ (ball with socket) (ball adj joint) (socket adj joint)) and (nose nostril nasal nare cannulae cannula)).clm.	US-PGPUB; USPAT; USOCR; FPRS; EPO; JPO; DERWENT; IBM_TDB	OR	ON	2015/09/15 11:38

12/ 1/ 2015 12:27:06 PM

C:\Users\adixon2\Documents\EAST\Workspaces\14846226.wsp

Search Notes 	Application/Control No. 14846226	Applicant(s)/Patent Under Reexamination MCAULEY ET AL.
	Examiner ANNETTE DIXON	Art Unit 3778

CPC- SEARCHED		
Symbol	Date	Examiner
A61M15/08; A61M16/06; A61M16/0616; A61M16/0633; A61M16/0666; A61M16/0683; A61M16/0825; A61M16/208; A61M2210/0618; A61M2240/00; A62B18/00; A62B18/02; A62B18/08; A62B18/084; A62B35/00	12/1/15	afd

CPC COMBINATION SETS - SEARCHED		
Symbol	Date	Examiner

US CLASSIFICATION SEARCHED			
Class	Subclass	Date	Examiner

SEARCH NOTES		
Search Notes	Date	Examiner
Inventor Name Search	12/1/15	afd

INTERFERENCE SEARCH			
US Class/ CPC Symbol	US Subclass / CPC Group	Date	Examiner

--	--



UNITED STATES PATENT AND TRADEMARK OFFICE

UNITED STATES DEPARTMENT OF COMMERCE
United States Patent and Trademark Office
Address: COMMISSIONER FOR PATENTS
P.O. Box 1450
Alexandria, Virginia 22313-1450
www.uspto.gov

Table with 5 columns: APPLICATION NO., FILING DATE, FIRST NAMED INVENTOR, ATTORNEY DOCKET NO., CONFIRMATION NO.
14/846,226 09/04/2015 Alastair Edwin McAuley FPHCR.112C2 8898

20995 7590 10/07/2015
KNOBBE MARTENS OLSON & BEAR LLP
2040 MAIN STREET
FOURTEENTH FLOOR
IRVINE, CA 92614

Table with 1 column: EXAMINER

Table with 2 columns: ART UNIT, PAPER NUMBER
3778

Table with 2 columns: NOTIFICATION DATE, DELIVERY MODE
10/07/2015 ELECTRONIC

Please find below and/or attached an Office communication concerning this application or proceeding.

The time period for reply, if any, is set in the attached communication.

Notice of the Office communication was sent electronically on above-indicated "Notification Date" to the following e-mail address(es):

jayna.cartee@knobbe.com
efiling@knobbe.com



UNITED STATES PATENT AND TRADEMARK OFFICE

Commissioner for Patents
United States Patent and Trademark Office
P.O. Box 1450
Alexandria, VA 22313-1450
www.uspto.gov

Doc Code:
TRACK1.GRANT

Decision Granting Request for Prioritized Examination (Track I or After RCE)	Application No.:14/846,226
<p>1. THE REQUEST FILED <u>September 4, 2015</u> IS GRANTED.</p> <p>The above-identified application has met the requirements for prioritized examination</p> <p>A. <input checked="" type="checkbox"/> for an original nonprovisional application (Track I). B. <input type="checkbox"/> for an application undergoing continued examination (RCE).</p> <p>2. The above-identified application will undergo prioritized examination. The application will be accorded special status throughout its entire course of prosecution until one of the following occurs:</p> <p>A. filing a <u>petition for extension of time</u> to extend the time period for filing a reply; B. filing an <u>amendment to amend the application to contain more than four independent claims, more than thirty total claims</u>, or a multiple dependent claim; C. filing a <u>request for continued examination</u>; D. filing a notice of appeal; E. filing a request for suspension of action; F. mailing of a notice of allowance; G. mailing of a final Office action; H. completion of examination as defined in 37 CFR 41.102; or I. abandonment of the application.</p> <p>Telephone inquiries with regard to this decision should be directed to Kimberly Inabinet at 571-272-4618.</p> <p>/ Kimberly Inabinet/ Paralegal Specialist, Office of Petitions</p>	

Office of Petitions: Routing Sheet



Application No. 14/846,226

This application is being forwarded to your office for further processing. A decision has been rendered on a petition filed in this application, as indicated below. For details of this decision, please see the document PET.OP.DEC filed on the same date as this document.

GRANTED

DISMISSED

DENIED

Office of Petitions: Decision Count Sheet

Mailing Month

1

Application No.

14846226



For US serial numbers: enter number only, no slashes or commas. Ex: 10123456

For PCT: enter "51+single digit of year of filing+last 5 numbers", Ex. for PCT/US05/12345, enter 51512345

Deciding Official:

Kimberly Inabinet

Count (1) - Palm Credit

14/846,226

FINANCE WORK NEEDED

Decision: GRANT

Select Check Box for YES



Decision Type: 643 - Track One request



Notes:

Count (2)

Decision: n/a

FINANCE WORK NEEDED

Select Check Box for YES

Decision Type: NONE

Notes:

Count (3)

Decision: n/a

FINANCE WORK NEEDED

Select Check Box for YES

Decision Type: NONE

Notes:

Initials of Approving Official (if required)

If more than 3 decisions, attach 2nd count sheet & mark this box



Printed on: 10/2/2015

Office of Petitions Internal Document - Ver. 5.0

PATENT APPLICATION FEE DETERMINATION RECORD

Substitute for Form PTO-875

Application or Docket Number
14/846,226

APPLICATION AS FILED - PART I

(Column 1) (Column 2)

FOR	NUMBER FILED	NUMBER EXTRA
BASIC FEE (37 CFR 1.16(a), (b), or (c))	N/A	N/A
SEARCH FEE (37 CFR 1.16(k), (l), or (m))	N/A	N/A
EXAMINATION FEE (37 CFR 1.16(o), (p), or (q))	N/A	N/A
TOTAL CLAIMS (37 CFR 1.16(j))	19	minus 20 = *
INDEPENDENT CLAIMS (37 CFR 1.16(h))	3	minus 3 = *
APPLICATION SIZE FEE (37 CFR 1.16(s))	If the specification and drawings exceed 100 sheets of paper, the application size fee due is \$310 (\$155 for small entity) for each additional 50 sheets or fraction thereof. See 35 U.S.C. 41(a)(1)(G) and 37 CFR 1.16(s).	
MULTIPLE DEPENDENT CLAIM PRESENT (37 CFR 1.16(j))		

SMALL ENTITY

RATE(\$)	FEE(\$)
N/A	
N/A	
N/A	
TOTAL	

OTHER THAN SMALL ENTITY

RATE(\$)	FEE(\$)
N/A	280
N/A	600
N/A	720
x 80 =	0.00
x 420 =	0.00
	0.00
	0.00
TOTAL	1600

* If the difference in column 1 is less than zero, enter "0" in column 2.

APPLICATION AS AMENDED - PART II

(Column 1) (Column 2) (Column 3)

AMENDMENT A		CLAIMS REMAINING AFTER AMENDMENT		HIGHEST NUMBER PREVIOUSLY PAID FOR	PRESENT EXTRA
	Total (37 CFR 1.16(j))	*	Minus	**	=
Independent (37 CFR 1.16(h))	*	Minus	***	=	
Application Size Fee (37 CFR 1.16(s))					
FIRST PRESENTATION OF MULTIPLE DEPENDENT CLAIM (37 CFR 1.16(j))					

SMALL ENTITY

RATE(\$)	ADDITIONAL FEE(\$)
x =	
x =	
TOTAL ADD'L FEE	

OTHER THAN SMALL ENTITY

RATE(\$)	ADDITIONAL FEE(\$)
x =	
x =	
TOTAL ADD'L FEE	

(Column 1) (Column 2) (Column 3)

AMENDMENT B		CLAIMS REMAINING AFTER AMENDMENT		HIGHEST NUMBER PREVIOUSLY PAID FOR	PRESENT EXTRA
	Total (37 CFR 1.16(j))	*	Minus	**	=
Independent (37 CFR 1.16(h))	*	Minus	***	=	
Application Size Fee (37 CFR 1.16(s))					
FIRST PRESENTATION OF MULTIPLE DEPENDENT CLAIM (37 CFR 1.16(j))					

RATE(\$)	ADDITIONAL FEE(\$)
x =	
x =	
TOTAL ADD'L FEE	

RATE(\$)	ADDITIONAL FEE(\$)
x =	
x =	
TOTAL ADD'L FEE	

* If the entry in column 1 is less than the entry in column 2, write "0" in column 3.

** If the "Highest Number Previously Paid For" IN THIS SPACE is less than 20, enter "20".

*** If the "Highest Number Previously Paid For" IN THIS SPACE is less than 3, enter "3".

The "Highest Number Previously Paid For" (Total or Independent) is the highest found in the appropriate box in column 1.



UNITED STATES PATENT AND TRADEMARK OFFICE

UNITED STATES DEPARTMENT OF COMMERCE
United States Patent and Trademark Office
Address: COMMISSIONER FOR PATENTS
P.O. Box 1450
Alexandria, Virginia 22313-1450
www.uspto.gov

Table with 7 columns: APPLICATION NUMBER, FILING or 371(c) DATE, GRP ART UNIT, FIL FEE REC'D, ATTY. DOCKET NO, TOT CLAIMS, IND CLAIMS. Row 1: 14/846,226, 09/04/2015, 3771, 1600, FPHCR.112C2, 19, 3

CONFIRMATION NO. 8898

FILING RECEIPT

20995
KNOBBE MARTENS OLSON & BEAR LLP
2040 MAIN STREET
FOURTEENTH FLOOR
IRVINE, CA 92614



Date Mailed: 09/23/2015

Receipt is acknowledged of this non-provisional patent application. The application will be taken up for examination in due course. Applicant will be notified as to the results of the examination. Any correspondence concerning the application must include the following identification information: the U.S. APPLICATION NUMBER, FILING DATE, NAME OF APPLICANT, and TITLE OF INVENTION. Fees transmitted by check or draft are subject to collection. Please verify the accuracy of the data presented on this receipt. If an error is noted on this Filing Receipt, please submit a written request for a Filing Receipt Correction. Please provide a copy of this Filing Receipt with the changes noted thereon. If you received a "Notice to File Missing Parts" for this application, please submit any corrections to this Filing Receipt with your reply to the Notice. When the USPTO processes the reply to the Notice, the USPTO will generate another Filing Receipt incorporating the requested corrections

Inventor(s)

Alastair Edwin McAuley, Dallas, TX;
Craig Robert Prentice, Auckland, NEW ZEALAND;
Oliver Gleeson, Auckland, NEW ZEALAND;

Applicant(s)

Fisher & Paykel Healthcare Limited, Auckland, NEW ZEALAND;

Power of Attorney: The patent practitioners associated with Customer Number 20995

Domestic Priority data as claimed by applicant

This application is a CON of 14/333,134 07/16/2014
which is a CON of 10/598,026 10/18/2007 PAT 8783257
which is a 371 of PCT/NZ05/00023 02/18/2005

Foreign Applications (You may be eligible to benefit from the Patent Prosecution Highway program at the USPTO. Please see http://www.uspto.gov for more information.)

NEW ZEALAND 531332 02/23/2004
NEW ZEALAND 534606 08/06/2004

Permission to Access - A proper Authorization to Permit Access to Application by Participating Offices (PTO/SB/39 or its equivalent) has been received by the USPTO.

If Required, Foreign Filing License Granted: 09/18/2015

The country code and number of your priority application, to be used for filing abroad under the Paris Convention, is US 14/846,226

Projected Publication Date: 12/31/2015

Non-Publication Request: No

Early Publication Request: No
Title

BREATHING ASSISTANCE APPARATUS

Preliminary Class

128

Statement under 37 CFR 1.55 or 1.78 for AIA (First Inventor to File) Transition Applications: No

PROTECTING YOUR INVENTION OUTSIDE THE UNITED STATES

Since the rights granted by a U.S. patent extend only throughout the territory of the United States and have no effect in a foreign country, an inventor who wishes patent protection in another country must apply for a patent in a specific country or in regional patent offices. Applicants may wish to consider the filing of an international application under the Patent Cooperation Treaty (PCT). An international (PCT) application generally has the same effect as a regular national patent application in each PCT-member country. The PCT process **simplifies** the filing of patent applications on the same invention in member countries, but **does not result** in a grant of "an international patent" and does not eliminate the need of applicants to file additional documents and fees in countries where patent protection is desired.

Almost every country has its own patent law, and a person desiring a patent in a particular country must make an application for patent in that country in accordance with its particular laws. Since the laws of many countries differ in various respects from the patent law of the United States, applicants are advised to seek guidance from specific foreign countries to ensure that patent rights are not lost prematurely.

Applicants also are advised that in the case of inventions made in the United States, the Director of the USPTO must issue a license before applicants can apply for a patent in a foreign country. The filing of a U.S. patent application serves as a request for a foreign filing license. The application's filing receipt contains further information and guidance as to the status of applicant's license for foreign filing.

Applicants may wish to consult the USPTO booklet, "General Information Concerning Patents" (specifically, the section entitled "Treaties and Foreign Patents") for more information on timeframes and deadlines for filing foreign patent applications. The guide is available either by contacting the USPTO Contact Center at 800-786-9199, or it can be viewed on the USPTO website at <http://www.uspto.gov/web/offices/pac/doc/general/index.html>.

For information on preventing theft of your intellectual property (patents, trademarks and copyrights), you may wish to consult the U.S. Government website, <http://www.stopfakes.gov>. Part of a Department of Commerce initiative, this website includes self-help "toolkits" giving innovators guidance on how to protect intellectual property in specific countries such as China, Korea and Mexico. For questions regarding patent enforcement issues, applicants may call the U.S. Government hotline at 1-866-999-HALT (1-866-999-4258).

LICENSE FOR FOREIGN FILING UNDER
Title 35, United States Code, Section 184
Title 37, Code of Federal Regulations, 5.11 & 5.15

GRANTED

The applicant has been granted a license under 35 U.S.C. 184, if the phrase "IF REQUIRED, FOREIGN FILING LICENSE GRANTED" followed by a date appears on this form. Such licenses are issued in all applications where the conditions for issuance of a license have been met, regardless of whether or not a license may be required as set forth in 37 CFR 5.15. The scope and limitations of this license are set forth in 37 CFR 5.15(a) unless an earlier license has been issued under 37 CFR 5.15(b). The license is subject to revocation upon written notification. The date indicated is the effective date of the license, unless an earlier license of similar scope has been granted under 37 CFR 5.13 or 5.14.

This license is to be retained by the licensee and may be used at any time on or after the effective date thereof unless it is revoked. This license is automatically transferred to any related applications(s) filed under 37 CFR 1.53(d). This license is not retroactive.

The grant of a license does not in any way lessen the responsibility of a licensee for the security of the subject matter as imposed by any Government contract or the provisions of existing laws relating to espionage and the national security or the export of technical data. Licensees should apprise themselves of current regulations especially with respect to certain countries, of other agencies, particularly the Office of Defense Trade Controls, Department of State (with respect to Arms, Munitions and Implements of War (22 CFR 121-128)); the Bureau of Industry and Security, Department of Commerce (15 CFR parts 730-774); the Office of Foreign Assets Control, Department of Treasury (31 CFR Parts 500+) and the Department of Energy.

NOT GRANTED

No license under 35 U.S.C. 184 has been granted at this time, if the phrase "IF REQUIRED, FOREIGN FILING LICENSE GRANTED" DOES NOT appear on this form. Applicant may still petition for a license under 37 CFR 5.12, if a license is desired before the expiration of 6 months from the filing date of the application. If 6 months has lapsed from the filing date of this application and the licensee has not received any indication of a secrecy order under 35 U.S.C. 181, the licensee may foreign file the application pursuant to 37 CFR 5.15(b).

SelectUSA

The United States represents the largest, most dynamic marketplace in the world and is an unparalleled location for business investment, innovation, and commercialization of new technologies. The U.S. offers tremendous resources and advantages for those who invest and manufacture goods here. Through SelectUSA, our nation works to promote and facilitate business investment. SelectUSA provides information assistance to the international investor community; serves as an ombudsman for existing and potential investors; advocates on behalf of U.S. cities, states, and regions competing for global investment; and counsels U.S. economic development organizations on investment attraction best practices. To learn more about why the United States is the best country in the world to develop technology, manufacture products, deliver services, and grow your business, visit <http://www.SelectUSA.gov> or call +1-202-482-6800.

Under the Paperwork Reduction Act of 1995, no persons are required to respond to a collection of information unless it displays a valid OMB control number.

TRANSMITTAL FOR POWER OF ATTORNEY TO ONE OR MORE REGISTERED PRACTITIONERS

NOTE: This form is to be submitted with the Power of Attorney by Applicant form (PTO/AIA/82B) to identify the application to which the Power of Attorney is directed, in accordance with 37 CFR 1.5, unless the application number and filing date are identified in the Power of Attorney by Applicant form. If neither form PTO/AIA/82A nor form PTO/AIA82B identifies the application to which the Power of Attorney is directed, the Power of Attorney will not be recognized in the application.

Application Number	Unknown
Filing Date	Herewith
First Named Inventor	Alastair Edwin McAuley
Title	BREATHING ASSISTANCE APPARATUS
Art Unit	Unknown
Examiner Name	Unknown
Attorney Docket Number	FPHCR.112C2

SIGNATURE of Applicant or Patent Practitioner

Signature	/Michael Guiliana/	Date (Optional)	2015-09-04
Name	Michael A. Guiliana	Registration Number	42611
Title (if Applicant is a juristic entity)			
Applicant Name (if Applicant is a juristic entity)			

NOTE: This form must be signed in accordance with 37 CFR 1.33. See 37 CFR 1.4(d) for signature requirements and certifications. If more than one applicant, use multiple forms.

*Total of _____ forms are submitted.

This collection of information is required by 37 CFR 1.131, 1.32, and 1.33. The information is required to obtain or retain a benefit by the public which is to file (and by the USPTO to process) an application. Confidentiality is governed by 35 U.S.C. 122 and 37 CFR 1.11 and 1.14. This collection is estimated to take 3 minutes to complete, including gathering, preparing, and submitting the completed application form to the USPTO. Time will vary depending upon the individual case. Any comments on the amount of time you require to complete this form and/or suggestions for reducing this burden, should be sent to the Chief Information Officer, U.S. Patent and Trademark Office, U.S. Department of Commerce, P.O. Box 1450, Alexandria, VA 22313-1450. DO NOT SEND FEES OR COMPLETED FORMS TO THIS ADDRESS. **SEND TO: Commissioner for Patents, P.O. Box 1450, Alexandria, VA 22313-1450.**

If you need assistance in completing the form, call 1-800-PTO-9199 and select option 2.

POWER OF ATTORNEY BY APPLICANT

Commissioner for Patents
P.O. Box 1450
Alexandria, VA 22313-1450

Dear Sir:

I hereby revoke all previous powers of attorney given in the application identified in the attached transmittal letter.

I hereby appoint Practitioner(s) associated with the following Customer Number as my/our attorney(s) or agent(s), and to transact all business in the United States Patent and Trademark Office connected therewith for the application referenced in the attached transmittal letter (form PTO/AIA/82A or equivalent): **Customer No. 20,995**

Please recognize or change the correspondence address for the application identified in the attached transmittal letter to the address associated with **Customer No. 20,995**.

I am the Applicant: FISHER & PAYKEL HEALTHCARE LIMITED, the Assignee or Person to Whom the Inventor is Under an Obligation to Assign.

Signature of Applicant for Patent

The undersigned (whose title is supplied below) is authorized to act on behalf of the applicant.

Signature:	<u>L. Graddon</u>	Date:	<u>3/7/13</u>
Name:	<u>L. GRADDON</u>	Title:	<u>SENIOR VICE PRESIDENT</u>
Signature:	<u>Michael Daniell</u>	Date:	<u>3/7/13</u>
Name:	<u>Michael Daniell</u>	Title:	<u>CEO</u>

14737883:ah
012513

**CERTIFICATION AND REQUEST FOR PRIORITIZED EXAMINATION
 UNDER 37 CFR 1.102(e)** (Page 1 of 1)

First Named Inventor:	Alastair Edwin McAuley	Nonprovisional Application Number (if known):	Unknown
Title of Invention:	BREATHING ASSISTANCE APPARATUS		

APPLICANT HEREBY CERTIFIES THE FOLLOWING AND REQUESTS PRIORITIZED EXAMINATION FOR THE ABOVE-IDENTIFIED APPLICATION.

1. The processing fee set forth in 37 CFR 1.17(i)(1) and the prioritized examination fee set forth in 37 CFR 1.17(c) have been filed with the request. The publication fee requirement is met because that fee, set forth in 37 CFR 1.18(d), is currently \$0. The basic filing fee, search fee, and examination fee are filed with the request or have been already been paid. I understand that any required excess claims fees or application size fee must be paid for the application.
2. I understand that the application may not contain, or be amended to contain, more than four independent claims, more than thirty total claims, or any multiple dependent claims, and that any request for an extension of time will cause an outstanding Track I request to be dismissed.

3. The applicable box is checked below:

I. Original Application (Track One) - Prioritized Examination under § 1.102(e)(1)

- i. (a) The application is an original nonprovisional utility application filed under 35 U.S.C. 111(a). This certification and request is being filed with the utility application via EFS-Web.
 ---OR---
 (b) The application is an original nonprovisional plant application filed under 35 U.S.C. 111(a). This certification and request is being filed with the plant application in paper.
- ii. An executed inventor's oath or declaration under 37 CFR 1.63 or 37 CFR 1.64 for each inventor, or the application data sheet meeting the conditions specified in 37 CFR 1.53(f)(3)(i) is filed with the application.

II. Request for Continued Examination - Prioritized Examination under § 1.102(e)(2)

- i. A request for continued examination has been filed with, or prior to, this form.
- ii. If the application is a utility application, this certification and request is being filed via EFS-Web.
- iii. The application is an original nonprovisional utility application filed under 35 U.S.C. 111(a), or is a national stage entry under 35 U.S.C. 371.
- iv. This certification and request is being filed prior to the mailing of a first Office action responsive to the request for continued examination.
- v. No prior request for continued examination has been granted prioritized examination status under 37 CFR 1.102(e)(2).

Signature /Michael Guiliana/	Date 2015-09-04
Name (Print/Typed) Michael A. Guiliana	Practitioner Registration Number 42611

Note: This form must be signed in accordance with 37 CFR 1.33. See 37 CFR 1.4(d) for signature requirements and certifications. Submit multiple forms if more than one signature is required.*

*Total of _____ forms are submitted.

Privacy Act Statement

The **Privacy Act of 1974 (P.L. 93-579)** requires that you be given certain information in connection with your submission of the attached form related to a patent application or patent. Accordingly, pursuant to the requirements of the Act, please be advised that: (1) the general authority for the collection of this information is 35 U.S.C. 2(b)(2); (2) furnishing of the information solicited is voluntary; and (3) the principal purpose for which the information is used by the U.S. Patent and Trademark Office is to process and/or examine your submission related to a patent application or patent. If you do not furnish the requested information, the U.S. Patent and Trademark Office may not be able to process and/or examine your submission, which may result in termination of proceedings or abandonment of the application or expiration of the patent.

The information provided by you in this form will be subject to the following routine uses:

1. The information on this form will be treated confidentially to the extent allowed under the Freedom of Information Act (5 U.S.C. 552) and the Privacy Act (5 U.S.C. 552a). Records from this system of records may be disclosed to the Department of Justice to determine whether disclosure of these records is required by the Freedom of Information Act.
2. A record from this system of records may be disclosed, as a routine use, in the course of presenting evidence to a court, magistrate, or administrative tribunal, including disclosures to opposing counsel in the course of settlement negotiations.
3. A record in this system of records may be disclosed, as a routine use, to a Member of Congress submitting a request involving an individual, to whom the record pertains, when the individual has requested assistance from the Member with respect to the subject matter of the record.
4. A record in this system of records may be disclosed, as a routine use, to a contractor of the Agency having need for the information in order to perform a contract. Recipients of information shall be required to comply with the requirements of the Privacy Act of 1974, as amended, pursuant to 5 U.S.C. 552a(m).
5. A record related to an International Application filed under the Patent Cooperation Treaty in this system of records may be disclosed, as a routine use, to the International Bureau of the World Intellectual Property Organization, pursuant to the Patent Cooperation Treaty.
6. A record in this system of records may be disclosed, as a routine use, to another federal agency for purposes of National Security review (35 U.S.C. 181) and for review pursuant to the Atomic Energy Act (42 U.S.C. 218(c)).
7. A record from this system of records may be disclosed, as a routine use, to the Administrator, General Services, or his/her designee, during an inspection of records conducted by GSA as part of that agency's responsibility to recommend improvements in records management practices and programs, under authority of 44 U.S.C. 2904 and 2906. Such disclosure shall be made in accordance with the GSA regulations governing inspection of records for this purpose, and any other relevant (*i.e.*, GSA or Commerce) directive. Such disclosure shall not be used to make determinations about individuals.
8. A record from this system of records may be disclosed, as a routine use, to the public after either publication of the application pursuant to 35 U.S.C. 122(b) or issuance of a patent pursuant to 35 U.S.C. 151. Further, a record may be disclosed, subject to the limitations of 37 CFR 1.14, as a routine use, to the public if the record was filed in an application which became abandoned or in which the proceedings were terminated and which application is referenced by either a published application, an application open to public inspection or an issued patent.
9. A record from this system of records may be disclosed, as a routine use, to a Federal, State, or local law enforcement agency, if the USPTO becomes aware of a violation or potential violation of law or regulation.

Under the Paperwork Reduction Act of 1995, no persons are required to respond to a collection of information unless it contains a valid OMB control number.

Application Data Sheet 37 CFR 1.76		Attorney Docket Number	FPHCR.112C2
		Application Number	
Title of Invention	BREATHING ASSISTANCE APPARATUS		
<p>The application data sheet is part of the provisional or nonprovisional application for which it is being submitted. The following form contains the bibliographic data arranged in a format specified by the United States Patent and Trademark Office as outlined in 37 CFR 1.76. This document may be completed electronically and submitted to the Office in electronic format using the Electronic Filing System (EFS) or the document may be printed and included in a paper filed application.</p>			

Secrecy Order 37 CFR 5.2

<input type="checkbox"/>	Portions or all of the application associated with this Application Data Sheet may fall under a Secrecy Order pursuant to 37 CFR 5.2 (Paper filers only. Applications that fall under Secrecy Order may not be filed electronically.)
--------------------------	---

Inventor Information:

Inventor 1					<input type="button" value="Remove"/>
Legal Name					
Prefix	Given Name	Middle Name	Family Name	Suffix	
	Alastair	Edwin	McAuley		
Residence Information (Select One) <input checked="" type="radio"/> US Residency <input type="radio"/> Non US Residency <input type="radio"/> Active US Military Service					
City	Dallas	State/Province	TX	Country of Residence ⁱ	US

Mailing Address of Inventor:					
Address 1	15 Maurice Paykel Place, East Tamaki				
Address 2					
City	Auckland	State/Province			
Postal Code	2013	Country ⁱ	NZ		

Inventor 2					<input type="button" value="Remove"/>
Legal Name					
Prefix	Given Name	Middle Name	Family Name	Suffix	
	Craig	Robert	Prentice		
Residence Information (Select One) <input type="radio"/> US Residency <input checked="" type="radio"/> Non US Residency <input type="radio"/> Active US Military Service					
City	Auckland	Country of Residence ⁱ	NZ		

Mailing Address of Inventor:					
Address 1	15 Maurice Paykel Place, East Tamaki				
Address 2					
City	Auckland	State/Province			
Postal Code	2013	Country ⁱ	NZ		

Inventor 3					<input type="button" value="Remove"/>
Legal Name					
Prefix	Given Name	Middle Name	Family Name	Suffix	
	Oliver		Gleeson		

RMD

Under the Paperwork Reduction Act of 1995, no persons are required to respond to a collection of information unless it contains a valid OMB control number.

Application Data Sheet 37 CFR 1.76		Attorney Docket Number	FPHCR.112C2
		Application Number	
Title of Invention	BREATHING ASSISTANCE APPARATUS		

Residence Information (Select One) <input type="radio"/> US Residency <input checked="" type="radio"/> Non US Residency <input type="radio"/> Active US Military Service			
City	Auckland	Country of Residence ⁱ	NZ
Mailing Address of Inventor:			
Address 1	15 Maurice Paykel Place, East Tamaki		
Address 2			
City	Auckland	State/Province	
Postal Code	2013	Country ⁱ	NZ
All Inventors Must Be Listed - Additional Inventor Information blocks may be generated within this form by selecting the Add button.			<input type="button" value="Add"/>

Correspondence Information:

Enter either Customer Number or complete the Correspondence Information section below. For further information see 37 CFR 1.33(a).			
<input type="checkbox"/> An Address is being provided for the correspondence information of this application.			
Customer Number	20995		
Email Address	efiling@knobbe.com	<input type="button" value="Add Email"/>	<input type="button" value="Remove Email"/>

Application Information:

Title of the Invention	BREATHING ASSISTANCE APPARATUS		
Attorney Docket Number	FPHCR.112C2	Small Entity Status Claimed	<input type="checkbox"/>
Application Type	Nonprovisional		
Subject Matter	Utility		
Total Number of Drawing Sheets (if any)	10	Suggested Figure for Publication (if any)	

Filing By Reference :

Only complete this section when filing an application by reference under 35 U.S.C. 111(c) and 37 CFR 1.57(a). Do not complete this section if application papers including a specification and any drawings are being filed. Any domestic benefit or foreign priority information must be provided in the appropriate section(s) below (i.e., "Domestic Benefit/National Stage Information" and "Foreign Priority Information").

For the purposes of a filing date under 37 CFR 1.53(b), the description and any drawings of the present application are replaced by this reference to the previously filed application, subject to conditions and requirements of 37 CFR 1.57(a).

Application number of the previously filed application	Filing date (YYYY-MM-DD)	Intellectual Property Authority or Country ⁱ

Application Data Sheet 37 CFR 1.76	Attorney Docket Number	FPHCR.112C2
	Application Number	
Title of Invention	BREATHING ASSISTANCE APPARATUS	

Publication Information:

<input type="checkbox"/>	Request Early Publication (Fee required at time of Request 37 CFR 1.219)
<input type="checkbox"/>	Request Not to Publish. I hereby request that the attached application not be published under 35 U.S.C. 122(b) and certify that the invention disclosed in the attached application has not and will not be the subject of an application filed in another country, or under a multilateral international agreement, that requires publication at eighteen months after filing.

Representative Information:

<p>Representative information should be provided for all practitioners having a power of attorney in the application. Providing this information in the Application Data Sheet does not constitute a power of attorney in the application (see 37 CFR 1.32). Either enter Customer Number or complete the Representative Name section below. If both sections are completed the customer Number will be used for the Representative Information during processing.</p>			
Please Select One:	<input checked="" type="radio"/> Customer Number	<input type="radio"/> US Patent Practitioner	<input type="radio"/> Limited Recognition (37 CFR 11.9)
Customer Number	20995		

Domestic Benefit/National Stage Information:

This section allows for the applicant to either claim benefit under 35 U.S.C. 119(e), 120, 121, 365(c), or 386(c) or indicate National Stage entry from a PCT application. Providing this information in the application data sheet constitutes the specific reference required by 35 U.S.C. 119(e) or 120, and 37 CFR 1.78.

When referring to the current application, please leave the application number blank.

Prior Application Status	Pending	Remove			
Application Number	Continuity Type	Prior Application Number	Filing Date (YYYY-MM-DD)		
	Continuation of	14/333134	2014-07-16		
Prior Application Status	Patented	Remove			
Application Number	Continuity Type	Prior Application Number	Filing Date (YYYY-MM-DD)	Patent Number	Issue Date (YYYY-MM-DD)
14333134	Continuation of	10/598026	2007-10-18	8783257	2014-07-22
Prior Application Status	Expired	Remove			
Application Number	Continuity Type	Prior Application Number	Filing Date (YYYY-MM-DD)		
10/598026	a 371 of international	PCT/NZ05/000023	2005-02-18		
Additional Domestic Benefit/National Stage Data may be generated within this form by selecting the Add button.					Add

Foreign Priority Information:

Application Data Sheet 37 CFR 1.76	Attorney Docket Number	FPHCR.112C2
	Application Number	
Title of Invention	BREATHING ASSISTANCE APPARATUS	

This section allows for the applicant to claim priority to a foreign application. Providing this information in the application data sheet constitutes the claim for priority as required by 35 U.S.C. 119(b) and 37 CFR 1.55. When priority is claimed to a foreign application that is eligible for retrieval under the priority document exchange program (PDX) the information will be used by the Office to automatically attempt retrieval pursuant to 37 CFR 1.55(i)(1) and (2). Under the PDX program, applicant bears the ultimate responsibility for ensuring that a copy of the foreign application is received by the Office from the participating foreign intellectual property office, or a certified copy of the foreign priority application is filed, within the time period specified in 37 CFR 1.55(g)(1).

Application Number	Country ⁱ	Filing Date (YYYY-MM-DD)	<input type="button" value="Remove"/> Access Code ⁱ (if applicable)
531332	NZ	2004-02-23	
Application Number	Country ⁱ	Filing Date (YYYY-MM-DD)	<input type="button" value="Remove"/> Access Code ⁱ (if applicable)
534606	NZ	2004-08-06	
Additional Foreign Priority Data may be generated within this form by selecting the Add button.			<input type="button" value="Add"/>

Statement under 37 CFR 1.55 or 1.78 for AIA (First Inventor to File) Transition Applications

<p>This application (1) claims priority to or the benefit of an application filed before March 16, 2013 and (2) also contains, or contained at any time, a claim to a claimed invention that has an effective filing date on or after March 16, 2013.</p> <p><input type="checkbox"/> NOTE: By providing this statement under 37 CFR 1.55 or 1.78, this application, with a filing date on or after March 16, 2013, will be examined under the first inventor to file provisions of the AIA.</p>
--

Authorization to Permit Access:

<input checked="" type="checkbox"/> Authorization to Permit Access to the Instant Application by the Participating Offices
--

Application Data Sheet 37 CFR 1.76	Attorney Docket Number	FPHCR.112C2
	Application Number	
Title of Invention	BREATHING ASSISTANCE APPARATUS	

If checked, the undersigned hereby grants the USPTO authority to provide the European Patent Office (EPO), the Japan Patent Office (JPO), the Korean Intellectual Property Office (KIPO), the World Intellectual Property Office (WIPO), and any other intellectual property offices in which a foreign application claiming priority to the instant patent application is filed access to the instant patent application. See 37 CFR 1.14(c) and (h). This box should not be checked if the applicant does not wish the EPO, JPO, KIPO, WIPO, or other intellectual property office in which a foreign application claiming priority to the instant patent application is filed to have access to the instant patent application.

In accordance with 37 CFR 1.14(h)(3), access will be provided to a copy of the instant patent application with respect to: 1) the instant patent application-as-filed; 2) any foreign application to which the instant patent application claims priority under 35 U.S.C. 119(a)-(d) if a copy of the foreign application that satisfies the certified copy requirement of 37 CFR 1.55 has been filed in the instant patent application; and 3) any U.S. application-as-filed from which benefit is sought in the instant patent application.

In accordance with 37 CFR 1.14(c), access may be provided to information concerning the date of filing this Authorization.

Applicant Information:

Providing assignment information in this section does not substitute for compliance with any requirement of part 3 of Title 37 of CFR to have an assignment recorded by the Office.			
Applicant 1			<input type="button" value="Remove"/>
If the applicant is the inventor (or the remaining joint inventor or inventors under 37 CFR 1.45), this section should not be completed. The information to be provided in this section is the name and address of the legal representative who is the applicant under 37 CFR 1.43; or the name and address of the assignee, person to whom the inventor is under an obligation to assign the invention, or person who otherwise shows sufficient proprietary interest in the matter who is the applicant under 37 CFR 1.46. If the applicant is an applicant under 37 CFR 1.46 (assignee, person to whom the inventor is obligated to assign, or person who otherwise shows sufficient proprietary interest) together with one or more joint inventors, then the joint inventor or inventors who are also the applicant should be identified in this section.			
<input type="button" value="Clear"/>			
<input checked="" type="radio"/> Assignee	<input type="radio"/> Legal Representative under 35 U.S.C. 117	<input type="radio"/> Joint Inventor	
<input type="radio"/> Person to whom the inventor is obligated to assign.		<input type="radio"/> Person who shows sufficient proprietary interest	
If applicant is the legal representative, indicate the authority to file the patent application, the inventor is:			
Name of the Deceased or Legally Incapacitated Inventor : <input type="text"/>			
If the Applicant is an Organization check here. <input checked="" type="checkbox"/>			
Organization Name	Fisher & Paykel Healthcare Limited		
Mailing Address Information For Applicant:			
Address 1	15 Maurice Paykel Place, East Tamaki		
Address 2			
City	Auckland	State/Province	
Country ⁱ	NZ	Postal Code	2013
Phone Number		Fax Number	

Application Data Sheet 37 CFR 1.76		Attorney Docket Number	FPHCR.112C2	
		Application Number		
Title of Invention	BREATHING ASSISTANCE APPARATUS			
Email Address				
Additional Applicant Data may be generated within this form by selecting the Add button.				<input type="button" value="Add"/>

Assignee Information including Non-Applicant Assignee Information:

Providing assignment information in this section does not substitute for compliance with any requirement of part 3 of Title 37 of CFR to have an assignment recorded by the Office.

Assignee 1				
Complete this section if assignee information, including non-applicant assignee information, is desired to be included on the patent application publication. An assignee-applicant identified in the "Applicant Information" section will appear on the patent application publication as an applicant. For an assignee-applicant, complete this section only if identification as an assignee is also desired on the patent application publication.				
				<input type="button" value="Remove"/>
If the Assignee or Non-Applicant Assignee is an Organization check here.				<input type="checkbox"/>
Prefix	Given Name	Middle Name	Family Name	Suffix
Mailing Address Information For Assignee including Non-Applicant Assignee:				
Address 1				
Address 2				
City		State/Province		
Country i	Postal Code			
Phone Number		Fax Number		
Email Address				
Additional Assignee or Non-Applicant Assignee Data may be generated within this form by selecting the Add button.				<input type="button" value="Add"/>

Signature:

NOTE: This form must be signed in accordance with 37 CFR 1.33. See 37 CFR 1.4 for signature requirements and certifications.				
Signature	/Michael Guiliana/		Date (YYYY-MM-DD)	2015-09-04
First Name	Michael	Last Name	Guiliana	Registration Number
				42611
Additional Signature may be generated within this form by selecting the Add button.				<input type="button" value="Add"/>

Under the Paperwork Reduction Act of 1995, no persons are required to respond to a collection of information unless it contains a valid OMB control number.

Application Data Sheet 37 CFR 1.76	Attorney Docket Number	FPHCR.112C2
	Application Number	
Title of Invention	BREATHING ASSISTANCE APPARATUS	

This collection of information is required by 37 CFR 1.76. The information is required to obtain or retain a benefit by the public which is to file (and by the USPTO to process) an application. Confidentiality is governed by 35 U.S.C. 122 and 37 CFR 1.14. This collection is estimated to take 23 minutes to complete, including gathering, preparing, and submitting the completed application data sheet form to the USPTO. Time will vary depending upon the individual case. Any comments on the amount of time you require to complete this form and/or suggestions for reducing this burden, should be sent to the Chief Information Officer, U.S. Patent and Trademark Office, U.S. Department of Commerce, P.O. Box 1450, Alexandria, VA 22313-1450. DO NOT SEND FEES OR COMPLETED FORMS TO THIS ADDRESS. **SEND TO: Commissioner for Patents, P.O. Box 1450, Alexandria, VA 22313-1450.**


Privacy Act Statement

The Privacy Act of 1974 (P.L. 93-579) requires that you be given certain information in connection with your submission of the attached form related to a patent application or patent. Accordingly, pursuant to the requirements of the Act, please be advised that: (1) the general authority for the collection of this information is 35 U.S.C. 2(b)(2); (2) furnishing of the information solicited is voluntary; and (3) the principal purpose for which the information is used by the U.S. Patent and Trademark Office is to process and/or examine your submission related to a patent application or patent. If you do not furnish the requested information, the U.S. Patent and Trademark Office may not be able to process and/or examine your submission, which may result in termination of proceedings or abandonment of the application or expiration of the patent.

The information provided by you in this form will be subject to the following routine uses:

1. The information on this form will be treated confidentially to the extent allowed under the Freedom of Information Act (5 U.S.C. 552) and the Privacy Act (5 U.S.C. 552a). Records from this system of records may be disclosed to the Department of Justice to determine whether the Freedom of Information Act requires disclosure of these records.
2. A record from this system of records may be disclosed, as a routine use, in the course of presenting evidence to a court, magistrate, or administrative tribunal, including disclosures to opposing counsel in the course of settlement negotiations.
3. A record in this system of records may be disclosed, as a routine use, to a Member of Congress submitting a request involving an individual, to whom the record pertains, when the individual has requested assistance from the Member with respect to the subject matter of the record.
4. A record in this system of records may be disclosed, as a routine use, to a contractor of the Agency having need for the information in order to perform a contract. Recipients of information shall be required to comply with the requirements of the Privacy Act of 1974, as amended, pursuant to 5 U.S.C. 552a(m).
5. A record related to an International Application filed under the Patent Cooperation Treaty in this system of records may be disclosed, as a routine use, to the International Bureau of the World Intellectual Property Organization, pursuant to the Patent Cooperation Treaty.
6. A record in this system of records may be disclosed, as a routine use, to another federal agency for purposes of National Security review (35 U.S.C. 181) and for review pursuant to the Atomic Energy Act (42 U.S.C. 218(c)).
7. A record from this system of records may be disclosed, as a routine use, to the Administrator, General Services, or his/her designee, during an inspection of records conducted by GSA as part of that agency's responsibility to recommend improvements in records management practices and programs, under authority of 44 U.S.C. 2904 and 2906. Such disclosure shall be made in accordance with the GSA regulations governing inspection of records for this purpose, and any other relevant (i.e., GSA or Commerce) directive. Such disclosure shall not be used to make determinations about individuals.
8. A record from this system of records may be disclosed, as a routine use, to the public after either publication of the application pursuant to 35 U.S.C. 122(b) or issuance of a patent pursuant to 35 U.S.C. 151. Further, a record may be disclosed, subject to the limitations of 37 CFR 1.14, as a routine use, to the public if the record was filed in an application which became abandoned or in which the proceedings were terminated and which application is referenced by either a published application, an application open to public inspections or an issued patent.
9. A record from this system of records may be disclosed, as a routine use, to a Federal, State, or local law enforcement agency, if the USPTO becomes aware of a violation or potential violation of law or regulation.

DECLARATION (37 CFR 1.63) FOR UTILITY OR DESIGN APPLICATION USING AN APPLICATION DATA SHEET (37 CFR 1.76)

Title of Invention	BREATHING ASSISTANCE APPARATUS
<p>As the below named inventor, I hereby declare that:</p> <p>This declaration is directed to: <input type="checkbox"/> The attached application, or <input checked="" type="checkbox"/> United States application or PCT international application number <u>14/333134</u> filed on <u>July 16, 2014</u></p> <p>The above-identified application was made or authorized to be made by me.</p> <p>I believe that I am the original inventor or an original joint inventor of a claimed invention in the application.</p> <p>I hereby acknowledge that any willful false statement made in this declaration is punishable under 18 U.S.C. 1001 by fine or imprisonment of not more than five (5) years, or both.</p> <p style="text-align: center;">WARNING:</p> <p>Petitioner/applicant is cautioned to avoid submitting personal information in documents filed in a patent application that may contribute to identity theft. Personal information such as social security numbers, bank account numbers, or credit card numbers (other than a check or credit card authorization form PTO-2038 submitted for payment purposes) is never required by the USPTO to support a petition or an application. If this type of personal information is included in documents submitted to the USPTO, petitioners/applicants should consider redacting such personal information from the documents before submitting them to the USPTO. Petitioner/applicant is advised that the record of a patent application is available to the public after publication of the application (unless a non-publication request in compliance with 37 CFR 1.213(a) is made in the application) or issuance of a patent. Furthermore, the record from an abandoned application may also be available to the public if the application is referenced in a published application or an issued patent (see 37 CFR 1.14). Checks and credit card authorization forms PTO-2038 submitted for payment purposes are not retained in the application file and therefore are not publicly available.</p>	
<p>LEGAL NAME OF INVENTOR</p> <p>Inventor: <u>Alastair Edwin McAuley</u> Date (Optional): <u>19/A, /14.</u></p> <p>Signature: </p>	
<p>Note: An application data sheet (PTO/SB/14 or equivalent), including naming the entire inventive entity, must accompany this form or must have been previously filed. Use an additional PTO/AIA/01 form for each additional inventor.</p>	

This collection of information is required by 35 U.S.C. 115 and 37 CFR 1.63. The information is required to obtain or retain a benefit by the public which is to file (and by the USPTO to process) an application. Confidentiality is governed by 35 U.S.C. 122 and 37 CFR 1.11 and 1.14. This collection is estimated to take 1 minute to complete, including gathering, preparing, and submitting the completed application form to the USPTO. Time will vary depending upon the individual case. Any comments on the amount of time you require to complete this form and/or suggestions for reducing this burden, should be sent to the Chief Information Officer, U.S. Patent and Trademark Office, U.S. Department of Commerce, P.O. Box 1450, Alexandria, VA 22313-1450. DO NOT SEND FEES OR COMPLETED FORMS TO THIS ADDRESS. SEND TO: Commissioner for Patents, P.O. Box 1450, Alexandria, VA 22313-1450.

If you need assistance in completing the form, call 1-800-PTO-9199 and select option 2.

Privacy Act Statement

The **Privacy Act of 1974 (P.L. 93-579)** requires that you be given certain information in connection with your submission of the attached form related to a patent application or patent. Accordingly, pursuant to the requirements of the Act, please be advised that: (1) the general authority for the collection of this information is 35 U.S.C. 2(b)(2); (2) furnishing of the information solicited is voluntary; and (3) the principal purpose for which the information is used by the U.S. Patent and Trademark Office is to process and/or examine your submission related to a patent application or patent. If you do not furnish the requested information, the U.S. Patent and Trademark Office may not be able to process and/or examine your submission, which may result in termination of proceedings or abandonment of the application or expiration of the patent.

The information provided by you in this form will be subject to the following routine uses:

1. The information on this form will be treated confidentially to the extent allowed under the Freedom of Information Act (5 U.S.C. 552) and the Privacy Act (5 U.S.C. 552a). Records from this system of records may be disclosed to the Department of Justice to determine whether disclosure of these records is required by the Freedom of Information Act.
2. A record from this system of records may be disclosed, as a routine use, in the course of presenting evidence to a court, magistrate, or administrative tribunal, including disclosures to opposing counsel in the course of settlement negotiations.
3. A record in this system of records may be disclosed, as a routine use, to a Member of Congress submitting a request involving an individual, to whom the record pertains, when the individual has requested assistance from the Member with respect to the subject matter of the record.
4. A record in this system of records may be disclosed, as a routine use, to a contractor of the Agency having need for the information in order to perform a contract. Recipients of information shall be required to comply with the requirements of the Privacy Act of 1974, as amended, pursuant to 5 U.S.C. 552a(m).
5. A record related to an International Application filed under the Patent Cooperation Treaty in this system of records may be disclosed, as a routine use, to the International Bureau of the World Intellectual Property Organization, pursuant to the Patent Cooperation Treaty.
6. A record in this system of records may be disclosed, as a routine use, to another federal agency for purposes of National Security review (35 U.S.C. 181) and for review pursuant to the Atomic Energy Act (42 U.S.C. 218(c)).
7. A record from this system of records may be disclosed, as a routine use, to the Administrator, General Services, or his/her designee, during an inspection of records conducted by GSA as part of that agency's responsibility to recommend improvements in records management practices and programs, under authority of 44 U.S.C. 2904 and 2906. Such disclosure shall be made in accordance with the GSA regulations governing inspection of records for this purpose, and any other relevant (*i.e.*, GSA or Commerce) directive. Such disclosure shall not be used to make determinations about individuals.
8. A record from this system of records may be disclosed, as a routine use, to the public after either publication of the application pursuant to 35 U.S.C. 122(b) or issuance of a patent pursuant to 35 U.S.C. 151. Further, a record may be disclosed, subject to the limitations of 37 CFR 1.14, as a routine use, to the public if the record was filed in an application which became abandoned or in which the proceedings were terminated and which application is referenced by either a published application, an application open to public inspection or an issued patent.
9. A record from this system of records may be disclosed, as a routine use, to a Federal, State, or local law enforcement agency, if the USPTO becomes aware of a violation or potential violation of law or regulation.

Under the Paperwork Reduction Act of 1995, no persons are required to respond to a collection of information unless it displays a valid OMB control number.

DECLARATION (37 CFR 1.63) FOR UTILITY OR DESIGN APPLICATION USING AN APPLICATION DATA SHEET (37 CFR 1.76)

Title of Invention	BREATHING ASSISTANCE APPARATUS
-------------------------------	---------------------------------------

As the below named inventor, I hereby declare that:

This declaration is directed to: The attached application, or
 United States application or PCT international application number 14/333134
filed on July 16, 2014

The above-identified application was made or authorized to be made by me.

I believe that I am the original inventor or an original joint inventor of a claimed invention in the application.


I hereby acknowledge that any willful false statement made in this declaration is punishable under 18 U.S.C. 1001 by fine or imprisonment of not more than five (5) years, or both.

WARNING:

Petitioner/applicant is cautioned to avoid submitting personal information in documents filed in a patent application that may contribute to identify theft. Personal information such as social security numbers, bank account numbers, or credit card numbers (other than a check or credit card authorization form PTO-2038 submitted for payment purposes) is never required by the USPTO to support a petition or an application. If this type of personal information is included in documents submitted to the USPTO, petitioners/applicants should consider redacting such personal information from the documents before submitting them to the USPTO. Petitioner/applicant is advised that the record of a patent application is available to the public after publication of the application (unless a non-publication request in compliance with 37 CFR 1.213(a) is made in the application) or issuance of a patent. Furthermore, the record from an abandoned application may also be available to the public if the application is referenced in a published application or an issued patent (see 37 CFR 1.14). Checks and credit card authorization forms PTO-2038 submitted for payment purposes are not retained in the application file and therefore are not publicly available.

LEGAL NAME OF INVENTOR

Inventor: Craig Robert Prentice Date (Optional): 20 AUG 14

Signature: 

Note: An application data sheet (PTO/SB/14 or equivalent), including naming the entire inventive entity, must accompany this form or must have been previously filed. Use an additional PTO/AIA/01 form for each additional inventor.

This collection of information is required by 35 U.S.C. 115 and 37 CFR 1.63. The information is required to obtain or retain a benefit by the public which is to file (and by the USPTO to process) an application. Confidentiality is governed by 35 U.S.C. 122 and 37 CFR 1.11 and 1.14. This collection is estimated to take 1 minute to complete, including gathering, preparing, and submitting the completed application form to the USPTO. Time will vary depending upon the individual case. Any comments on the amount of time you require to complete this form and/or suggestions for reducing this burden, should be sent to the Chief Information Officer, U.S. Patent and Trademark Office, U.S. Department of Commerce, P.O. Box 1450, Alexandria, VA 22313-1450. DO NOT SEND FEES OR COMPLETED FORMS TO THIS ADDRESS. SEND TO: Commissioner for Patents, P.O. Box 1450, Alexandria, VA 22313-1450.
If you need assistance in completing the form, call 1-800-PTO-9199 and select option 2.

Privacy Act Statement

The **Privacy Act of 1974 (P.L. 93-579)** requires that you be given certain information in connection with your submission of the attached form related to a patent application or patent. Accordingly, pursuant to the requirements of the Act, please be advised that: (1) the general authority for the collection of this information is 35 U.S.C. 2(b)(2); (2) furnishing of the information solicited is voluntary; and (3) the principal purpose for which the information is used by the U.S. Patent and Trademark Office is to process and/or examine your submission related to a patent application or patent. If you do not furnish the requested information, the U.S. Patent and Trademark Office may not be able to process and/or examine your submission, which may result in termination of proceedings or abandonment of the application or expiration of the patent.

The information provided by you in this form will be subject to the following routine uses:

1. The information on this form will be treated confidentially to the extent allowed under the Freedom of Information Act (5 U.S.C. 552) and the Privacy Act (5 U.S.C. 552a). Records from this system of records may be disclosed to the Department of Justice to determine whether disclosure of these records is required by the Freedom of Information Act.
2. A record from this system of records may be disclosed, as a routine use, in the course of presenting evidence to a court, magistrate, or administrative tribunal, including disclosures to opposing counsel in the course of settlement negotiations.
3. A record in this system of records may be disclosed, as a routine use, to a Member of Congress submitting a request involving an individual, to whom the record pertains, when the individual has requested assistance from the Member with respect to the subject matter of the record.
4. A record in this system of records may be disclosed, as a routine use, to a contractor of the Agency having need for the information in order to perform a contract. Recipients of information shall be required to comply with the requirements of the Privacy Act of 1974, as amended, pursuant to 5 U.S.C. 552a(m).
5. A record related to an International Application filed under the Patent Cooperation Treaty in this system of records may be disclosed, as a routine use, to the International Bureau of the World Intellectual Property Organization, pursuant to the Patent Cooperation Treaty.
6. A record in this system of records may be disclosed, as a routine use, to another federal agency for purposes of National Security review (35 U.S.C. 181) and for review pursuant to the Atomic Energy Act (42 U.S.C. 218(c)).
7. A record from this system of records may be disclosed, as a routine use, to the Administrator, General Services, or his/her designee, during an inspection of records conducted by GSA as part of that agency's responsibility to recommend improvements in records management practices and programs, under authority of 44 U.S.C. 2904 and 2906. Such disclosure shall be made in accordance with the GSA regulations governing inspection of records for this purpose, and any other relevant (*i.e.*, GSA or Commerce) directive. Such disclosure shall not be used to make determinations about individuals.
8. A record from this system of records may be disclosed, as a routine use, to the public after either publication of the application pursuant to 35 U.S.C. 122(b) or issuance of a patent pursuant to 35 U.S.C. 151. Further, a record may be disclosed, subject to the limitations of 37 CFR 1.14, as a routine use, to the public if the record was filed in an application which became abandoned or in which the proceedings were terminated and which application is referenced by either a published application, an application open to public inspection or an issued patent.
9. A record from this system of records may be disclosed, as a routine use, to a Federal, State, or local law enforcement agency, if the USPTO becomes aware of a violation or potential violation of law or regulation.

Under the Paperwork Reduction Act of 1995, no persons are required to respond to a collection of information unless it displays a valid OMB control number.

SUBSTITUTE STATEMENT IN LIEU OF AN OATH OR DECLARATION FOR UTILITY OR DESIGN PATENT APPLICATION (35 U.S.C. 115(d) AND 37 CFR 1.64)

Title of Invention	BREATHING ASSISTANCE APPARATUS		
This statement is directed to:			
<input type="checkbox"/> The attached application,			
OR			
<input checked="" type="checkbox"/> United States application or PCT international application number <u>14/333134</u> filed on <u>July 16, 2014</u>			
LEGAL NAME of inventor to whom this substitute statement applies:			
(E.g., Given Name (first and middle (if any)) and Family Name or Surname)			
Oliver Gleeson			
Residence (except for a deceased or legally incapacitated inventor):			
City	Auckland	State	Country NZ
Mailing Address (except for a deceased or legally incapacitated inventor):			
19A Ropata Avenue, Point England			
City	Auckland	State	Country NZ
I believe the above-named inventor or joint inventor to be the original inventor or an original joint inventor of a claimed invention in the application.			
The above-identified application was made or authorized to be made by me.			
I hereby acknowledge that any willful false statement made in this statement is punishable under 18 U.S.C. 1001 by fine or imprisonment of not more than five (5) years, or both.			
Relationship to the inventor to whom this substitute statement applies:			
<input type="checkbox"/> Legal Representative (for deceased or legally incapacitated inventor only),			
<input checked="" type="checkbox"/> Assignee,			
<input type="checkbox"/> Person to whom the inventor is under an obligation to assign,			
<input type="checkbox"/> Person who otherwise shows a sufficient proprietary interest in the matter (petition under 37 CFR 1.46 is required), or			
<input type="checkbox"/> Joint Inventor.			

This collection of information is required by 35 U.S.C. 115 and 37 CFR 1.63. The information is required to obtain or retain a benefit by the public which is to file (and by the USPTO to process) an application. Confidentiality is governed by 35 U.S.C. 122 and 37 CFR 1.11 and 1.14. This collection is estimated to take 1 minute to complete, including gathering, preparing, and submitting the completed application form to the USPTO. Time will vary depending upon the individual case. Any comments on the amount of time you require to complete this form and/or suggestions for reducing this burden, should be sent to the Chief Information Officer, U.S. Patent and Trademark Office, U.S. Department of Commerce, P.O. Box 1450, Alexandria, VA 22313-1450. DO NOT SEND FEES OR COMPLETED FORMS TO THIS ADDRESS. SEND TO: Commissioner for Patents, P.O. Box 1450, Alexandria, VA 22313-1450.

If you need assistance in completing the form, call 1-800-PTO-9199 and select option 2.

Under the Paperwork Reduction Act of 1995, no persons are required to respond to a collection of information unless it displays a valid OMB control number.

SUBSTITUTE STATEMENT

Circumstances permitting execution of this substitute statement:

Inventor is deceased,

Inventor is under legal incapacity,

Inventor cannot be found or reached after diligent effort, or

Inventor has refused to execute the oath or declaration under 37 CFR 1.63.

If there are joint inventors, please check the appropriate box below:

An application data sheet under 37 CFR 1.76 (PTO/AIA/14 or equivalent) naming the entire inventive entity has been or is currently submitted.

OR

An application data sheet under 37 CFR 1.76 (PTO/AIA/14 or equivalent) has not been submitted. Thus, a Substitute Statement Supplemental Sheet (PTO/AIA/11 or equivalent) naming the entire inventive entity and providing inventor information is attached. See 37 CFR 1.64(b).

WARNING:

Petitioner/applicant is cautioned to avoid submitting personal information in documents filed in a patent application that may contribute to identity theft. Personal information such as social security numbers, bank account numbers, or credit card numbers (other than a check or credit card authorization form PTO-2038 submitted for payment purposes) is never required by the USPTO to support a petition or an application. If this type of personal information is included in documents submitted to the USPTO, petitioners/applicants should consider redacting such personal information from the documents before submitting them to the USPTO. Petitioner/applicant is advised that the record of a patent application is available to the public after publication of the application (unless a non-publication request in compliance with 37 CFR 1.213(a) is made in the application) or issuance of a patent. Furthermore, the record from an abandoned application may also be available to the public if the application is referenced in a published application or an issued patent (see 37 CFR 1.14). Checks and credit card authorization forms PTO-2038 submitted for payment purposes are not retained in the application file and therefore are not publicly available.

PERSON EXECUTING THIS SUBSTITUTE STATEMENT:

Name: Jon Harwood	Date (Optional): 4 DEC 2014
Signature:	

APPLICANT NAME AND TITLE OF PERSON EXECUTING THIS SUBSTITUTE STATEMENT:

If the applicant is a juristic entity, list the applicant name and the title of the signer:

Fisher & Paykel Healthcare Limited

Applicant Name:

Title of Person Executing This Substitute Statement: **Group Intellectual Property Manager**

The signer, whose title is supplied above, is authorized to act on behalf of the applicant.

Residence of the signer (unless provided in an application data sheet, PTO/AIA/14 or equivalent):

City	State	Country
------	-------	---------

Mailing Address of the signer (unless provided in an application data sheet, PTO/AIA/14 or equivalent)

City	State	Zip	Country
------	-------	-----	---------

Note: Use an additional PTO/AIA/02 form for each inventor who is deceased, legally incapacitated, cannot be found or reached after diligent effort, or has refused to execute the oath or declaration under 37 CFR 1.63.

Privacy Act Statement

The Privacy Act of 1974 (P.L. 93-579) requires that you be given certain information in connection with your submission of the attached form related to a patent application or patent. Accordingly, pursuant to the requirements of the Act, please be advised that: (1) the general authority for the collection of this information is 35 U.S.C. 2(b)(2); (2) furnishing of the information solicited is voluntary; and (3) the principal purpose for which the information is used by the U.S. Patent and Trademark Office is to process and/or examine your submission related to a patent application or patent. If you do not furnish the requested information, the U.S. Patent and Trademark Office may not be able to process and/or examine your submission, which may result in termination of proceedings or abandonment of the application or expiration of the patent.

The information provided by you in this form will be subject to the following routine uses:

1. The information on this form will be treated confidentially to the extent allowed under the Freedom of Information Act (5 U.S.C. 552) and the Privacy Act (5 U.S.C. 552a). Records from this system of records may be disclosed to the Department of Justice to determine whether disclosure of these records is required by the Freedom of Information Act.
2. A record from this system of records may be disclosed, as a routine use, in the course of presenting evidence to a court, magistrate, or administrative tribunal, including disclosures to opposing counsel in the course of settlement negotiations.
3. A record in this system of records may be disclosed, as a routine use, to a Member of Congress submitting a request involving an individual, to whom the record pertains, when the individual has requested assistance from the Member with respect to the subject matter of the record.
4. A record in this system of records may be disclosed, as a routine use, to a contractor of the Agency having need for the information in order to perform a contract. Recipients of information shall be required to comply with the requirements of the Privacy Act of 1974, as amended, pursuant to 5 U.S.C. 552a(m).
5. A record related to an International Application filed under the Patent Cooperation Treaty in this system of records may be disclosed, as a routine use, to the International Bureau of the World Intellectual Property Organization, pursuant to the Patent Cooperation Treaty.
6. A record in this system of records may be disclosed, as a routine use, to another federal agency for purposes of National Security review (35 U.S.C. 181) and for review pursuant to the Atomic Energy Act (42 U.S.C. 218(c)).
7. A record from this system of records may be disclosed, as a routine use, to the Administrator, General Services, or his/her designee, during an inspection of records conducted by GSA as part of that agency's responsibility to recommend improvements in records management practices and programs, under authority of 44 U.S.C. 2904 and 2906. Such disclosure shall be made in accordance with the GSA regulations governing inspection of records for this purpose, and any other relevant (i.e., GSA or Commerce) directive. Such disclosure shall not be used to make determinations about individuals.
8. A record from this system of records may be disclosed, as a routine use, to the public after either publication of the application pursuant to 35 U.S.C. 122(b) or issuance of a patent pursuant to 35 U.S.C. 151. Further, a record may be disclosed, subject to the limitations of 37 CFR 1.14, as a routine use, to the public if the record was filed in an application which became abandoned or in which the proceedings were terminated and which application is referenced by either a published application, an application open to public inspection or an issued patent.
9. A record from this system of records may be disclosed, as a routine use, to a Federal, State, or local law enforcement agency, if the USPTO becomes aware of a violation or potential violation of law or regulation.

CERTIFICATE OF NON-REVOCATION OF POWER OF ATTORNEY

I, THE UNDERSIGNED, hereby certify that:

1. by a Power of Attorney dated 5 November 2013 Fisher & Paykel Healthcare Limited appointed me as its Attorney on the terms and subject to the conditions set out in such Power of Attorney;
2. I have executed the attached document pursuant to the powers conferred upon me by such Power of Attorney; and
3. at the time of signing this Certificate I have not received any notice or intimation of the revocation of my appointment or of the Power of Attorney.

DATED

4 DEC 2014 .



Jon Harwood

BREATHING ASSISTANCE APPARATUS

INCORPORATION BY REFERENCE TO ANY PRIORITY APPLICATIONS

[0001] Any and all applications for which a foreign or domestic priority claim is identified in the Application Data Sheet as filed with the present application are hereby incorporated by reference under 37 CFR 1.57.

BACKGROUND OF THE INVENTIONS

Field of the Inventions

[0002] The present inventions relate to apparatuses for treating sleep apnoea. For example, the present inventions can provide a nasal positive airway pressure device.

Description of the Related Art

[0003] Obstructive Sleep Apnoea (OSA) is a sleep disorder that affects up to at least 5% of the population in which muscles that normally hold the airway open relax and ultimately collapse, sealing the airway. The sleep pattern of an OSA sufferer is characterised by repeated sequences of snoring, breathing difficulty, lack of breathing, waking with a start and then returning to sleep. Often the sufferer is unaware of this pattern occurring. Sufferers of OSA usually experience daytime drowsiness and irritability due to a lack of good continuous sleep.

[0004] In an effort to treat OSA sufferers, a technique known as Continuous Positive Airway Pressure (CPAP) was devised. A CPAP device consists of a gases supply (or blower) with a conduit connected to supply pressurised gases to a patient, usually through a nasal mask. The pressurised air supplied to the patient effectively assists the muscles to keep the patient's airway open, eliminating the typical OSA sleep pattern.

[0005] The procedure for administering CPAP treatment has been well documented in both the technical and patent literature. Briefly stated, CPAP treatment acts as a pneumatic splint of the airway by the provision of a positive pressure, usually in the range 4 to 20 cm H.sub.2O. The air is supplied to the airway by a motor driven blower whose outlet passes via an air delivery hose to a nose (or nose and/or mouth) mask sealingly engaged to a patient's face by means of a harness or other headgear. An exhaust port is provided in the

delivery tube proximate to the mask. More sophisticated forms of positive airway pressure devices, such as bi-level devices and auto-titrating devices, are described in U.S. Pat. No. 5,148,802 of Respironics, Inc. and U.S. Pat. No. 5,245,995 of Rescare Limited, respectively.

[0006] U.S. Pat. No. 5,477,852 of Airways Ltd, Inc. discloses a nasal positive airway pressure device that has a pair of nasal members each having a cannula tip to be inserted into the nares of the patient. Each cannula is tapered from a substantially circular cross-section outside the patient's nostril to a substantially oval cross-section at the tip inserted into the nostril. An inflatable cuff surrounds each cannula with the interior space of the cuff communicating with the lumen of the cannula through at least one aperture in the sidewall of the cannula. The nasal members are connected to one or more flexible hoses that, in turn, are connected to a source of positive air pressure. In use, positive air pressure is supplied to each cannula tip through the air hoses and nasal members. The positive air pressure inflates the cuffs to hold the nasal members in place and to effect treatment. The nasal device of U.S. Pat. No. 5,477,852 is attached to headgear that is located about a patient's head; this headgear could be considered by many patients as cumbersome and uncomfortable.

[0007] Conventional nasal masks used for administering CPAP treatment are also considered uncomfortable and cumbersome, and prior art nasal masks and the like are noisy (due to air leaks). These disadvantages in many cases are a formidable obstacle to patient acceptance of such treatment. Therefore, a substantial number of patients either cannot tolerate treatment or choose to forego treatment. It is believed a substantial number of such patients could benefit from a nasal positive airway pressure apparatus that is more convenient to use and comfortable to wear, thereby resulting in increased treatment compliance.

[0008] As oxygen is supplied as a dry gas it is well known in the art to either heat and/or humidify gases before delivering them for breathing by a patient. In particular when delivering oxygen, or oxygen or air mixture, it has proven beneficial to humidify the gases first. In WO01/41854 of VapoTherm, Inc. a system is disclosed that allows the delivery of humidified oxygen through a nasal cannula. This system uses a narrow bore conduit and nasal cannula with a high resistance to gas flows, thereby requiring the oxygen be of a high

pressure. Air, as well as oxygen can also be passed down the conduit and nasal cannula and it too must be of a high pressure. This system allows the delivery of high flows of oxygen enriched air to the patient, but is limited in the flows achievable due to the narrow bore of the cannula resulting in high resistance gas flow and excessive velocity and noise upon exiting the cannula. Furthermore, the narrowness of the nasal cannula in this system allows easy expiration of gases between the prongs and nares and therefore does not create any positive airway pressure.

[0009] Innomed Technologies, Inc. manufactures a nasal cannula device called the NASALAIRE.TM.. In this device air or oxygen travels down a wide bore conduit to nasal cannula. The NASALAIRE.TM. creates a physical seal between the nares and itself, and relies on the absence of leaks around itself and the nares to deliver pressure supplied by a continuous positive airway pressure (CPAP) blower to the airway of the wearer.

SUMMARY OF THE INVENTIONS

[0010] It is an object of at least some of the present inventions to provide a breathing assistance apparatus which goes some way to overcoming the above mentioned disadvantages or which will at least provide the public a useful choice.

[0011] Accordingly in a first aspect the present inventions consists in a breathing assistance apparatus comprising:

[0012] nasal cannula, shaped to fit within a user's nares, and adapted to deliver said humidified gases to said user,

[0013] a pressurised source of gases,

[0014] transportation means adapted to, in use, be in fluid communication with said source of gases and said nasal cannula and adapted to in use convey said gases to said user,

[0015] wherein said nasal cannula including at least one prong allowing high flow delivery of said humidified gases and creating a positive airway pressure in said patient's airway, said at least one prong having an angled end, such that in use, gases flowing through said prong are directed to said user's nasal passages.

[0016] In a second aspect the present inventions consists in a breathing assistance apparatus comprising:

[0017] nasal cannula, shaped to fit within a user's nares,

[0018] a pressurised source of gases,

[0019] transportation means adapted to, in use, be in fluid communication with said source of gases and said nasal cannula and adapted to in use convey said gases to said user,

[0020] wherein said nasal cannula are adapted to deliver said humidified gases to said user, said nasal cannula including at least one prong allowing high flow delivery of said humidified gases and creating positive airway pressure in said patient's airway, said at least one prong having an end that is flared outwardly.

[0021] To those skilled in the art to which the inventions relate, many changes in construction and widely differing embodiments and applications of the invention will suggest themselves without departing from the scope of the inventions as defined in the appended claims. The disclosures and the descriptions herein are purely illustrative and are not intended to be in any sense limiting.

BRIEF DESCRIPTION OF THE DRAWINGS

[0022] Preferred forms of the present inventions will now be described with reference to the accompanying drawings.

[0023] FIG. 1 is a block diagram of a system providing humidified continuous positive airway pressure to a user as might be used in conjunction with a nasal cannula of the present invention.

[0024] FIG. 2 is a perspective view of a first embodiment of the nasal cannula of the present invention.

[0025] FIG. 3 is a side view of the nasal cannula of FIG. 2.

[0026] FIG. 4 is a plan view of the nasal cannula of FIG. 2.

[0027] FIG. 5 is a prong end view of the nasal cannula of FIG. 2.

[0028] FIG. 6 is an exploded view of the nasal cannula of FIG. 2.

[0029] FIG. 7 is a side view of a second embodiment of a nasal cannula of the present invention.

[0030] FIG. 8 is a side view of a third embodiment of a nasal cannula of the present invention.

[0031] FIG. 9 is a perspective view of a fourth embodiment of a nasal cannula of the present invention.

[0032] FIG. 10 is a side view of the nasal cannula of FIG. 9.

[0033] FIG. 11 is an exploded perspective view of the nasal cannula of FIG. 9.

[0034] FIG. 12 is a front view of the prongs of the nasal cannula of FIG. 9.

[0035] FIG. 13 is an exploded side view of the nasal cannula of FIG. 9.

[0036] FIG. 14 is a side cross-sectional view of a fifth embodiment of the nasal cannula of the present invention where the connection between a body part and connector of the cannula includes a plurality of channels.

[0037] FIG. 15 is a cross-section through AA of the nasal cannula of FIG. 14.

[0038] FIG. 16 is a side cross-sectional view of a sixth embodiment of the nasal cannula of the present invention including a shield that protects an outlet vent from inlet gases.

[0039] FIG. 17 is a cross-section through BB of the nasal cannula of FIG. 16.

DETAILED DESCRIPTION OF THE PREFERRED EMBODIMENT

[0040] Whether used in a hospital environment or in a home environment, the nasal cannula of the present inventions will generally have associated three main pieces of apparatus. Firstly, an active humidifier, which that controls the temperature of a heater plate heating a body of water to achieve a desired temperature and humidity of the gases being humidified. Secondly, a transport conduit from the humidifier to the patient is also required, which is preferably heated to reduce condensation, or "rain out". Thirdly, a cannula designed to fit into the nasal cavity and deliver humidified, pressurized gases. In particular, in one embodiment the nasal cannula of the present invention has two flared end prongs that seal within a patient's nares, although in some embodiments the cannula may have a single prong. The cannula prongs are shaped such that a step is created between them so that the prongs

abut the user's nasal septum in use. Furthermore, the gripping action of the sides of the prongs to the user's septum in use prevents the prongs from dislodging from the user's nares. In another embodiment the prongs of the nasal cannula are angled toward one another as well as having an angled profile at the outlet of gases, such that gases flow from the prongs flows back into the nasal passage and is not forced up into the rest of the nasal cavity.

[0041] With reference to FIG. 1 a humidified Continuous Positive Airway Pressure (CPAP) system is shown in which a patient 1 is receiving humidified and pressurised gases through the nasal cannula 2 of the present invention. The cannula 2 is connected to a humidified gases transportation pathway or inspiratory conduit 3. It should be understood that delivery systems could also be VPAP (Variable Positive Airway Pressure) and BiPAP (Bi-level Positive Airway Pressure) or numerous other forms of respiratory therapy. Inspiratory conduit 3 is connected to the outlet 4 of a humidification chamber 5 that contains a volume of water 6. The inspiratory conduit 3 may contain heating means or heater wires (not shown) which heat the walls of the conduit to reduce condensation of humidified gases within the conduit. The humidification chamber 6 is preferably formed from a plastics material and may have a highly heat conductive base (for example an aluminium base) which is in direct contact with a heater plate 7 of humidifier 8. The humidifier 8 is provided with control means or electronic controller 9 that may comprise a microprocessor based controller executing computer software commands stored in associated memory.

[0042] The controller 9 receives input from sources such as user input means or dial 10 through which a user of the device may, for example, set a predetermined required value (preset value) of humidity or temperature of the gases supplied to patient 1. The controller may also receive input from other sources; for example, temperature and/or flow velocity sensors 11 and 12 through connector 13 and heater plate temperature sensor 14. In response to the user set humidity or temperature value input via dial 10 and the other inputs, controller 9 determines when (or to what level) to energise heater plate 7 to heat the water 6 within humidification chamber 5. A flow of gases (for example air) is provided to the chamber through inlet 16 from a gases supply means or blower 15. As the volume of water 6 within humidification chamber 5 is heated, water vapour begins to fill the volume of the chamber above the water's surface and is passed out of the humidification chamber 5 through

outlet 4. Exhaled gases from the patient's mouth are passed directly to ambient surroundings in FIG. 1.

[0043] The blower 15 is provided with variable pressure regulating means or a variable speed fan 20 which draws air or other gases through the blower inlet 17. The speed of the variable speed fan 20 is controlled by the electronic controller 18 (or alternatively the function of the controller 18 could be carried out by the controller 9) in response to inputs from the controller 9 and a user set predetermined required value (preset value) of pressure or fan speed via the dial 19.

Flared Prong Nasal Cannula

[0044] A first embodiment of a nasal cannula of the present invention is shown in detail in FIGS. 2 to 6. Referring to FIGS. 2 and 6, the nasal cannula 2 comprises three main components; the prong part 21, body part 22 and ball connector 23.

[0045] The prong part 21 has two nasal prongs 24, 25, each of which are substantially shaped to follow the contours of the human nares and in use are placed inside a user's nares. The prongs 24, 25 extend out from a hollow tubular body 26 that in use fits to the body part 22. Each of the prongs 24, 25 are integrally moulded with the tubular body 26 in a flexible plastics material or rubber, such as silicone, other thermoset elastomers or thermoplastic elastomers such as Kraton.TM.. The prongs 24, 25 are substantially oval tubular members that allow for a passage of gases. In particular, as shown in FIG. 5, the prongs are oval in shape and angled in the same manner as a human's nares. The prongs 24, 25 are angled toward one another (or toward the vertical axis Y) at the top 27, 28 of the prongs and away from one another at the bottom 29, 30 of the prongs. Furthermore, the ends 31, 32 of the prongs flare outwardly and preferably are formed such that the ends of the prongs are thinner in cross-section than the rest of the prongs. The flared thinner section ends 31, 32 of the prongs assist with the sealing of the prongs 24, 25 in use within the user's nares. When in use and with gases flowing through the prongs the force of the gas pressure will force the prong ends 31,32 to flare outwardly and seal against the inside of the user's nares.

[0046] The prongs 24, 25 each include a step 33, 34 formed along their lengths. Each of the steps 33, 34 are formed on the prongs 24, 25 in an opposing manner such that in use, when the prongs are within a user's nares the steps 33, 34 abut the user's nasal septum

and form a ledge that prevents dislodgement of the prongs. The prongs 24, 25 also have protrusions 35, 36 formed on their outer edges that abut the sides of the user's nares (opposite to the nasal septum). The protrusions 35, 36 assist in preventing the dislodgement of the prongs, especially if the user moves his or her head. The protrusions 35, 36 also maintain the prongs within the user's nares in a correct orientation such that in use gases flow through the prongs and directly up the user's nasal passages.

[0047] The body part 22 is a tubular passageway in which the prong part 21 is connected at one end and a ball joint 37 at the other end. The ball joint 37 extends from the connector 23 and slots into a complementary shaped (partial sphere) socket end 39. The body part 22 also has a number of apertures 38 formed in it, which act as a bias flow outlet vent. Therefore, any gases exhaled by the user through their nose will exit through the apertures 38.

[0048] The connector 23 is preferably connected to the inspiratory conduit 3 (see FIG. 1) that supplies gases flow to the cannula 2. The inspiratory conduit 3 may be moulded directly to the connector 23 or other connection mechanisms may be used, such as a friction fit formed between the connector and conduit.

[0049] Although a ball and socket joint, as described above, between the body part 22 and connector 23 is preferred other connections may be utilised, such as a flexible piece of silicone, or other appropriate connection. The connection between the cannula body and connector must be able to be flexed or rotated to allow for the inspiratory conduit 3 to be moved without causing the dislodgement of the nasal cannula 2 from the user's nares.

[0050] In the preferred form of the nasal cannula 2 of the present invention the body part 22 and connector 23 are preferably made from a hard or rigid plastics material, such as polypropylene, polycarbonate or acetyl. In other forms the body part 22 and connector 23 may be of different plastics materials to allow for increased slidability between these parts.

[0051] The prong part 21 may be supplied in various different sizes such that different sized user's may remove an existing prong part and simply attach a different sized flexible plastics prong part over the body part 22.

[0052] To provide additional comfort for the user or ensure the nasal cannula of the present invention do not fall from a user's nares, the nasal cannula may be used in

combination with a headgear strap, which in one embodiment is a small flexible tube. For example, FIG. 1 shows a headgear strap 40 extending from the nasal cannula 2. The ends of the headgear strap that attach to the cannula may attach to extensions (or loops) 41 on the body part 22 of the cannula shown in FIG. 2, or may attach about other appropriate areas of the cannula, for example, about the connector 23.

[0053] The abovementioned embodiment of the nasal cannula 2 of the present invention is preferably a wide bore pronged cannula used for high flow conditions.

[0054] A second embodiment of the present invention is shown in FIG. 7. In this embodiment of the nasal cannula 42 the prongs 43, 44 are preferably small bore prongs for use with lower flow conditions. The prongs 43, 44 are similarly shaped to the prongs 24, 25 detailed above, but may not seal in the same manner as the abovementioned prongs due to the smaller size of the prongs. In fact these prongs may not seal at all in use within the user's nares.

[0055] Furthermore, in this second embodiment the nasal cannula 42 is smaller and weighs less as it is only comprised of a prong body 45 and prongs 43, 44, where the body 45 is connected to a small tube that is formed with corrugations or bellows 48 that connect to an inspiratory tube or conduit 47 (similar to the inspiratory conduit 3 described above) that receives a supply of gases.

[0056] The corrugations of bellows 48 will bend or move when a weight or force is placed on the cannula, thereby preventing dislodgement of the cannula 42 from a user's face in use. In particular, the corrugations or bellows 48 prevent transferral of the torque onto the cannula 42 when a user moves his or her head.

[0057] The body 45 of the cannula 42 is provided with a number of apertures 46 that allows for gases exhaled by the users to be expelled into the ambient air.

[0058] The prong body and prongs of this embodiment of the cannula of the present invention are preferably formed a flexible plastics material or rubber, such as silicone, other thermoset elastomers or thermoplastic elastomers such as Kraton.TM..

[0059] A third embodiment of the nasal cannula of the present invention is shown in FIG. 8 where the cannula may be provided with corrugated or baffled sections on the prongs. The nasal cannula 49 of this embodiment is similar to that of FIG. 2 but the prongs

50, 51 have a series of corrugations 52, 53 formed in them. The corrugations 52, 53 allow for movement of each of the prongs 50, 51 for a better user fit, and allow for movement of the cannula 49 without causing dislodgement of the prongs from the user's nares.

Angled Prong Nasal Cannula

[0060] A fourth embodiment of the nasal cannula of the present invention is shown in FIGS. 9 to 13. The nasal cannula 60 has a similar construction to the nasal cannula of FIG. 2 and comprises three main components; a prong part 61, body part 62 and ball jointed connector 63.

[0061] The prong part 61 preferably has two nasal prongs 64, 65, each of which are substantially shaped to follow the contours of the human nares and in use are placed inside a user's nares. In some forms a cannula with only one prong may be provided. The prongs 64, 65 extend out from a hollow tubular body 66 that in use fits to the body part 62, preferably about an extension 67 (as shown in the exploded view of the nasal cannula of FIG. 11). Each of the prongs 64, 65 are integrally moulded with the tubular body 66 in a flexible plastics material or rubber, such as silicone, other thermoset elastomers or thermoplastic elastomers, such as Kraton.TM.. The prongs 64, 65 are substantially oval tubular members that allow for a passage of gases.

[0062] In particular, as shown in FIG. 12, the prongs are oval in shape (to reflect the shape of human nares) and angled in the same manner as a human's nares. The prongs 64, 65 are angled toward one another (or toward the horizontal axis X) such that angles α are formed between the midlines m, n through each respective prong 64, 65. The angled profile of the prongs 64, 65 means that they are more ergonomically correct with a human's nares and may assist in directing the gases flow from the prongs to the user's nasal cavities. The prongs 64, 65 are constructed such that their cross-sectional width narrows closer to the tip of each prong.

[0063] In the preferred form the prongs 64, 65 have an angled and profiled end 76 (see FIG. 10). The angled ends 76 assist in directing gases flow to the user's nasal passages.

[0064] Each of the prongs 64, 65 has a flange 73, 74 disposed about its circumference. The flanges 73, 74 are at a position on the prongs 64, 65 such that the each of the flanges rests against the outside of each of the patient's nares. The flanges 73, 74 do not

extend inside the nares, but rest at the entranceway of the user's nares, and preferably seal the nares. In some users the flanges 73, 74 may extend within the user's nares and provide sealing of the nares. The flanges 73, 74 are preferably thin flexible extensions that extend substantially completely around the circumference of the prongs 64, 65. The flanges 73, 74 are preferably substantially elliptical in shape with one side (for example, side 89, which in use will abut the nasal septum of a user) of the flange extending out from each prong further than the other side of each prong. There is a recessed area 88 on each of the prongs between the flange and the shaped ends of the prongs in which preferably in use the ends of a user's nares rest.

[0065] The body part 62 is a tubular passageway in which the prong part 61 is connected at one end and a ball joint 69 at the other end. The ball joint 69 extends from the connector 63 and slots into a complementary shaped (partial sphere) socket end 70 on the body part 62. The body part 62 may also have a plurality of apertures 71 formed in it, which acts as a bias flow outlet vent. Therefore, any gases exhaled by the user through their nose will exit through the apertures 71.

[0066] A shield 75 (illustrated by the dashed line in FIG. 10) may extend over the bias vent 71 inside the body part 70 to prevent gases from the blower (gases supply 15) from interacting with the bias vent 71 and vent holes, causing noise in use.

[0067] In a sixth embodiment as shown in FIGS. 16 and 17 a nasal cannula without a prong part is shown, but that includes a shield similar to that described above. In this embodiment a body part 90 and a ball jointed connector 91 fit together as described above. The body part 90 includes an expiratory vent shield 92 that extends down from the top wall 94 of the body part 90 and shields the outlet vent 93.

[0068] Referring back to FIGS. 10 to 13, preferably the ball joint connector 63 is angled and extends into a swivelable connector 68. The swivel connector 68 is capable in use of being connected to the inspiratory conduit 3 (see FIG. 1) that supplies gases flow to the cannula 60. The inspiratory conduit 3 may be moulded directly to the connector 68 or other connection mechanisms may be used, such as a friction fit formed between the connector 68 and the conduit 3.

[0069] In other forms of the present invention the ball joint connector 63 or the ball joint 69 may have formed in it a plurality of channels. One example of this is the embodiment of FIGS. 14 and 15. Such channels allow there to be a leak when gases flow through the connector to the cannula and prongs. The channels are therefore capable of acting as a bias flow and a separate bias flow out outlet (such as that outlet 71 described above) may not be required.

[0070] In FIGS. 14 and 15 only a body part 82 and ball jointed connector 83 are shown. The body part 82 and ball jointed connector 83 join in a manner as described above, where the substantially half sphere shaped end 84 of the body part 82 receives the substantially half sphere shaped end 85 of the connector 83. The ends 84, 85 enable a rotation between the body part 82 and connector 83. In this embodiment two channels 86, 87 are formed in the connector end 85. Two channels are shown in this embodiment but there may be only one or any number of channels. Similarly, channels may be formed in the body part end 84.

[0071] It is preferred that there is a ball and socket joint, as described above, between the body part 62 and connector 63, although other connections may be utilised, such as a flexible piece of silicone, or other appropriate connection. The connection between the cannula body and connector must be able to be flexed or rotated to allow for the inspiratory conduit 3 to be moved without causing the dislodgement of the nasal cannula 60 from the user's nares.

[0072] In the preferred form of the nasal cannula 60 of the present invention the body part 62, connector 63, ball joint 69 and swivel connector 68 are preferably made from a hard or rigid plastics material, such as polypropylene, polycarbonate or acetyl. In other forms these may be of different plastics materials to allow for increased slidability between these parts.

[0073] The prong part 61 may be supplied in various different sizes such that different sized user's may remove an existing prong part and simply attach a different sized flexible plastics prong part over the body part 62.

[0074] To provide additional comfort for the user or ensure the nasal cannula of the present invention does not fall from a user's nares, the nasal cannula 60 is preferably used

in combination with a headgear strap. The strap may be similar to that shown in FIG. 1 with relation to the first form of the nasal cannula 2. In this fourth form of the nasal cannula 60 the body part 62 has headgear extensions 72, 73 that extend out from the body part 70. The extensions 72, 73 each have a channel 77, 78 formed in them that is capable of receiving an end 80, 81 of the headgear strap 79. The strap ends 80, 81 in use are threaded through apertures (preferably two) and extend into and are held in the channels 77, 78. In this form the headgear strap 79 is made from a small diameter silicon, rubber or similar type material. Therefore, when the strap ends 80, 81 are threaded through the apertures friction is created that maintains the straps within the apertures and prevents the straps from slipping from the cannula.

[0075] In other forms the ends of the headgear strap that attach to the cannula may attach to extensions (or loops) 41 on the body part 22 of the cannula shown in FIG. 6, or may attach about other appropriate areas of the cannula, for example, about the connector 23.

WHAT IS CLAIMED IS:

1. A mask assembly for delivering positive airway pressure to a user, the mask comprising:

a rigid mask body comprising a central portion, an outer surface having at least a curved portion and a mask body periphery, the mask body periphery comprising a left peripheral side and a right peripheral side;

a prong part comprising a hollow body removably sealed to the rigid mask body defining an enclosed space, a prong part periphery extending along a periphery of the hollow body, and first and second nasal prongs extending from the hollow body, the periphery of the prong part removably sealed to the mask body periphery in use, the prong part being formed as a single piece and being more flexible than the rigid mask body;

an inspiratory conduit connected to the rigid mask body configured to deliver pressurized gases into the enclosed space defined by the rigid mask body and the prong part for inhalation by a user in use;

a headgear arrangement configured to maintain the prong part in a position with the first and second prongs against a user's nares in use, the headgear arrangement comprising first and second headgear extensions and a headgear strap;

the first headgear extension having a distal end connected to the left peripheral side of the rigid mask body and a proximal end disposed proximally toward a left side of a user's face in use, the first headgear extension comprising a first portion and a second portion, the first portion of the first headgear extension comprising the distal end of the first headgear extension and extending at least along a first lateral direction extending laterally away from the left peripheral side of the rigid mask body, the second portion of the first headgear extension extending from the first portion, along a second direction extending more proximally toward the user than the first direction in use;

the second headgear extension having a distal end connected to the right peripheral side of the rigid mask body and a proximal end disposed proximally toward a right side of a user's face in use, the second headgear extension comprising a first

portion and a second portion, the first portion of the second headgear extension comprising the distal end of the second headgear extension and extending at least along a third lateral direction extending laterally away from the rigid mask body, the second portion of the second headgear extension extending from the first portion, along a fourth direction extending more proximally toward the user than the third direction in use;

the headgear strap comprising a flexible tube having first and second ends, the first end connected to the first headgear extension at a first location between the distal end and the proximal ends of the first headgear extension and a second end connected to the second headgear extension at a second location disposed between the proximal and distal ends of the second headgear extension; and

at least a first bias flow vent disposed on the curved portion of the outer surface of the rigid mask body, the first bias flow vent being configured to vent a gas from the enclosed space between the rigid mask body and the prong part, to an outside of the rigid mask body during use.

2. The mask assembly of Claim 1, wherein the first bias flow vent comprises a flow vent outer surface, the flow vent outer surface being recessed inwardly from the curved portion of the outer surface of the rigid mask body.

3. The mask assembly of Claim 1, additionally comprising a conduit connection disposed on the rigid mask body and connecting the inspiratory conduit to the rigid mask body, the first bias flow vent comprising a plurality of apertures arranged symmetrically on left and right sides of the conduit connection.

4. The mask assembly of Claim 1, wherein the rigid mask body is configured to direct gases entering the rigid mask body from the conduit away from the bias flow vent.

5. The mask assembly of Claim 4, wherein the rigid mask body is configured to direct gases entering the rigid mask body from the prong part toward the bias flow vent.

6. A mask assembly for delivering positive airway pressure to a user, the mask comprising:

a rigid mask body comprising a central portion, an outer surface having at least a curved portion;

an inspiratory conduit connected to the rigid mask body;

a prong part comprising a hollow body and first and second nasal prongs extending from the hollow body, the hollow body removably connected to the mask body;

a first headgear extension having a distal end connected to the rigid mask body and a proximal end disposed proximally toward a user in use, the first headgear extension comprising a first portion and a second portion, the first portion of the first headgear extension comprising the distal end of the first headgear extension and extending at least along a first lateral direction extending laterally away from the rigid mask body, the second portion of the first headgear extension extending from the first portion, along a second direction extending more proximally toward the user than the first direction in use;

a second headgear extension having a distal end connected to the rigid mask body and a proximal end disposed proximally toward a user in use, the second headgear extension comprising a first portion and a second portion, the first portion of the second headgear extension comprising the distal end of the second headgear extension and extending at least along a third lateral direction extending laterally away from the rigid mask body, the second portion of the second headgear extension along a fourth direction more proximally toward the user than the third direction in use; and

a headgear strap connected to the first headgear extension at a first location between the distal end and the proximal ends of the first headgear extension and connected to the second headgear extension at a second location disposed between the proximal and distal ends of the second headgear extension.

7. The mask assembly of Claim 6, wherein the first portion of the first headgear extension is shorter than the second portion of the first headgear extension and the first portion of the second headgear extension is shorter than the second portion of the second headgear extension.

8. The mask assembly of Claim 6, wherein the headgear strap comprises a flexible tube and is connected to the second portion of the first headgear extension and the second portion of the second headgear extension.

9. The mask assembly of Claim 6, wherein the first portion of the first headgear extension and the first portion of the second headgear extension extend laterally outward distally of a sealing location between the prong part and the mask body and the second portion of the first headgear extension and the second portion of the second headgear extension terminate proximally of the sealing location between the prong part and the mask body.

10. The mask assembly of Claim 6, wherein the headstrap comprises first and second ends, the first end extending along first and second opposite sides of the second portion of the first headgear extension at the connection to the first headgear extension, the second end extending along first and second opposite sides of the second portion of the second headgear extension at the connection to the second headgear extension.

11. The mask assembly of Claim 6, wherein the second portion of the first headgear extension and the second portion of the second headgear extension terminate proximally of a mating region between the hollow body of the prong portion and the rigid mask body.

12. The mask assembly of Claim 6, wherein the hollow body of the prong portion and the rigid mask body overlap each other in a mating region.

13. The mask assembly of Claim 12, wherein the hollow body, the first prong and the second prong are integrally formed in a monolithic component.

14. The mask assembly of Claim 12, wherein the first prong and the second prong are angled toward each other in the proximal direction.

15. The mask assembly of Claim 6, wherein the rigid mask body comprises a recessed curved portion of the curved outer which is recessed inwardly into the rigid mask body relative to a surrounding portion of the curved outer surface, the recessed curved portion comprising a plurality of apertures defining a bias flow outlet vent.

16. The mask assembly of Claim 6, wherein the rigid mask body is configured to direct gases entering the rigid mask body from the conduit away from the bias flow vent,

and to direct gases entering the rigid mask body from the prong part toward the bias flow vent.

17. A mask assembly for delivering positive airway pressure to a user, the mask comprising:

- a rigid mask body;

- an inspiratory conduit connected to the rigid mask body;

- a prong part comprising a hollow body and first and second nasal prongs extending from the hollow body, the hollow body removably connected to the mask body;

- a first headgear extension having a distal end connected to the rigid mask body and a proximal end disposed proximally toward a user in use, the first headgear extension extending from the rigid mask body, at least along a first lateral direction extending laterally away from the rigid mask body and along a second direction extending more proximally toward the user than the first direction in use; and

- a second headgear extension having a distal end connected to the rigid mask body and a proximal end disposed proximally toward a user in use, the second headgear extension extending from the rigid mask body at least along a third lateral direction extending laterally away from the rigid mask body, the second portion of the second headgear extension along a fourth direction more proximally toward the user than the third direction in use.

18. The mask assembly of Claim 17 additionally comprising a headgear strap connected to the first headgear extension at a first location between the distal end and the proximal ends of the first headgear extension and connected to the second headgear extension at a second location disposed between the proximal and distal ends of the second headgear extension.

19. The mask assembly of Claim 18, wherein the headgear strap comprises a flexible tube engaged with the first and second headgear extensions.

ABSTRACT OF THE DISCLOSURE

A nasal cannula can be shaped to fit within a user's nares, where the nasal cannula includes at least one prong allowing high flow delivery of humidified gases and creates positive airway pressure in the patient's airway. The prongs can have angled ends such that, in use, gases flowing through the prongs are directed to the user's nasal passages. The nasal cannula body can be partially swivelling and preferably has a ball joint connector. The nasal cannula can have at least one flared end prong that preferably seals within a patient's nare.

21442480

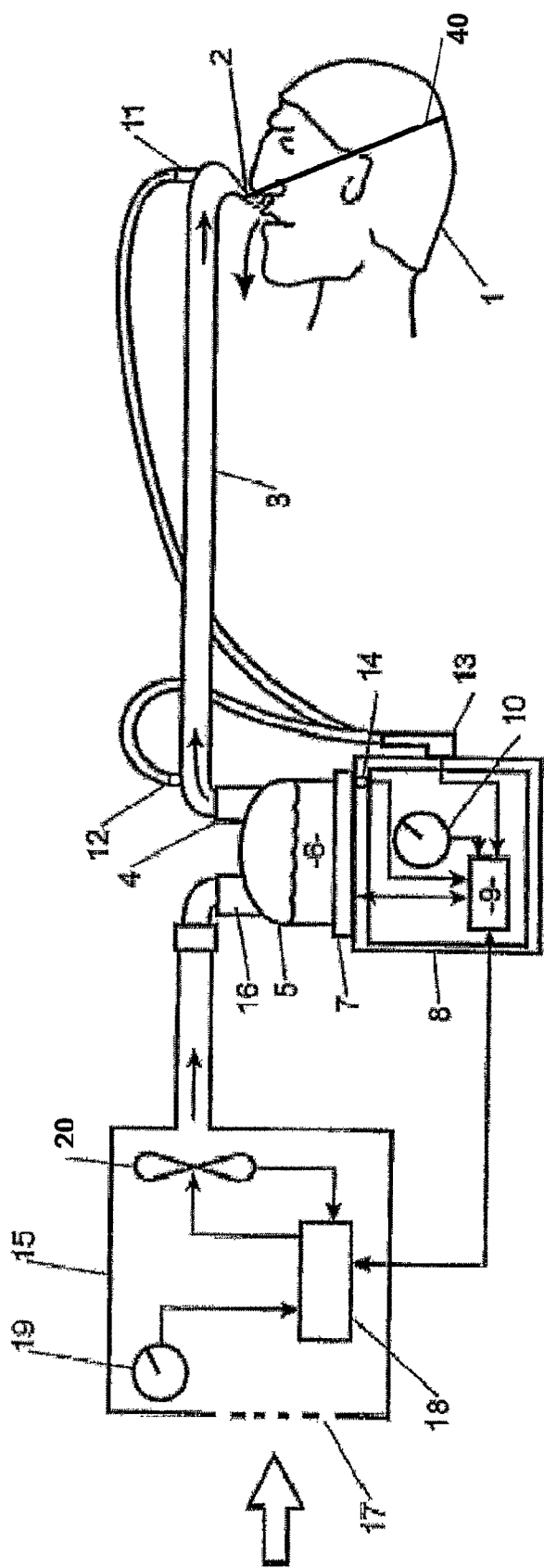


Figure 1

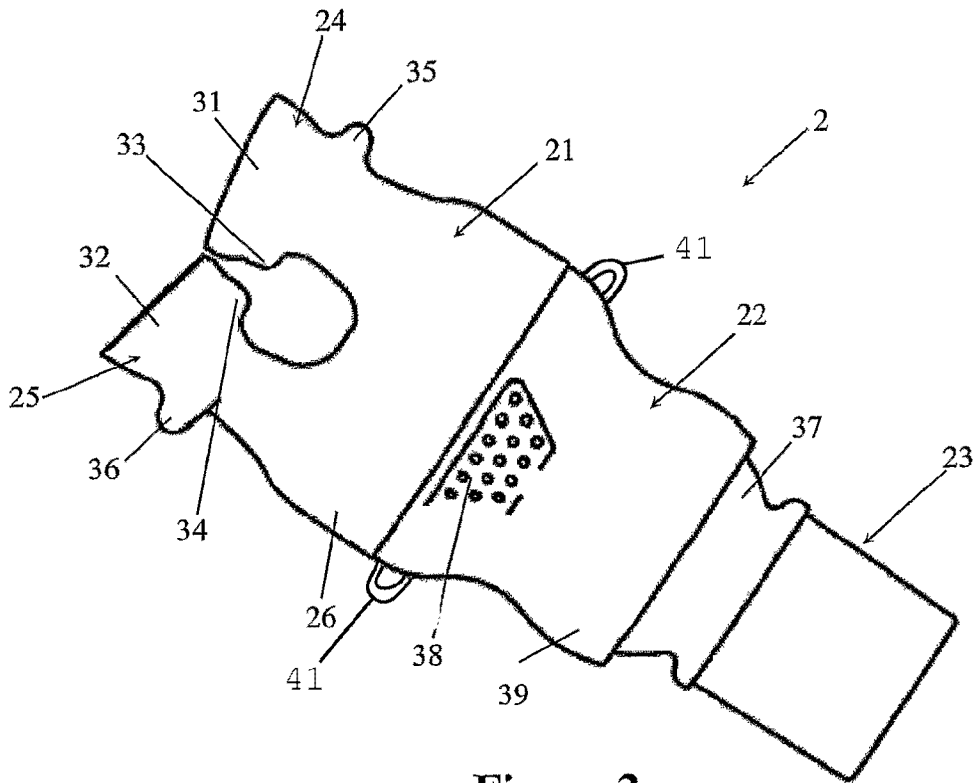


Figure 2

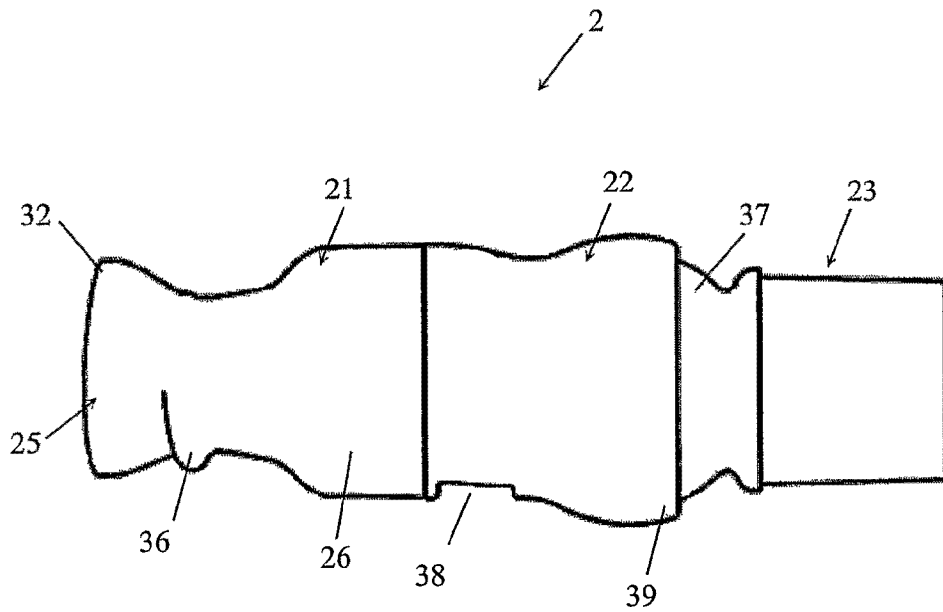


Figure 3

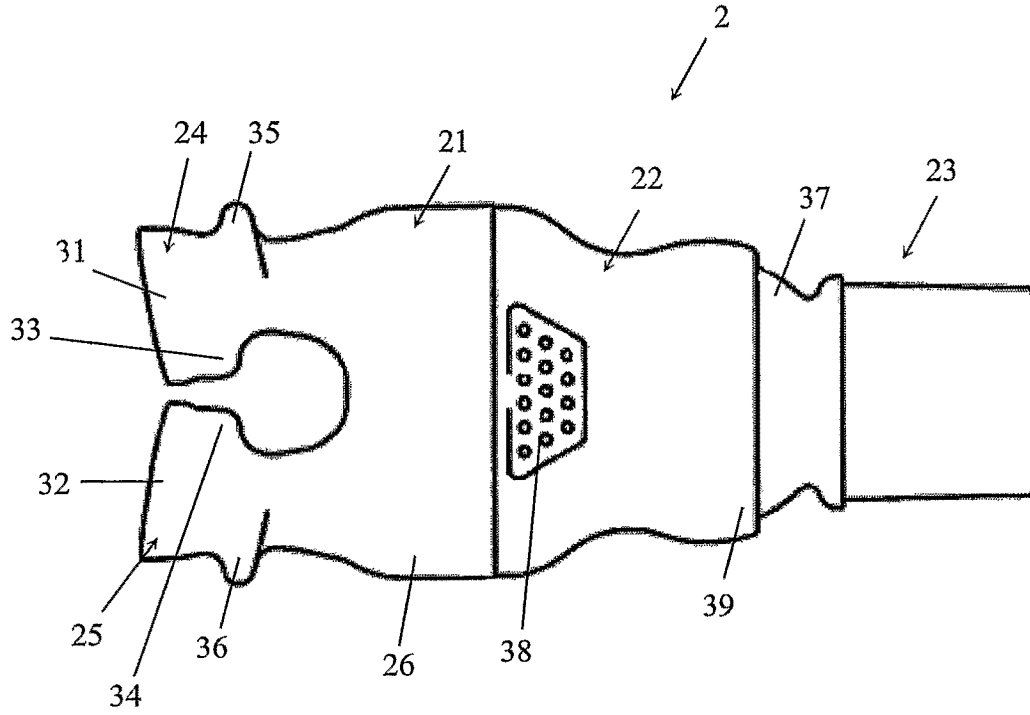


Figure 4

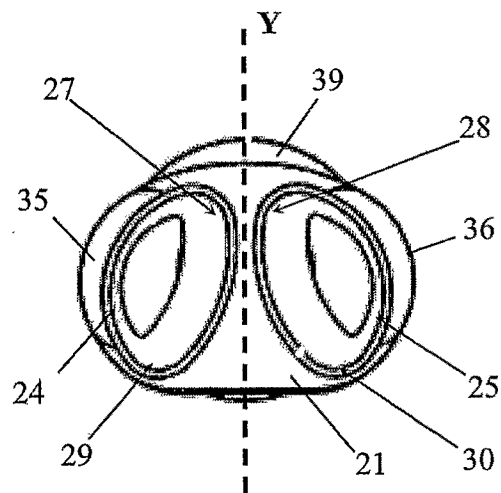


Figure 5

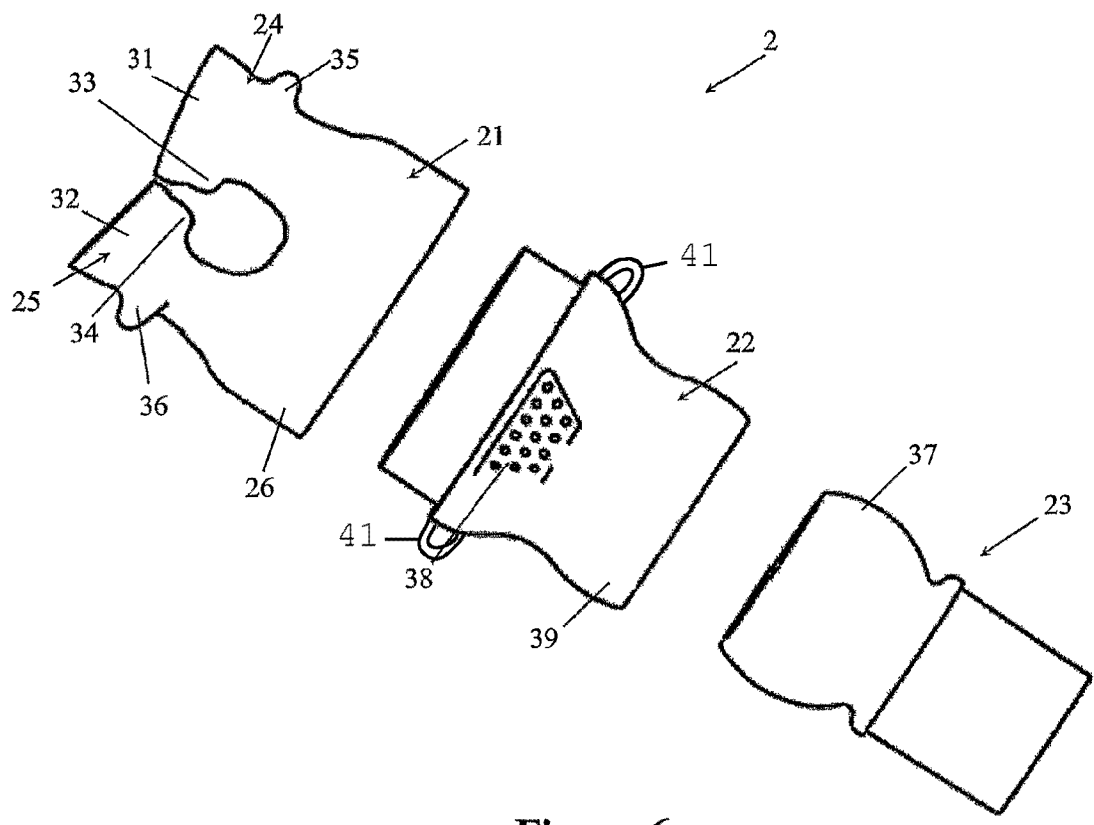


Figure 6

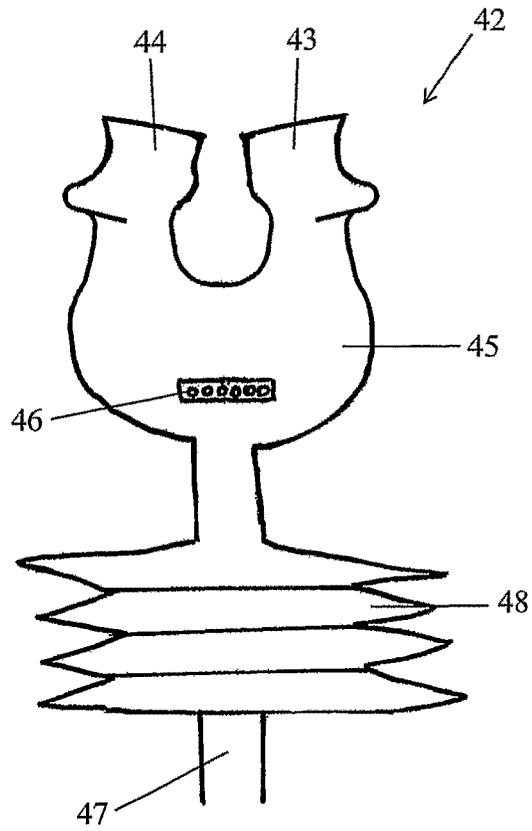


Figure 7

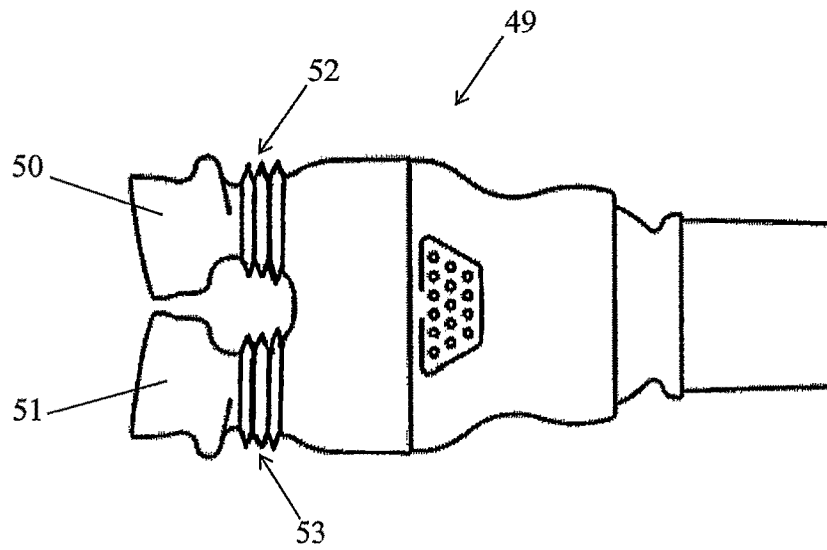


Figure 8

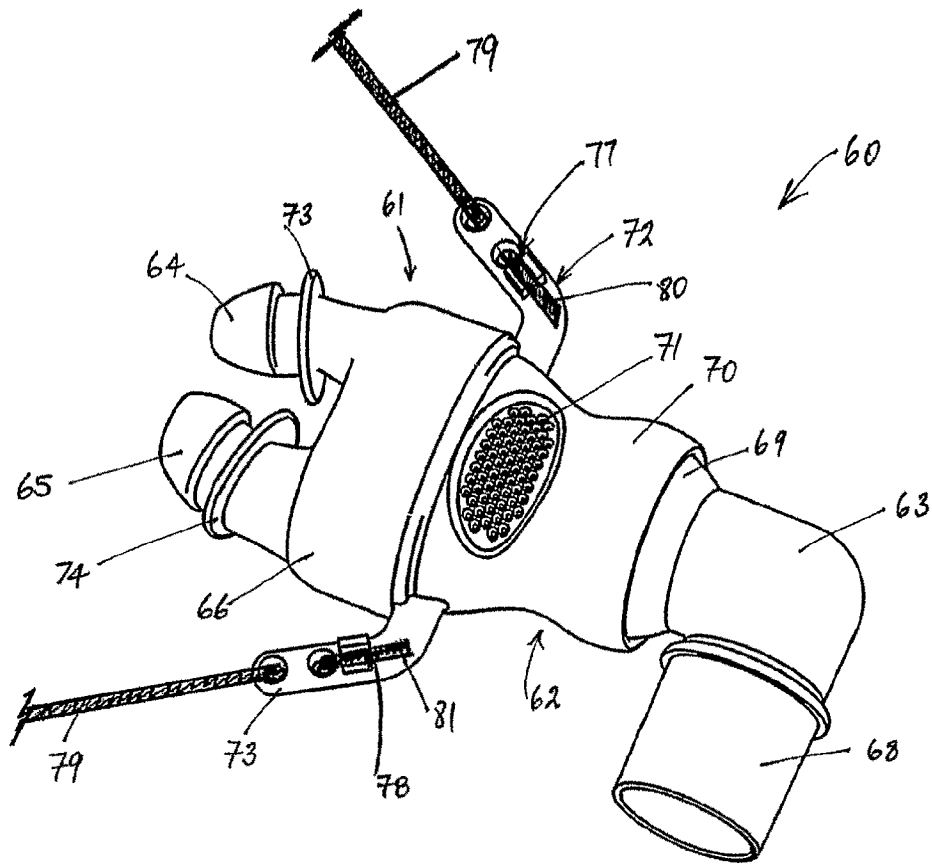


Figure 9

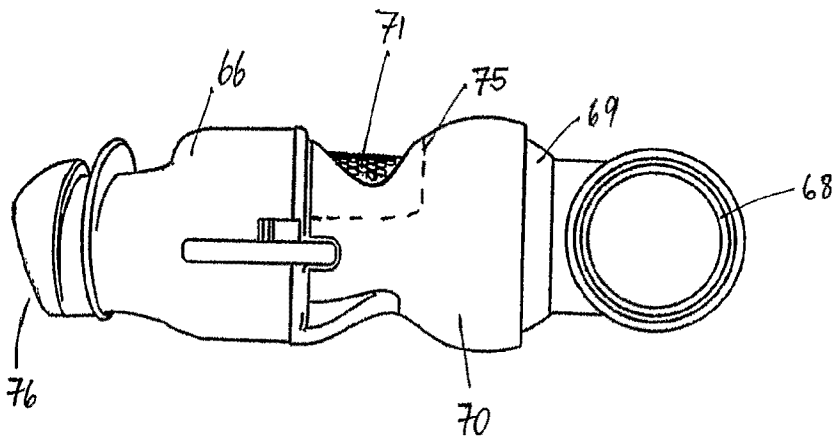


Figure 10

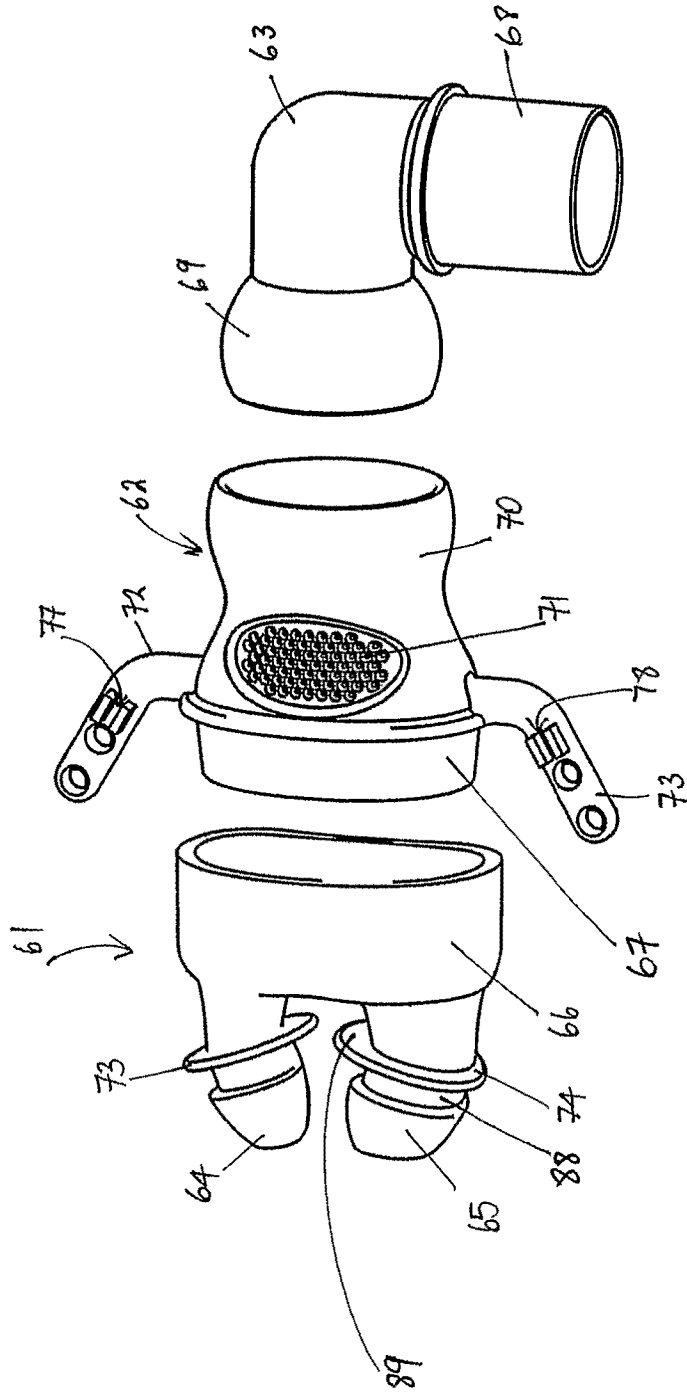


Figure 11

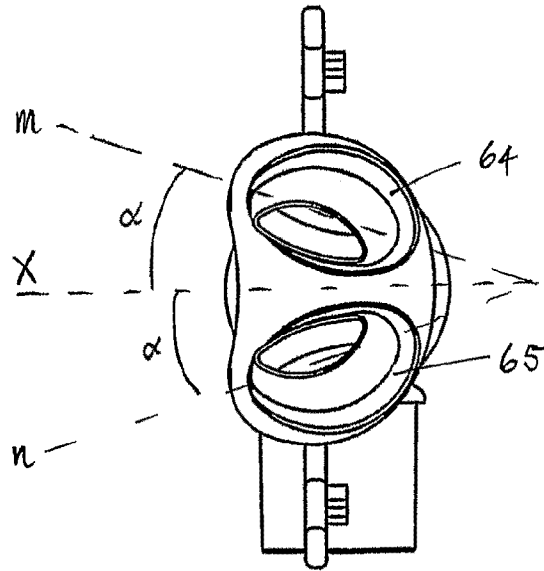


Figure 12

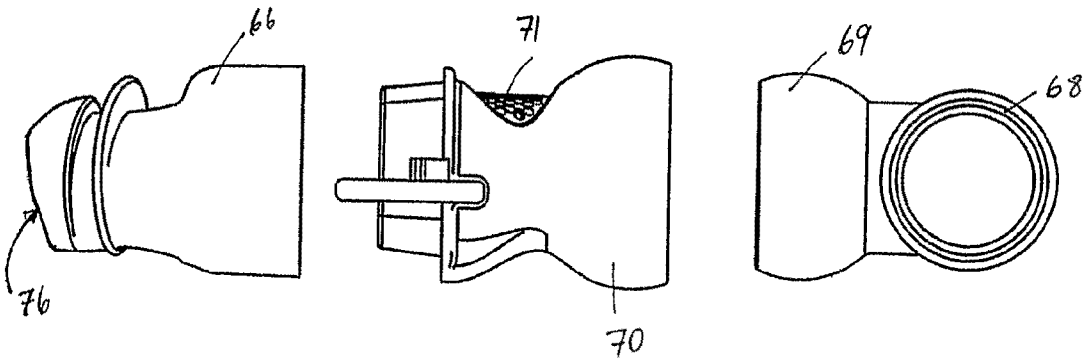


Figure 13

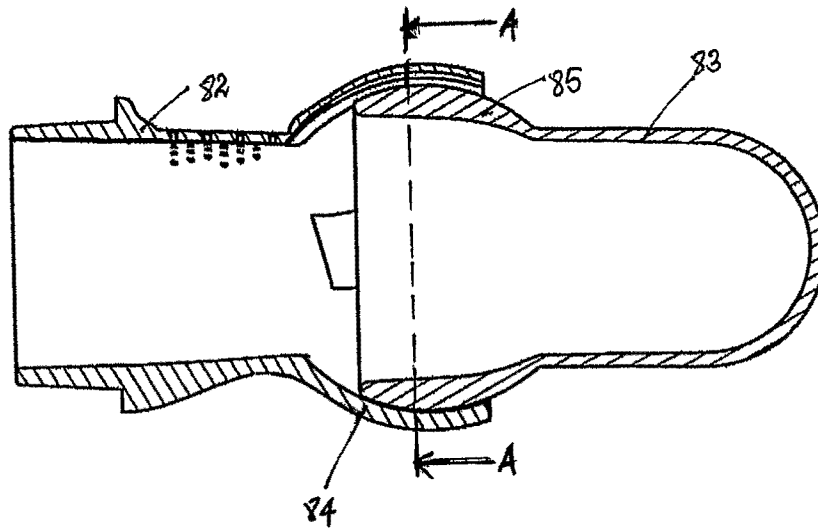


Figure 14

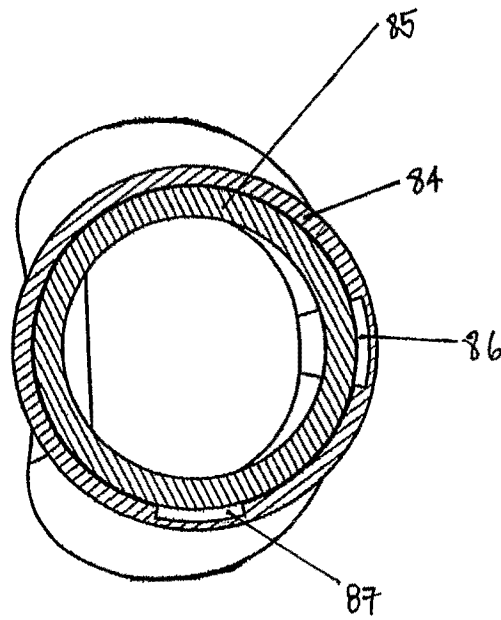


Figure 15

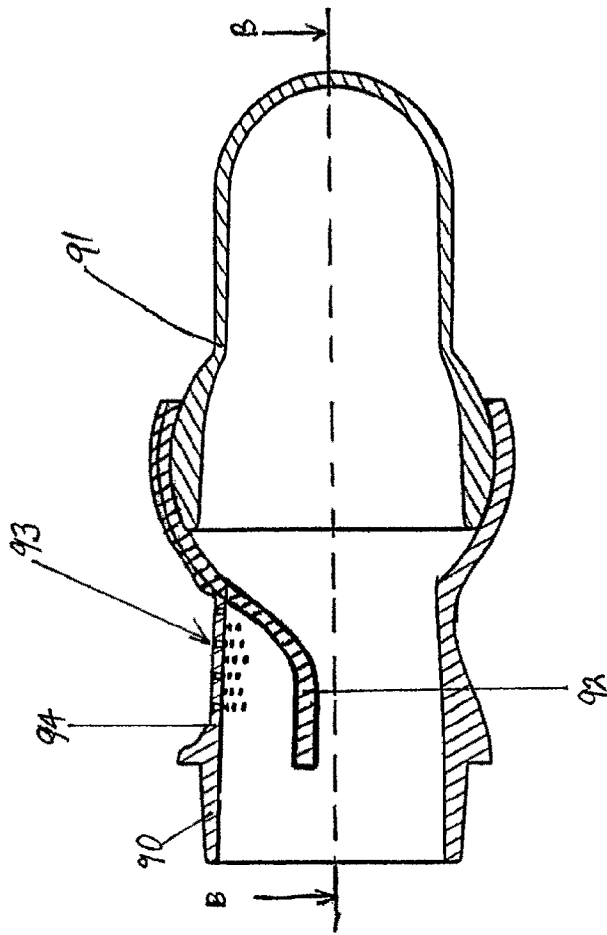


Figure 16

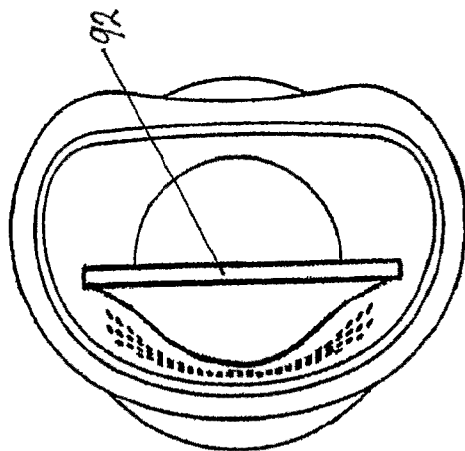


Figure 17

INFORMATION DISCLOSURE STATEMENT

Inventor : Alastair Edwin McAuley
App. No. : Unknown
Filed : Herewith
For : BREATHING ASSISTANCE
APPARATUS
Examiner : Unknown
Art Unit : Unknown
Conf. No. : Unknown

**CERTIFICATE OF EFS WEB
TRANSMISSION**

I hereby certify that this correspondence, and any other attachment noted on the automated Acknowledgement Receipt, is being transmitted from within the Pacific Time zone to the Commissioner for Patents via the EFS Web server on:

September 04, 2015
(Date)

/Michael Guiliana/
Michael A. Guiliana, Reg. No. 42,611

Commissioner for Patents
P.O. Box 1450
Alexandria, VA 22313-1450

References and Listing

Pursuant to 37 CFR 1.56, an Information Disclosure Statement listing references is provided herewith. Copies of any listed foreign and non-patent literature references are being submitted.

No Disclaimers

To the extent that anything in the Information Disclosure Statement or the listed references could be construed as a disclaimer of any subject matter supported by the present application, Applicant hereby rescinds and retracts such disclaimer.

Timing of Disclosure

This Information Disclosure Statement is being filed within three months of the filing date or date of national phase entry, with an RCE or before receipt of a First Office Action after an RCE, and no fee is believed to be required.

Application No.: Unknown
Filing Date: Herewith

The Commissioner is hereby authorized to charge any additional fees which may be required, or credit any overpayment, to Account No. 11-1410.

Respectfully submitted,
KNOBBE, MARTENS, OLSON & BEAR, LLP

Dated: September 04, 2015

By: Michael Guiliana/
Michael A. Guiliana
Registration No. 42,611
Attorney of Record
Customer No. 20995
(949) 760-0404

21499031

INFORMATION DISCLOSURE STATEMENT BY APPLICANT	Application No.	Unknown
	Filing Date	Herewith
	First Named Inventor	Alastair Edwin McAuley
	Art Unit	Unknown
<i>(Multiple sheets used when necessary)</i>	Examiner	Unknown
SHEET 1 OF 5	Attorney Docket No.	FPHCR.112C2

U.S. PATENT DOCUMENTS					
Examiner Initials	Cite No.	Document Number <i>Number - Kind Code (if known)</i> Example: 1,234,567 B1	Publication Date MM-DD-YYYY	Name	Pages, Columns, Lines Where Relevant Passages or Relevant Figures Appear
	1	301,111	07-01-1884	Genese	
	2	472,238	04-05-1892	Van Orden	
	3	577,926	03-02-1897	Miller	
	4	718,470	01-13-1903	Jones	
	5	751,091	02-02-1904	Moran	
	6	770,013	09-13-1904	Linn	
	7	1,635,545	07-12-1927	Drager	
	8	2,296,150	09-15-1942	Dockson et al.	
	9	2,359,506	10-03-1944	Battley et al.	
	10	2,388,604	11-06-1945	Eisenbud	
	11	2,508,050	05-16-1950	Valente	
	12	2,738,788	03-20-1956	Matheson et al.	
	13	2,843,121	07-15-1958	Hudson	
	14	2,859,748	11-11-1958	Hudson	
	15	3,490,452	01-20-1970	Greenfield	
	16	3,850,171	11-26-1974	Ball et al.	
	17	4,090,510	05-23-1978	Segersten	
	18	4,201,205	05-06-1980	Bartholomew	
	19	4,266,540	05-12-1981	Panzik et al.	
	20	4,354,488	10-18-1982	Bartos	
	21	4,367,735	01-11-1983	Dali	
	22	4,753,233	06-28-1988	Grimes	
	23	4,782,832	11-08-1988	Trimble et al.	
	24	4,856,508	08-15-1989	Tayebi	
	25	4,915,105	04-10-1990	Lee	
	26	4,941,467	07-17-1990	Takata	
	27	4,986,269	01-22-1991	Hakkinen	
	28	5,016,625	05-21-1991	Hsu et al.	

Examiner Signature	Date Considered
<p>*Examiner: Initial if reference considered, whether or not citation is in conformance with MPEP 609. Draw line through citation if not in conformance and not considered. Include copy of this form with next communication to applicant.</p>	

T¹ - Place a check mark in this area when an English language Translation is attached.

INFORMATION DISCLOSURE STATEMENT BY APPLICANT	Application No.	Unknown
	Filing Date	Herewith
	First Named Inventor	Alastair Edwin McAuley
	Art Unit	Unknown
<i>(Multiple sheets used when necessary)</i>	Examiner	Unknown
SHEET 2 OF 5	Attorney Docket No.	FPHCR.112C2

U.S. PATENT DOCUMENTS					
Examiner Initials	Cite No.	Document Number <i>Number - Kind Code (if known)</i> Example: 1,234,567 B1	Publication Date MM-DD-YYYY	Name	Pages, Columns, Lines Where Relevant Passages or Relevant Figures Appear
	29	5,065,756	11-19-1991	Rapoport	
	30	5,094,236	03-10-1992	Amad	
	31	5,113,857	05-19-1992	Dickerman et al.	
	32	5,148,802	09-22-1992	Sanders et al.	
	33	5,245,995	09-21-1993	Sullivan et al.	
	34	5,269,296	12-14-1993	Landis	
	35	5,477,852	12-26-1995	Landis et al.	
	36	5,533,506	07-09-1996	Wood	
	37	5,551,419	09-03-1996	Froehlich et al.	
	38	5,595,174	01-21-19997	Gwaltney	
	39	5,657,752	08-19-1997	Landis et al.	
	40	5,752,510	05-19-1998	Goldstein	
	41	5,921,239	07-13-1999	McCall et al.	
	42	6,017,315	01-25-2000	Starr et al.	
	43	6,298,850	10-09-2001	Argraves	
	44	6,431,172	08-13-2002	Bordewick	
	45	6,435,181	08-20-2002	Jones, Jr. et al.	
	46	6,439,234	08-27-2002	Curti et al.	
	47	6,478,026	11-12-2002	Wood	
	48	6,561,188	08-13-2003	Ellis	
	49	6,561,191	05-13-2003	Kwok	
	50	6,581,594	06-24-2003	Drew, et al.	
	51	6,588,424	07-08-2003	Bardel	
	52	6,637,434	10-28-2003	Noble	
	53	6,644,315	11-11-2003	Ziaee	
	54	6,651,658	11-25-2003	Hill et al.	
	55	6,659,102	12-09-2003	Sico	
	56	6,662,803	12-16-2003	Gradon, et al.	

Examiner Signature	Date Considered
<p>*Examiner: Initial if reference considered, whether or not citation is in conformance with MPEP 609. Draw line through citation if not in conformance and not considered. Include copy of this form with next communication to applicant.</p>	

T¹ - Place a check mark in this area when an English language Translation is attached.

INFORMATION DISCLOSURE STATEMENT BY APPLICANT	Application No.	Unknown
	Filing Date	Herewith
	First Named Inventor	Alastair Edwin McAuley
	Art Unit	Unknown
<i>(Multiple sheets used when necessary)</i>	Examiner	Unknown
SHEET 3 OF 5	Attorney Docket No.	FPHCR.112C2

U.S. PATENT DOCUMENTS					
Examiner Initials	Cite No.	Document Number <i>Number - Kind Code (if known)</i> Example: 1,234,567 B1	Publication Date MM-DD-YYYY	Name	Pages, Columns, Lines Where Relevant Passages or Relevant Figures Appear
	57	6,679,265	01-20-2004	Strickland et al.	
	58	6,851,425	02-08-2005	Jaffre et al.	
	59	6,892,729	05-17-2005	Smith et al.	
	60	7,004,165	02-28-2006	Salcido	
	61	7,096,864	08-29-2006	Mayer et al.	
	62	7,201,169	04-10-2007	Wilkie et al.	
	63	7,207,333	04-24-2007	Tohara	
	64	7,210,481	05-01-2007	Lovell et al.	
	65	7,353,827	04-08-2008	Geist	
	66	8,042,539	10-25-2011	Chandran, et al.	
	67	8,783,257	07-22-2014	McAuley et al.	
	68	2002/0046755	04-25-2002	Voss	
	69	2002/0053347	05-09-2002	Ziaee	
	70	2002/0059935	05-23-2002	Wood	
	71	2002/0096178	07-25-2002	Ziaee	
	72	2003/0005933	01-09-2003	Izuchukwu	
	73	2003/0079749	05-01-2003	Strickland et al.	
	74	2003/0164170	09-02-2003	Resmed	
	75	2003/0196659	10-23-2003	Gradon, et al.	
	76	2003/0196664	10-23-2003	Jacobson	
	77	2003/0200970	10-30-2003	Stenzler et al.	
	78	2004/0226566	11-18-2004	Gunaratnam et al.	
	79	2005/0011524	01-20-2005	Thomlinson et al.	
	80	2005/0028822	02-10-2005	Sleeper et al.	
	81	2005/0205096	09-22-2005	Matula et al.	
	82	2007/0137653	06-21-2007	Wood	
	83	2012/0125339	05-24-2012	Ho et al.	
	84	D250,047	10-24-1978	Lewis, et al.	

Examiner Signature	Date Considered
* Examiner: Initial if reference considered, whether or not citation is in conformance with MPEP 609. Draw line through citation if not in conformance and not considered. Include copy of this form with next communication to applicant.	

T¹ - Place a check mark in this area when an English language Translation is attached.

INFORMATION DISCLOSURE STATEMENT BY APPLICANT	Application No.	Unknown
	Filing Date	Herewith
	First Named Inventor	Alastair Edwin McAuley
	Art Unit	Unknown
<i>(Multiple sheets used when necessary)</i>	Examiner	Unknown
SHEET 4 OF 5	Attorney Docket No.	FPHCR.112C2

U.S. PATENT DOCUMENTS					
Examiner Initials	Cite No.	Document Number <i>Number - Kind Code (if known)</i> Example: 1,234,567 B1	Publication Date MM-DD-YYYY	Name	Pages, Columns, Lines Where Relevant Passages or Relevant Figures Appear
	85	D250,131	10-31-1978	Lewis, et al.	
	86	D252,322	07-10-1979	Johnson	
	87	D293,613	01-05-1988	Wingler	
	88	D310,431	09-04-1990	Bellm	
	89	D320,677	10-08-1991	Kumagai et al.	
	90	D321,419	11-05-1991	Wallace	
	91	D340,317	10-12-1993	Cole	
	92	D354,128	01-03-1995	Rinehart	
	93	D355,484	02-14-1995	Rinehart	
	94	D378,610	05-25-1997	Reischel et al.	
	95	D440,302	04-10-2001	Wolfe	
	96	D455,891	04-23-2002	Biedrzycki	
	97	D520,140	05-02-2006	Chaggares	
	98	D526,094	08-01-2006	Chen	
	99	D686,313	07-16-2013	Matula et al.	

FOREIGN PATENT DOCUMENTS						
Examiner Initials	Cite No.	Foreign Patent Document <i>Country Code-Number-Kind Code</i> Example: JP 1234567 A1	Publication Date MM-DD-YYYY	Name	Pages, Columns, Lines Where Relevant Passages or Relevant Figures Appear	T ¹
	100	CA 131 16 62	12-22-1992	New England Thermoplastics, Inc.		
	101	CN 217 253 8	07-20-1994	Suda Telecommunications Applia		✓ - Abs
	102	EP1646910	08-19-2015	CareFusion 202, Inc.		
	103	GB 190 224 431	12-24-1902	Emery		
	104	GB 880 824	10-25-1961	Oxygenaire London Ltd.		
	105	GB 1 467 828	03-23-1977	Laerdal		
	106	WO2001/041854	06-14-2001	Vapotherm, Inc.		

Examiner Signature	Date Considered
--------------------	-----------------

***Examiner:** Initial if reference considered, whether or not citation is in conformance with MPEP 609. Draw line through citation if not in conformance and not considered. Include copy of this form with next communication to applicant.

T¹ - Place a check mark in this area when an English language Translation is attached.

INFORMATION DISCLOSURE STATEMENT BY APPLICANT	Application No.	Unknown
	Filing Date	Herewith
	First Named Inventor	Alastair Edwin McAuley
	Art Unit	Unknown
<i>(Multiple sheets used when necessary)</i>	Examiner	Unknown
SHEET 5 OF 5	Attorney Docket No.	FPHCR.112C2

FOREIGN PATENT DOCUMENTS						
Examiner Initials	Cite No.	Foreign Patent Document <i>Country Code-Number-Kind Code</i> Example: JP 1234567 A1	Publication Date MM-DD-YYYY	Name	Pages, Columns, Lines Where Relevant Passages or Relevant Figures Appear	T ¹
	107	WO2002/074372	09-26-2002	The Government of the U.S.A./Secretary of the Department of Health and Human Services		
	108	WO 2005/086946	09-22-2005	Respironics, Inc.		
	109	WO 2005/021075	03-10-2005	Fisher & Paykel Healthcare Limited		
	110	WO 2005/051468	06-09-2005	Resmed Limited		

21499012

Examiner Signature	Date Considered
<p>*Examiner: Initial if reference considered, whether or not citation is in conformance with MPEP 609. Draw line through citation if not in conformance and not considered. Include copy of this form with next communication to applicant.</p>	

T¹ - Place a check mark in this area when an English language Translation is attached.

Under the Paperwork Reduction Act of 1995, no persons are required to respond to a collection of information unless it displays a valid OMB control number.

REQUEST FOR FIRST ACTION INTERVIEW (FULL PILOT PROGRAM)

Attorney Docket Number: FPHCR.112C2	Application Number (if known): Unknown	Filing date: Herewith
First Named Inventor: Alastair Edwin McAuley	Title: BREATHING ASSISTANCE APPARATUS	

APPLICANT HEREBY REQUESTS A FIRST ACTION INTERVIEW IN THE ABOVE-IDENTIFIED APPLICATION. See Instruction Sheet on page 2.

- The application must contain three (3) or fewer independent claims and twenty (20) or fewer total claims.
- The application must not contain any multiple dependent claims.
- By filing this request:

Applicant is agreeing to make an election without traverse if the Office determines that the claims are not obviously directed to a single invention; and

Applicant is agreeing not to request for a refund of the search fee and any excess claims fee paid in the application after the mailing or notification of the pre-interview communication prepared by the examiner.

- Other attachments: _____

Signature /Michael Guiliana/	Date 2015-09-04
Name (Print/Typed) Michael A. Guiliana	Registration Number 42611
Note: This form must be signed in accordance with 37 CFR 1.33. See 37 CFR 1.4(d) for signature requirements and certifications. Submit multiple forms if more than one signature is required, see below*.	
<input type="checkbox"/> *Total of _____ forms are submitted.	

The information is required to obtain or retain a benefit by the public which is to file (and by the USPTO to process) an application. Confidentiality is governed by 35 U.S.C. 122 and 37 CFR 1.11 and 1.14. This collection is estimated to take 12 hours to complete, including gathering, preparing, and submitting the completed application form to the USPTO. Time will vary depending upon the individual case. Any comments on the amount of time you require to complete this form and/or suggestions for reducing this burden, should be sent to the Chief Information Officer, U.S. Patent and Trademark Office, U.S. Department of Commerce, P.O. Box 1450, Alexandria, VA 22313-1450. **DO NOT SEND FEES OR COMPLETED FORMS TO THIS ADDRESS. SEND TO: Commissioner for Patents, P.O. Box 1450, Alexandria, VA 22313-1450.**

If you need assistance in completing the form, call 1-800-PTO-9199 and select option 2.

Under the Paperwork Reduction Act of 1995, no persons are required to respond to a collection of information unless it displays a valid OMB control number.

REQUEST FOR FIRST ACTION INTERVIEW (FULL PILOT PROGRAM)

Attorney Docket Number: **FPHCR.112C2**

Application Number (if known): **Unknown**

Filing date: **Herewith**

First Named Inventor: **Alastair Edwin McAuley**

Title: **BREATHING ASSISTANCE APPARATUS**

APPLICANT HEREBY REQUESTS A FIRST ACTION INTERVIEW IN THE ABOVE-IDENTIFIED APPLICATION. See Instruction Sheet on page 2.

1. The application must contain three (3) or fewer independent claims and twenty (20) or fewer total claims.
2. The application must not contain any multiple dependent claims.
3. By filing this request:

Applicant is agreeing to make an election without traverse if the Office determines that the claims are not obviously directed to a single invention; and

Applicant is agreeing not to request for a refund of the search fee and any excess claims fee paid in the application after the mailing or notification of the pre-interview communication prepared by the examiner.

4. Other attachments: _____

Signature **/Michael Guiliana/**

Date **2015-09-04**

Name (Print/Typed) **Michael A. Guiliana**

Registration Number **42611**

Note: This form must be signed in accordance with 37 CFR 1.33. See 37 CFR 1.4(d) for signature requirements and certifications. Submit multiple forms if more than one signature is required, see below*.

*Total of _____ forms are submitted.

The information is required to obtain or retain a benefit by the public which is to file (and by the USPTO to process) an application. Confidentiality is governed by 35 U.S.C. 122 and 37 CFR 1.11 and 1.14. This collection is estimated to take 12 hours to complete, including gathering, preparing, and submitting the completed application form to the USPTO. Time will vary depending upon the individual case. Any comments on the amount of time you require to complete this form and/or suggestions for reducing this burden, should be sent to the Chief Information Officer, U.S. Patent and Trademark Office, U.S. Department of Commerce, P.O. Box 1450, Alexandria, VA 22313-1450. DO NOT SEND FEES OR COMPLETED FORMS TO THIS ADDRESS. **SEND TO: Commissioner for Patents, P.O. Box 1450, Alexandria, VA 22313-1450.**

If you need assistance in completing the form, call 1-800-PTO-9199 and select option 2.

Electronic Patent Application Fee Transmittal

Application Number:				
Filing Date:				
Title of Invention:	BREATHING ASSISTANCE APPARATUS			
First Named Inventor/Applicant Name:	Alastair Edwin McAuley			
Filer:	Michael A. Guiliana			
Attorney Docket Number:	FPHCR.112C2			
Filed as Large Entity				
Filing Fees for Track I Prioritized Examination - Nonprovisional Application under 35 USC 111(a)				
Description	Fee Code	Quantity	Amount	Sub-Total in USD(\$)
Basic Filing:				
Utility application filing	1011	1	280	280
Utility Search Fee	1111	1	600	600
Utility Examination Fee	1311	1	720	720
Request for Prioritized Examination	1817	1	4000	4000
Pages:				
Claims:				
Miscellaneous-Filing:				

Description	Fee Code	Quantity	Amount	Sub-Total in USD(\$)
Publ. Fee- Early, Voluntary, or Normal	1504	1	0	0
PROCESSING FEE, EXCEPT PROV. APPLS.	1830	1	140	140
Petition:				
Patent-Appeals-and-Interference:				
Post-Allowance-and-Post-Issuance:				
Extension-of-Time:				
Miscellaneous:				
Total in USD (\$)				5740

Electronic Acknowledgement Receipt

EFS ID:	23411404
Application Number:	14846226
International Application Number:	
Confirmation Number:	8898
Title of Invention:	BREATHING ASSISTANCE APPARATUS
First Named Inventor/Applicant Name:	Alastair Edwin McAuley
Customer Number:	20995
Filer:	Michael A. Guiliana/Melanie Neat
Filer Authorized By:	Michael A. Guiliana
Attorney Docket Number:	FPHCR.112C2
Receipt Date:	04-SEP-2015
Filing Date:	
Time Stamp:	16:44:40
Application Type:	Utility under 35 USC 111(a)

Payment information:

Submitted with Payment	yes
Payment Type	Credit Card
Payment was successfully received in RAM	\$5740
RAM confirmation Number	17134
Deposit Account	111410
Authorized User	KNOBBE MARTENS OLSON AND BEAR

The Director of the USPTO is hereby authorized to charge indicated fees and credit any overpayment as follows:

Charge any Additional Fees required under 37 C.F.R. Section 1.16 (National application filing, search, and examination fees)

Charge any Additional Fees required under 37 C.F.R. Section 1.17 (Patent application and reexamination processing fees)

RMD

File Listing:					
Document Number	Document Description	File Name	File Size(Bytes)/ Message Digest	Multi Part /.zip	Pages (if appl.)
1	TrackOne Request	FPHCR112C2_Track_One.pdf	113888 e551a75e213829cd15ed20a33c03a0ab9b89d7e	no	2
Warnings:					
Information:					
2	Application Data Sheet	FPHCR112C2_ADS.pdf	1819479 79f9c15794e62a157a25fade5bc8c1bf0c9c75a6	no	8
Warnings:					
Information:					
3	Oath or Declaration filed	FPHCR112C2_Declarations_from_Parent.pdf	413824 800d192d8ff0e3f5a41c5d626f83383f020963c6	no	9
Warnings:					
Information:					
4		FPHCR112C2_Application.pdf	229778 2ab55fc9f2427657a5806f19897cdf89536368ad	yes	19
	Multipart Description/PDF files in .zip description				
	Document Description		Start	End	
	Specification		1	13	
	Claims		14	18	
Abstract		19	19		
Warnings:					
Information:					
5	Drawings-only black and white line drawings	FPHCR112C2_Drawings.pdf	275208 24c7dae1c4d384829992fa8f8dc5486c6d75664f	no	10
Warnings:					
Information:					
6		FPHCR112C2_IDS.pdf	219087 26b1b3290e76622b1fa683dd6ab4bbaa1bb1bfe4	yes	7

Multipart Description/PDF files in .zip description					
Document Description			Start	End	
Transmittal Letter			1	2	
Information Disclosure Statement (IDS) Form (SB08)			3	7	
Warnings:					
Information:					
7	Power of Attorney	FPHCR112C2_POA.pdf	91624	no	2
			ca690f797f2b0d47f05a1f452348a95beba5602		
Warnings:					
Information:					
8	First Action Interview - Enrollment Request	FPHCR112C2_FAI.pdf	245531	no	1
			c223253227938ec103a1b3da35f8df0ded8140c0		
Warnings:					
Information:					
9	Foreign Reference	CA1311662C.PDF	1910994	no	40
			db97eec93d80d3353385ff593b84df1085884f29		
Warnings:					
Information:					
10	Foreign Reference	CN2172538_wTranslation.PDF	543687	no	15
			c4d2571eeb719adec4582eeea6009e3e9761be5e		
Warnings:					
Information:					
11	Foreign Reference	EP1646910.PDF	1484595	no	80
			4e1985d58e24c5a6f0da9e901f19266b5d421aac		
Warnings:					
Information:					
12	Foreign Reference	GB190224431A.PDF	308755	no	5
			93489c60d4e93a29b77aab6c5f5dc1c6379c0059		
Warnings:					
Information:					
13	Foreign Reference	GB880824A.PDF	416126	no	7
			390efd2ea4161c61cc31a1666e0db1b07e8a1b85		
Warnings:					
Information:					

14	Foreign Reference	GB1467828A.PDF	321134	no	7
			e938a85cd9852c22c797f6432d6b07176d0dfc0		
Warnings:					
Information:					
15	Foreign Reference	WO2001041854.PDF	4595947	no	112
			5154625ef7208fdbcd04c9d418736e42447b9ac		
Warnings:					
Information:					
16	Foreign Reference	WO2002074372.PDF	1829860	no	37
			e836bd5997c96109c5802b973b50df37b31b1d14		
Warnings:					
Information:					
17	Foreign Reference	WO2005086946.PDF	761709	no	22
			f79c762434e56e410746da91fab859777056f672		
Warnings:					
Information:					
18	Foreign Reference	WO2005021075.PDF	1065805	no	28
			e9d5d5588451883b222bc633c04f50def6d7668f		
Warnings:					
Information:					
19	Foreign Reference	WO2005051468.PDF	1604836	no	58
			23a2056ab9df6fd765f6bf126c543e8488ea9a8		
Warnings:					
Information:					
20	Fee Worksheet (SB06)	fee-info.pdf	40280	no	2
			fd22b68560018cf010fde6d3478bc708ec3b22a		
Warnings:					
Information:					
Total Files Size (in bytes):			18292147		

This Acknowledgement Receipt evidences receipt on the noted date by the USPTO of the indicated documents, characterized by the applicant, and including page counts, where applicable. It serves as evidence of receipt similar to a Post Card, as described in MPEP 503.

New Applications Under 35 U.S.C. 111

If a new application is being filed and the application includes the necessary components for a filing date (see 37 CFR 1.53(b)-(d) and MPEP 506), a Filing Receipt (37 CFR 1.54) will be issued in due course and the date shown on this Acknowledgement Receipt will establish the filing date of the application.

National Stage of an International Application under 35 U.S.C. 371

If a timely submission to enter the national stage of an international application is compliant with the conditions of 35 U.S.C. 371 and other applicable requirements a Form PCT/DO/EO/903 indicating acceptance of the application as a national stage submission under 35 U.S.C. 371 will be issued in addition to the Filing Receipt, in due course.

New International Application Filed with the USPTO as a Receiving Office

If a new international application is being filed and the international application includes the necessary components for an international filing date (see PCT Article 11 and MPEP 1810), a Notification of the International Application Number and of the International Filing Date (Form PCT/RO/105) will be issued in due course, subject to prescriptions concerning national security, and the date shown on this Acknowledgement Receipt will establish the international filing date of the application.