

The background of the cover is a close-up, artistic photograph of a blue Nokia mobile phone. The phone's body, earpiece, and a small screen or keypad area are visible, all in shades of blue against a dark background. The lighting creates highlights and shadows, emphasizing the phone's form.

NOKIA

A n n u a l R e p o r t 1 9 9 7

NOKIA



NOKIA

Nokia is the world's second largest mobile phone manufacturer and a leading supplier of digital mobile and fixed networks. As a broad-scope telecommunications company, Nokia also supplies multimedia equipment, satellite and cable receivers, computer monitors, as well as other telecommunications related products.

Another record year's results reflect solid achievements in all business areas. In 1997, Nokia had sales in 130 countries, totaling FIM 52.6 billion (USD 9.8 billion), and employed more than 36,000 people.

*It's not just **ideas** and processes.*

*It's more like **design**,*

I N S P I R A T I O N, *visions, human touch...*

Nokia Connecting People.

Nokia offers advanced solutions and products within wireless and wireline telecommunications, including mobile and fixed networks, mobile phones and other terminals for voice, data, picture and video. Global research and develop-

ment activities serve all Nokia entities, contributing to future technologies and bringing added value to our customers. Special attention is given to third generation wireless systems, multimedia and Internet applications, as well as network management solutions.

Nokia strives for continued leadership in the fastest growing global telecommunications segments through speed in anticipating and fulfilling customer and consumer needs, quality in products and processes, as well as openness with people and their new ideas.

Table of Contents

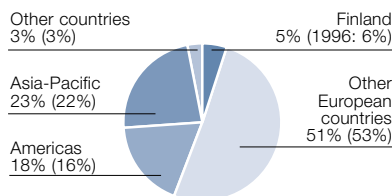
2	Highlights
3	Key Data
4	Nokia Group
6	Review by the President and CEO
8	Review of Operations
18	Research and Development
20	Environment
22	Human Resources
24	Financial Statements (detailed Table of Contents, page 24)
66	Board of Directors
68	Management
70	Nokia Worldwide
72	Press Releases
74	Nokia Shares and Shareholders
79	Investor Information
80	Abbreviations

Nokia 1997

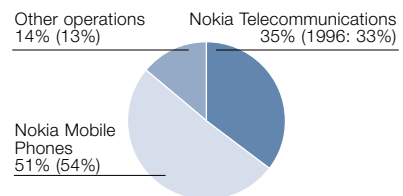
Highlights

- Nokia sold 21.3 million mobile phones, with a global market share of over 21%.
- Nokia won 12 new GSM infrastructure and 14 new fixed switching customers. Nokia's market share in GSM rose to close to 30%, and Nokia became the largest base station supplier in Europe.
- Nokia introduced the world's first digital satellite receiver with a Common Interface, the Nokia Mediamaster 9600 S.
- Nokia introduced 31 new mobile phone models including the new generation product family, the Nokia 6100 series.
- Nokia expanded its global R&D and established new units in China, Denmark, Japan, Malaysia and Sweden.
- Nokia signed a contract for the delivery of the first operating TETRA digital radio network. Nokia also signed a contract for the delivery of the world's first nationwide digital trunked TETRA network for authorities.
- Nokia introduced a new range of monitors, including its first flat panel display, the Nokia 300Xa.
- Nokia introduced the new Nokia 9000i Communicator with enhanced software features. The product is now also available for GSM 1900 in the Americas.
- Nokia strengthened its IP (Internet Protocol) networking competence by acquiring Ipsilon Networks, Inc.
- Nokia enlarged its corporate bonus plans and introduced a Nokia Connecting People Global Bonus Plan, tied to the company's earnings per share development.

Net sales by market area

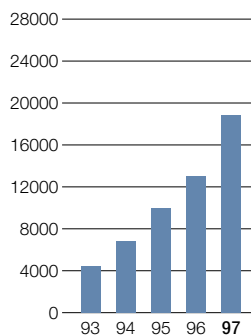


Net sales by business group

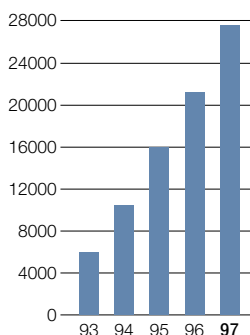


Net sales in 1997 totaled MFIM 52 612.

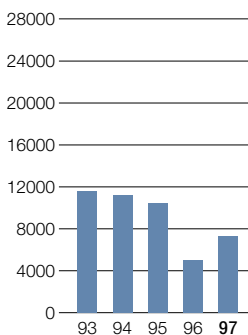
**Nokia
Telecommunications
Net sales, MFIM**



**Nokia
Mobile Phones
Net sales, MFIM**



**Other
Operations
Net sales, MFIM**



Key Data

	1997	1996	Change, %
Net sales, FIM million	52 612	39 321	+34
Operating profit, FIM million	8 454	4 266	+98
Profit before taxes, FIM million	8 371	3 898	+115
Profit from continuing operations, FIM million	5 998	3 044	+97
Average number of shares (1 000 shares)	283 282	283 561	
Earnings per share, FIM	21.17	10.73	+97
Dividend per share, FIM	7.50 *	3.50	+114
Return on capital employed, %	38.3	22.7	
Net debt to equity (gearing), %	-35	-9	
Research and development, FIM million	4 560	3 514	+30
Capital expenditure**, FIM million	2 402	2 028	+18

1997	Net sales MFIM	Operating profit MFIM	Personnel Dec. 31
Nokia Telecommunications	18 826	4 053	17 168
Nokia Mobile Phones	27 643	3 837	13 371
Other Operations	7 239	564	6 108
Inter-business group eliminations	-1 096		
Nokia Group	52 612	8 454	36 647

The key data above as well as the information given in the Review by the Board of Directors is based on financial statements according to International Accounting Standards, IAS, presented on pages 29–32. Calculation of key ratios is explained on page 61.

* Board's proposal.

** Excl. acquisitions and R&D capitalization.

Currency rates at year-end	1997	1996
1 FIM = USD	0.187	0.215
GBP	0.112	0.129
SEK	1.443	1.476
DEM	0.331	0.335
FRF	1.108	1.133
JPY	24.056	24.618
XEU	0.167	0.174

Explore Litigation Insights

Docket Alarm provides insights to develop a more informed litigation strategy and the peace of mind of knowing you're on top of things.

Real-Time Litigation Alerts



Keep your litigation team up-to-date with **real-time alerts** and advanced team management tools built for the enterprise, all while greatly reducing PACER spend.

Our comprehensive service means we can handle Federal, State, and Administrative courts across the country.

Advanced Docket Research



With over 230 million records, Docket Alarm's cloud-native docket research platform finds what other services can't. Coverage includes Federal, State, plus PTAB, TTAB, ITC and NLRB decisions, all in one place.

Identify arguments that have been successful in the past with full text, pinpoint searching. Link to case law cited within any court document via Fastcase.

Analytics At Your Fingertips



Learn what happened the last time a particular judge, opposing counsel or company faced cases similar to yours.

Advanced out-of-the-box PTAB and TTAB analytics are always at your fingertips.

API

Docket Alarm offers a powerful API (application programming interface) to developers that want to integrate case filings into their apps.

LAW FIRMS

Build custom dashboards for your attorneys and clients with live data direct from the court.

Automate many repetitive legal tasks like conflict checks, document management, and marketing.

FINANCIAL INSTITUTIONS

Litigation and bankruptcy checks for companies and debtors.

E-DISCOVERY AND LEGAL VENDORS

Sync your system to PACER to automate legal marketing.