



(12) **United States Patent**
Lundahl et al.

(10) **Patent No.:** **US 10,357,567 B1**
(45) **Date of Patent:** **Jul. 23, 2019**

(54) **METHODS FOR PHOTODYNAMIC THERAPY**

(56) **References Cited**

(71) Applicant: **DUSA Pharmaceuticals, Inc.**,
Wilmington, MA (US)
(72) Inventors: **Scott Lundahl**, Lexington, MA (US);
Michael Guttadauro, Carlisle, MA
(US)
(73) Assignee: **DUSA Pharmaceuticals, Inc.**,
Wilmington, MA (US)

U.S. PATENT DOCUMENTS

5,079,262 A 1/1992 Kennedy et al.
5,211,938 A 5/1993 Kennedy et al.
5,441,531 A 8/1995 Zarate et al.
5,474,528 A 12/1995 Meserol
5,489,279 A 2/1996 Meserol
5,505,726 A 4/1996 Meserol
5,782,895 A 7/1998 Zarate et al.
(Continued)

(*) Notice: Subject to any disclaimer, the term of this patent is extended or adjusted under 35 U.S.C. 154(b) by 0 days.

WO WO-2009/003173 A1 12/2008
WO WO-2017/066270 A1 4/2017

FOREIGN PATENT DOCUMENTS

(21) Appl. No.: **15/869,164**

(22) Filed: **Jan. 12, 2018**

(51) **Int. Cl.**

A61N 5/06 (2006.01)
A61K 41/00 (2006.01)
A61P 17/12 (2006.01)
A61K 9/00 (2006.01)
A61K 31/75 (2006.01)

(52) **U.S. Cl.**

CPC **A61K 41/0061** (2013.01); **A61K 9/0014**
(2013.01); **A61K 31/75** (2013.01); **A61N 5/062**
(2013.01); **A61P 17/12** (2018.01); **A61N**
2005/0652 (2013.01); **A61N 2005/0659**
(2013.01); **A61N 2005/0663** (2013.01)

(58) **Field of Classification Search**

CPC A61N 5/06; A61N 5/0616; A61N 5/062;
A61N 2005/0662; A61N 2005/0663;
A61N 2005/067; A61K 41/0057; A61K
41/0061; A61K 41/0071; A61K 41/0076;
A61K 31/74; A61K 31/745; A61K 31/75;
A61K 31/756
USPC 607/88, 89, 96, 100; 128/898
See application file for complete search history.

OTHER PUBLICATIONS

George J. Schneider Do et al., A Multicenter, Randomized, Vehicle-Controlled Phase 2 Study of Blue Light Photodynamic Therapy With Aminolevulinic Acid HCl 20% Topical Solution for the Treatment of Actinic Keratoses on the Upper Extremities: The Effect of Occlusion During the Drug Incubation Period, *Journal of Drugs in Dermatology*, vol. 11, Issue 12, Dec. 2012, 10 pages.

(Continued)

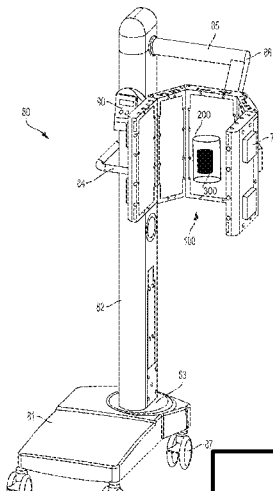
Primary Examiner — Ahmed M Farah

(74) *Attorney, Agent, or Firm* — Foley & Lardner LLP

(57) **ABSTRACT**

A method of enhancing penetration of a topical composition of 5-aminolevulinic acid (ALA) into tissue for photodynamic therapy includes topically applying ALA to a treatment area to be treated with photodynamic therapy. The method further includes, after the ALA is applied to the treatment area, covering the treatment area with a low density polyethylene barrier. The treatment area is covered with the low density polyethylene barrier prior to light treatment to minimize transepidermal water loss from the treatment area.

10 Claims, 12 Drawing Sheets



Biofrontera Exhibit 1001
Biofrontera Inc. et al. v. DUSA Pharmaceuticals, Inc.
IPR2022-00056

(56)

References Cited

U.S. PATENT DOCUMENTS

5,856,566	A	1/1999	Golub	
5,954,703	A	9/1999	Golub	
6,223,071	B1	4/2001	Lundahl et al.	
6,231,593	B1	5/2001	Meserol	
6,335,465	B1	1/2002	Golub	
6,559,183	B1	5/2003	Schmid et al.	
D613,872	S	4/2010	Carota et al.	
8,609,073	B2	12/2013	Lundahl et al.	
9,186,349	B2*	11/2015	Rajagopalan	A61K 31/397
9,241,957	B2	1/2016	Lundahl et al.	
9,339,540	B2	5/2016	Lundahl	
9,387,341	B2	7/2016	Lundahl	
D768,291	S	10/2016	Carota et al.	
9,492,681	B2*	11/2016	Aydt	A61F 9/00834
9,561,276	B2	2/2017	Lundahl	
9,723,991	B2	8/2017	Lundahl et al.	
2003/0105163	A1	6/2003	Kennedy et al.	
2004/0157905	A1	8/2004	Kennedy et al.	
2005/0090429	A1*	4/2005	Bonasera	A61K 41/0057 514/11.1
2006/0287696	A1	12/2006	Wright et al.	
2009/0324727	A1*	12/2009	Foguet Roca	A61K 8/06 424/489
2011/0053965	A1*	3/2011	Trigiant	A61K 31/513 514/274
2012/0129879	A1*	5/2012	Cantrell	A61K 9/0075 514/282
2013/0274834	A1*	10/2013	Barolet	A61N 5/062 607/88
2014/0010761	A1*	1/2014	Parent	C07C 229/22 424/9.6
2014/0067024	A1	3/2014	Jones et al.	
2015/0162109	A1	6/2015	Nager	
2016/0317831	A1	11/2016	Lundahl	
2017/0106205	A1	4/2017	Boyajian et al.	
2017/0157379	A1	6/2017	Boyajian et al.	
2017/0216616	A1	8/2017	Boyajian et al.	
2018/0311507	A1*	11/2018	Barolet	A61N 5/0616

OTHER PUBLICATIONS

Z. Apalla et al., Skin Cancer: Preventive Photodynamic Therapy in Patients with Face and Scalp Cancerization. A Randomized Placebo-Controlled Study, *British Journal of Dermatology*, 2010, 162, pp. 171-175.

David M. Pariser, et al., Randomized Vehicle-Controlled Study of Short Drug Incubation Aminolevulinic Acid Photodynamic Therapy for Actinic Keratoses of the Face or Scalp, *American Society for Dermatologic Surgery, Inc.*, Mar. 2016, vol. 42(3), pp. 296-304.

DUSA Pharmaceuticals, Inc., Levulan PDT Versus Vehicle for Extremity Actinic Keratoses (AK), U.S. National Library of Medicine, *ClinicalTrials.gov*, First Posted Oct. 25, 2011, Last Update Posted Mar. 14, 2013, 80 pgs.

DUSA Pharmaceuticals, Inc., Maximal Use Systemic Exposure (MUSE) Study of Levulan Kerastick, U.S. National Library of

Medicine, *ClinicalTrials.gov*, First Posted Nov. 3, 2014, Last Update Posted Jan. 13, 2017, 68 pgs.

DUSA Pharmaceuticals, Inc., Maximal Use Systemic Exposure Study of Levulan Kerastick (MUSE 2), U.S. National Library of Medicine, *ClinicalTrials.gov*, First Posted Dec. 11, 2015, Last Update Posted Sep. 18, 2017, 69 pgs.

DUSA Pharmaceuticals, Inc., Safety and Efficacy Study of Photodynamic Therapy With Levulan Kerastick Blue Light for Actinic Keratoses on the Upper Extremities, U.S. National Library of Medicine, *ClinicalTrials.gov*, First Posted May 14, 2014, Last Update Posted Sep. 16, 2015, 112 pgs.

DUSA Pharmaceuticals, Inc., Short-Incubation Levulan Photodynamic Therapy Versus Vehicle for Face/Scalp Actinic Keratosis (AK), U.S. National Library of Medicine, *ClinicalTrials.gov*, First Posted Nov. 22, 2011, Last Update Posted Oct. 28, 2016, 184 pgs.

George J. Schmieder et al., A Multicenter, Randomized, Vehicle-Controlled Phase 2 Study of Blue Light Photodynamic Therapy With Aminolevulinic Acid HCl 20% Topical Solution for the Treatment of Actinic Keratoses on the Upper Extremities: The Effect of Occlusion During the Drug Incubation Period, *Journal of Drugs in Dermatology*, vol. 11, Issue 12, Dec. 2012, pp. 1483-1489.

Antonella Tosti et al., Clobetasol Propionate 0.05% Under Occlusion in the Treatment of Alopecia Totalis/Universalis, *J. Am Acad Dermatol*, Jul. 2003, vol. 49, No. 1, pp. 96-98.

Barry I. Galitzer, Effect of Retinoid Pretreatment on Outcomes of Patients Treated by Photodynamic Therapy for Actinic Keratosis of the Hand and Forearm, *Journal of Drugs in Dermatology*, Oct. 2011, vol. 10, Issue 10, pp. 1124-1132.

Eugene M. Farber et al., Therapy of Mycosis Fungoides With Topically Applied Fluocinonone Acetonide Under Occlusive Dressing, *Cancer*, 1966, vol. 19(2), pp. 237-245.

H. Matsumura et al., Effect of Occlusion on Human Skin, *Contact Dermatitis*, 1995, 33, pp. 231-235.

Herschel S. Zackheim et al., Topical Corticosteroids for Mycosis Fungoides, Experience in 79 Patients, *Arch Dermatol*, Aug. 1998, vol. 134, pp. 949-954.

Lawrence Frank et al., Flurandrenolone and Occlusion in Psoriasis: Prolonged Topical Treatment, *Arch Dermatol*, Mar. 1964, vol. 89(3), pp. 404-410.

Lionel Fry et al., Effect of Plastic Occlusive Dressings on Psoriatic Epidermis, *Br. J. Dermatol*, 1970, 82, pp. 458-462.

Michael David et al., Psoriasis Therapy: Comparative Studies With a Hydrocolloid Dressing, Plastic Film Occlusion, and Triamcinolone Acetonide Cream, *Journal of the American Academy of Dermatology*, 1989, 21, pp. 511-514.

Sulzberger et al., Thin Pliable Plastic Films in Topical Dermatologic Therapy, *Arch Dermatol*, 1961, 84(6), pp. 1027-1028.

Taub et al., A Randomized, Blinded, Bilateral Intraindividual, Vehicle-Controlled Trial of the Use of Photodynamic Therapy With 5-Aminolevulinic Acid and Blue Light for the Treatment of Actinic Keratoses of the Upper Extremities, *Journal of Drugs in Dermatology*, Sep. 2011, vol. 10, Issue 9, pp. 1049-1056.

Partial International Search, Annex to Form PCT/ISA/206, International Application No. PCT/US2018/027070, dated Jul. 19, 2018, 10 pages.

* cited by examiner

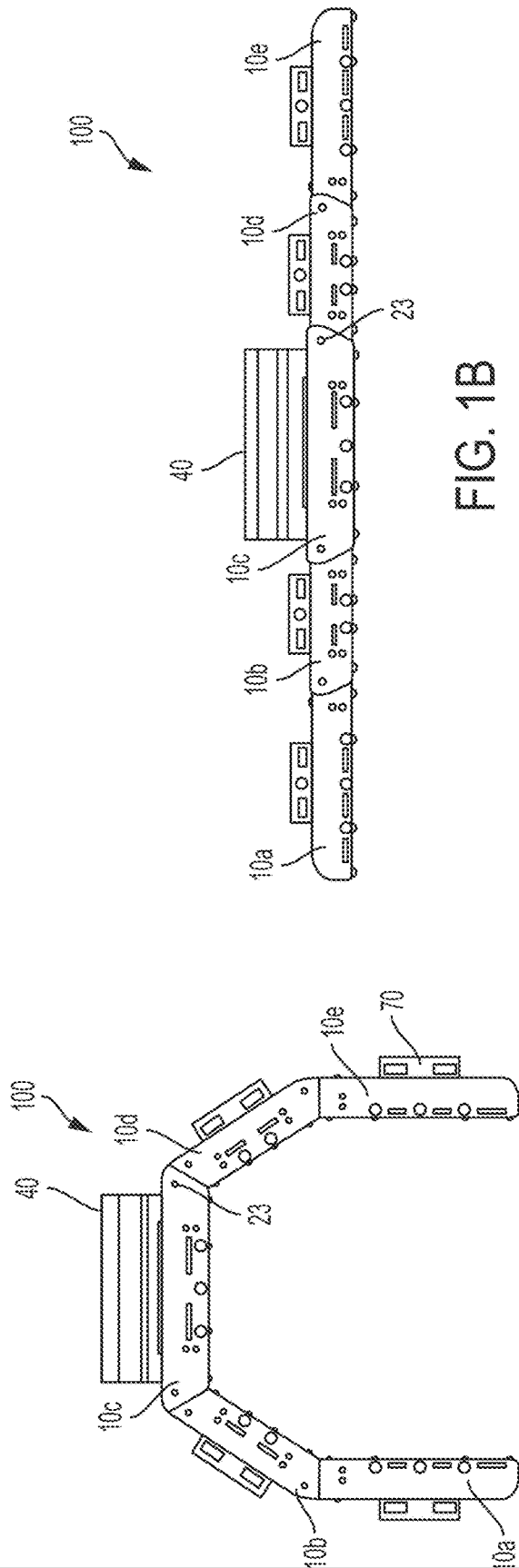


FIG. 1B

FIG. 1A

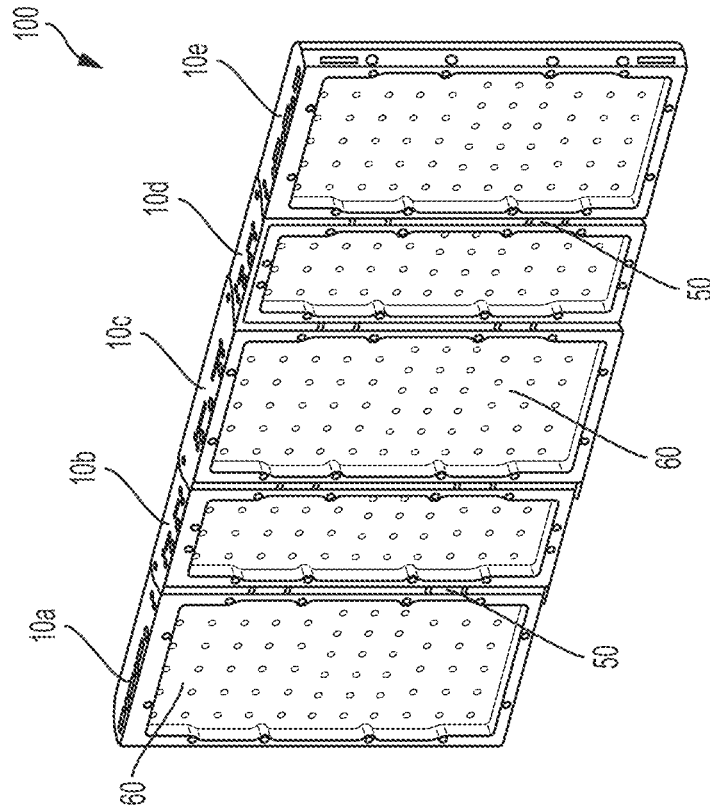


FIG. 2B

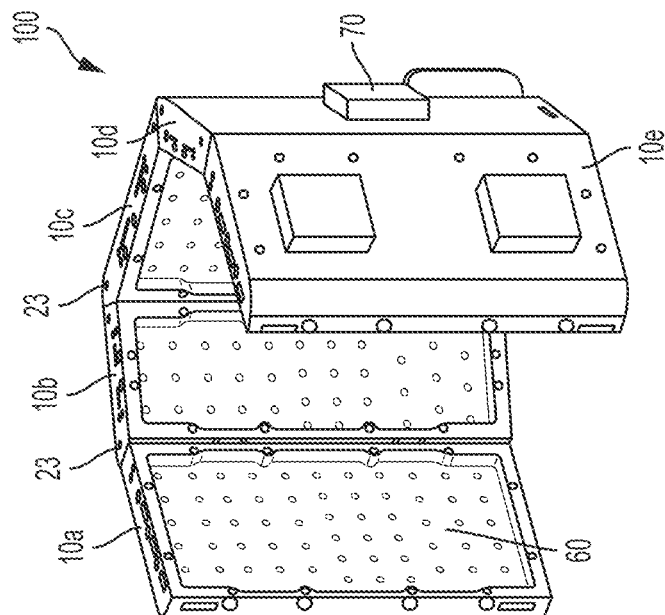


FIG. 2A

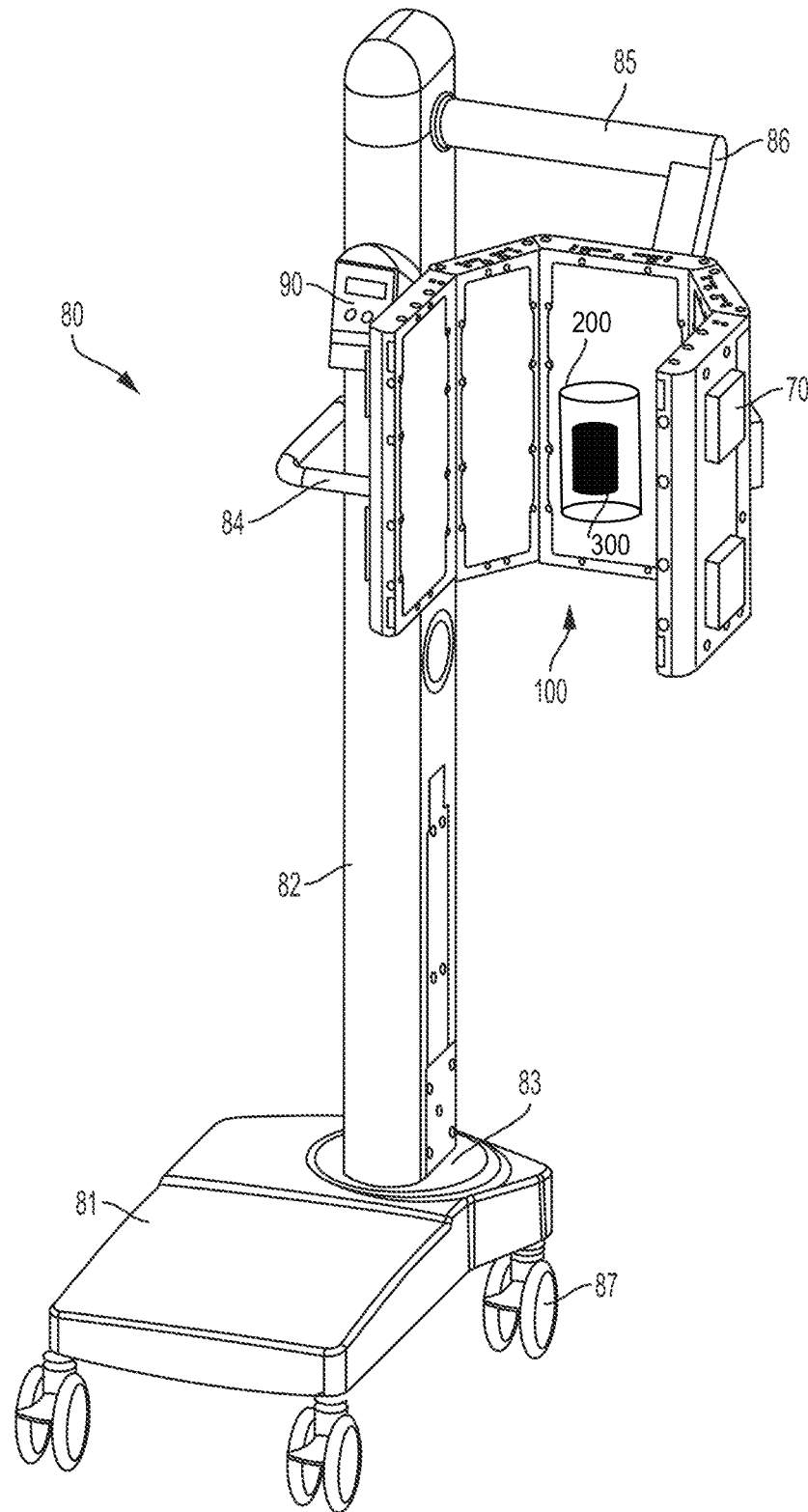


FIG. 3

Explore Litigation Insights

Docket Alarm provides insights to develop a more informed litigation strategy and the peace of mind of knowing you're on top of things.

Real-Time Litigation Alerts



Keep your litigation team up-to-date with **real-time alerts** and advanced team management tools built for the enterprise, all while greatly reducing PACER spend.

Our comprehensive service means we can handle Federal, State, and Administrative courts across the country.

Advanced Docket Research



With over 230 million records, Docket Alarm's cloud-native docket research platform finds what other services can't. Coverage includes Federal, State, plus PTAB, TTAB, ITC and NLRB decisions, all in one place.

Identify arguments that have been successful in the past with full text, pinpoint searching. Link to case law cited within any court document via Fastcase.

Analytics At Your Fingertips



Learn what happened the last time a particular judge, opposing counsel or company faced cases similar to yours.

Advanced out-of-the-box PTAB and TTAB analytics are always at your fingertips.

API

Docket Alarm offers a powerful API (application programming interface) to developers that want to integrate case filings into their apps.

LAW FIRMS

Build custom dashboards for your attorneys and clients with live data direct from the court.

Automate many repetitive legal tasks like conflict checks, document management, and marketing.

FINANCIAL INSTITUTIONS

Litigation and bankruptcy checks for companies and debtors.

E-DISCOVERY AND LEGAL VENDORS

Sync your system to PACER to automate legal marketing.