

(12) **United States Patent**
Simon et al.

(10) **Patent No.:** **US 9,089,719 B2**
(45) **Date of Patent:** ***Jul. 28, 2015**

(54) **NON-INVASIVE METHODS AND DEVICES FOR INDUCING EUPHORIA IN A PATIENT AND THEIR THERAPEUTIC APPLICATION**

(75) Inventors: **Bruce J. Simon**, Mountain Lakes, NJ (US); **Joseph P. Errico**, Warren, NJ (US); **John T. Raffle**, Austin, TX (US)

(73) Assignee: **Electrocore, LLC**, Basking Ridge, NJ (US)

(*) Notice: Subject to any disclaimer, the term of this patent is extended or adjusted under 35 U.S.C. 154(b) by 654 days.

This patent is subject to a terminal disclaimer.

(21) Appl. No.: **13/024,727**

(22) Filed: **Feb. 10, 2011**

(65) **Prior Publication Data**

US 2011/0190569 A1 Aug. 4, 2011

Related U.S. Application Data

(63) Continuation-in-part of application No. 13/005,005, filed on Jan. 12, 2011, now Pat. No. 8,868,177, which is a continuation-in-part of application No. 12/964,050, filed on Dec. 9, 2010, which is a

(Continued)

(51) **Int. Cl.**
A61N 1/40 (2006.01)
A61N 1/18 (2006.01)
A61M 21/00 (2006.01)
A61N 1/36 (2006.01)

(52) **U.S. Cl.**
CPC .. **A61N 1/40** (2013.01); **A61N 1/18** (2013.01);
A61M 2021/0055 (2013.01); **A61N 1/36017**
(2013.01); **A61N 1/36114** (2013.01)

(58) **Field of Classification Search**

CPC ... A61N 1/18; A61N 1/36014; A61N 1/0456;
A61N 1/40; A61N 2/006; A61N 2/008
USPC 607/2, 45-46, 72, 75, 103; 600/9,
600/13-15
See application file for complete search history.

(56) **References Cited**

U.S. PATENT DOCUMENTS

4,196,737 A 4/1980 Bevilacqua
4,537,195 A * 8/1985 McDonnell 607/46
(Continued)

OTHER PUBLICATIONS

International Search Report and Written Opinion of the International Searching Authority dated Dec. 3, 2011, PCT application PCT/US11/47509, International Filing Date Aug. 12, 2011.

(Continued)

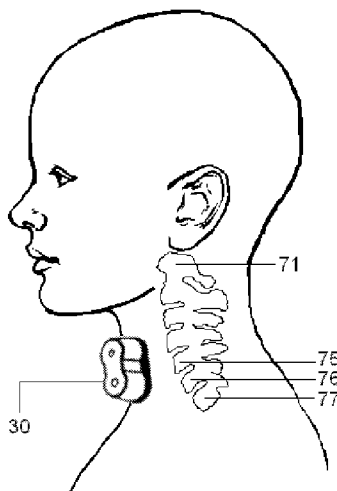
Primary Examiner — Catherine Voorhees

(74) *Attorney, Agent, or Firm* — Dentons US LLP

(57) **ABSTRACT**

A novel non-invasive magnetic stimulator is used to modulate electrical activity of a patient's vagus nerve. Parameters of the stimulation are selected in such a way as to induce a state of euphoria in the patient. The methods and devices may be used for anesthesia, or to treat insomnia, depression, or premenstrual syndromes. They may be used as substitution withdrawal tools for individuals who otherwise would depend on substances and behaviors to achieve a euphoric state of mind, particularly individuals who abusively consume drugs, alcohol or food, or who exhibit behavioral disorders such as compulsive gambling. The devices and methods may also be used to prevent, manage, or relieve stress.

27 Claims, 7 Drawing Sheets



Related U.S. Application Data

continuation-in-part of application No. 12/859,568, filed on Aug. 19, 2010, which is a continuation-in-part of application No. 12/408,131, filed on Mar. 20, 2009, now Pat. No. 8,812,112, and a continuation-in-part of application No. 12/612,177, filed on Nov. 4, 2009, now Pat. No. 8,041,428.

- (60) Provisional application No. 61/415,469, filed on Nov. 19, 2010.

(56) References Cited**U.S. PATENT DOCUMENTS**

5,983,131	A	11/1999	Weaver et al.	
6,770,022	B2 *	8/2004	Mechlenburg et al.	600/9
7,658,704	B2 *	2/2010	Fox et al.	600/13
8,676,330	B2 *	3/2014	Simon et al.	607/46
8,868,177	B2 *	10/2014	Simon et al.	607/2
2005/0154426	A1 *	7/2005	Boveja et al.	607/45
2005/0261542	A1	11/2005	Riehl	
2006/0074284	A1	4/2006	Juola et al.	
2007/0123952	A1	5/2007	Strother et al.	
2007/0150024	A1	6/2007	Leyde et al.	
2007/0276449	A1	11/2007	Gunter et al.	
2008/0051852	A1 *	2/2008	Dietrich et al.	607/45
2008/0071329	A1	3/2008	Giuntoli et al.	
2008/0306325	A1	12/2008	Burnett et al.	
2009/0157149	A1 *	6/2009	Wahlgren et al.	607/66
2009/0204015	A1 *	8/2009	Phillips et al.	600/544
2009/0281593	A9	11/2009	Errico et al.	
2010/0004716	A1	1/2010	Zimmerling et al.	
2010/0152522	A1 *	6/2010	Roth et al.	600/13
2011/0046432	A1	2/2011	Simon et al.	
2011/0152967	A1 *	6/2011	Simon et al.	607/45
2011/0230701	A1 *	9/2011	Simon et al.	600/9
2013/0303828	A1 *	11/2013	Hargrove	600/13

OTHER PUBLICATIONS

International Search Report and Written Opinion of the International Searching Authority dated Dec. 22, 2011, PCT application PCT/US11/49844, International Filing Date Aug. 30, 2011.

"Patient's Manual. For Vagus Nerve Stimulation with the VNS Therapy™ System. Mar. 2004". Publication REF 26/0005-6000/1. Cyberonics, Inc., Houston, Texas (Table 1 and pp. 16-21).

Abosch et al. Biological basis for the surgical treatment of depression. *Neurosurg Focus* 25 (1, 2008):E2 (pp. 1-12, DOI: 10.3171/FOC/2008/25/7/E2).

Albert, et al. Deep brain stimulation, vagal nerve stimulation and transcranial stimulation: An overview of stimulation parameters and neurotransmitter release. *Neuroscience and Biobehavioral Reviews* 33 (2009) 1042-1060.

Al-Mutawaly, et al. The Effects of Pulse Configuration on Magnetic Stimulation. *Journal of Clinical Neurophysiology* 20(5):361-370, 2003.

Anderson, et al. Decreasing Procedural Pain Over Time of Left Prefrontal rTMS for Depression: Initial Results from the Open-Label Phase of a Multisite Trial (OPT-TMS). *Brain Stimul.* Apr. 1, 2009; 2(2): 88-92.

Anonymous. Vagus Nerve Stimulation for Treatment-Resistant Depression. TEC Assessment Program 21 (7, 2006).

Arul-Anandam et al. Induction of Hypomanic Episode With Transcranial Direct Current Stimulation. *Journal of ECT* 26(1,2010): 68-69.

Aziz et al. Magnetic Stimulation of Efferent Neural Pathways to the Human Oesophagus. *Gut* 33: S53-S70 (Poster Session F218) (1992).

Aziz, Q. et al. Esophageal myoelectric responses to magnetic stimulation of the human cortex and the extracranial vagus nerve. *Am. J. Physiol.* 267 (Gastrointest. Liver Physiol. 30): G827-G835, 1994.

Basham, et al. Magnetic Stimulation of Neural Tissue: Techniques and System Design. pp. 293-352, In: *Implantable Neural Prostheses*

Berridge et al. Affective neuroscience of pleasure: reward in humans and animals. *Psychopharmacology* (2008) 199:457-480.

Blood et al. Intensely pleasurable responses to music correlate with activity in brain regions implicated in reward and emotion. *PNAS* 98 (20,2001): 11818-11823.

Bodkin et al. Buprenorphine treatment of refractory depression. *Journal of Clinical Psychopharmacology* 15(1, 1995): 49-57.

Boecker, et al. The Runner's High: Opioidergic Mechanisms in the Human Brain. *Cerebral Cortex* 18(2008): 2523-2531.

Borckardt, et al. Reducing Pain and Unpleasantness During Repetitive Transcranial Magnetic Stimulation. *Journal of ECT* 2006; 22:259-264.

Bejjani et al. Transient acute depression induced by high-frequency deep-brain stimulation. *The New England Journal of Medicine* 340(19, 1999) 1476-1480.

Bowtell et al. Analytic Calculations of the E-Fields Induced by Time-Varying Magnetic Fields Generated by Cylindrical Gradient Coils. *Magnetic Resonance in Medicine* 44:782-790 (2000).

Burgdorf et al. The neurobiology of positive emotions. *Neuroscience and Biobehavioral Reviews* 30 (2006): 173-187.

Carbunaru et al. Toroidal coil models for transcutaneous magnetic stimulation of nerves. *IEEE Transactions on Biomedical Engineering*. 48 (No. 4, Apr. 2001): 434-441.

Castle et al. Autonomic brainstem nuclei are linked to the hippocampus. *Neuroscience* 134 (2005) 657-669.

Chae et al. A review of functional neuroimaging studies of vagus nerve stimulation (VNS). *Journal of Psychiatric Research* 37 (2003) 443-455.

Clarke et al. Early carbon monoxide intoxication: happy to be poisoned? *Emerg Med J* 2005 ;22:754-755.

Coenen et al. Medial forebrain bundle stimulation as a pathophysiological mechanism for hypomania in subthalamic nucleus deep brain stimulation for Parkinson's disease. *Neurosurgery*. Jun. 2009;64(6):1106-14.

Dalgleish. The emotional brain. *Nat Rev Neurosci.* 5(7,2004):583-589.

Davey. Magnetic Stimulation Coil and Circuit Design. *IEEE Transactions on Biomedical Engineering*, vol. 47 (No. 11, Nov. 2000): 1493-1499.

Ekman et al. The Duchenne smile: Emotional expression and brain physiology II. *Journal of Personality and Social Psychology*. 1990;58:342-353.

Delitto et al. A Study of Discomfort with Electrical Stimulation. *Phys. Ther.* 1992; 72:410-424.

Drevets et al. Amphetamine-induced dopamine release in human ventralstriatum correlates with euphoria. *Biol Psychiatry* 49(2,2001):81-96.

Endicott. PMDD criteria. *Diagnostic and Statistical Manual of Mental Disorders*, American Psychiatric Association, 2000.

Engineer et al. Reversing pathological neural activity using targeted plasticity. *Nature* (2011): published online doi:10.1038/nature09656.]

Angstj. The emerging epidemiology of hypomania and bipolar II disorder. *Journal of Affective Disorders* 50 (1998) 143-151.

Esselle et al. Neural stimulation with magnetic fields: Analysis of induced electric fields, *IEEE T1111trans. Biomed. Eng.*, 39 (Jul. 1992), pp. 693-700.

Faierstein et al. Coil Designs for Localized and Efficient Magnetic Stimulation of the Nervous System. Ph.D. Dissertation, Department of Biomedical Engineering, Case Western Reserve, May 1999. (UMI Microform No. 9940153, UMI Company, Ann Arbor MI).

Faierstein. Coil Designs for Localized and Efficient Magnetic Stimulation of the Nervous System. Ph.D. Dissertation, Department of Biomedical Engineering, Case Western Reserve, May 1999, p. 117 (UMI Microform No. 9940153, UMI Company, Ann Arbor MI).

Feynman et al. The Feynman Lectures on Physics. Volume II. Addison-Wesley Publ. Co. (Reading MA, 1964), p. 15-15.

Fibiger et al. Reward, motivation, cognition: psychobiology of esotelencephalic dopamine systems. In: Mountcastle VB, Bloom FE, Geyer SR, eds. *Handbook of physiology: the nervous system IV*. Bethesda, MD: American Physiological Society, 1986:647-675.

(56)

References Cited**OTHER PUBLICATIONS**

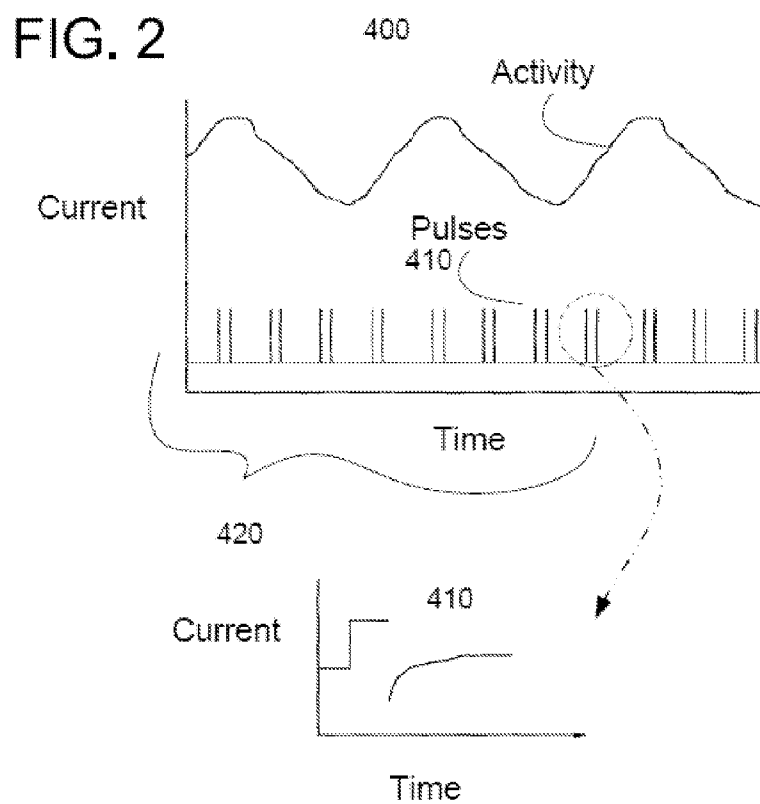
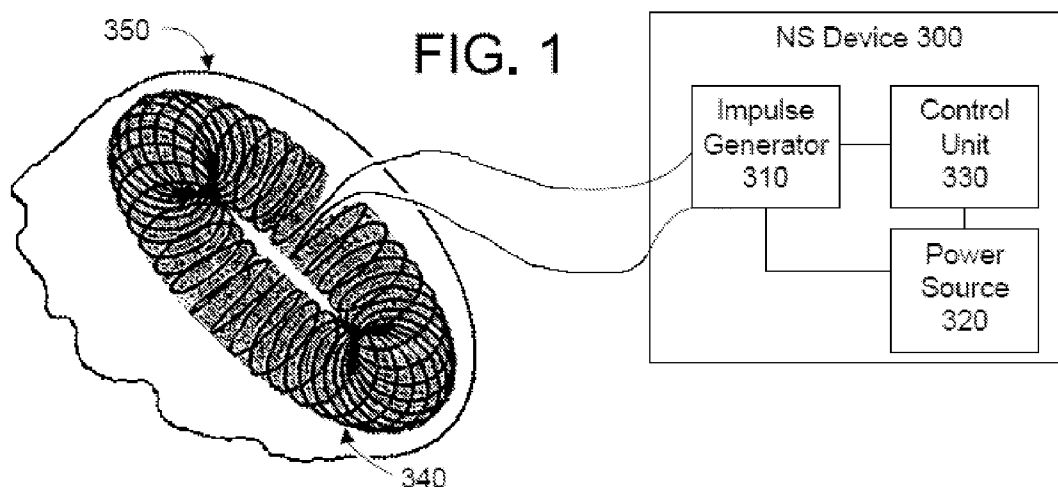
- Fishman et al. Construct Validity and Frequency of Euphoria Sclerotic in Multiple Sclerosis. *The Journal of Neuropsychiatry and Clinical Neurosciences* 16 (2004): 350-356.
- Follesa P et al. Vagus nerve stimulation increases norepinephrine concentration and the gene expression of BDNF and bFGF in the rat brain. *Brain Research* 1179(2007): 28-34.
- Fried et al. Electric current stimulates laughter. *Nature* 391(1998): 650.
- Froehlich. Opioid peptides. *Alcohol health and research world*. 132-136, (1997).
- Fuchs. The Production of Pleasure by Stimulation of the Brain: An Alleged Conflict Between Science and Philosophy. *Philosophy and Phenomenological Research*, 36 (4, 1976): 494-505.
- George et al. Mechanisms of action of vagus nerve stimulation (VNS). *Clinical Neuroscience Research* 4 (2004) 71-79.
- George et al. Noninvasive techniques for probing neurocircuitry and treating illness: vagus nerve stimulation (VNS), transcranial magnetic stimulation (TMS) and transcranial direct current stimulation (tDCS). *Neuropsychopharmacology Reviews* (2010) 35, 301-316.
- Grant et al. Multicenter Investigation of the Opioid Antagonist Nalmefene in the Treatment of Pathological Gambling. *Am J Psychiatry* 163(2006):303-312.
- Green et al. Conducting polymer-hydrogels for medical electrode applications. *Sci. Technol. Adv. Mater.* 11 (2010) 014107 (13pp).
- Griffin. Perispinal etanercept: Potential as an Alzheimer therapeutic. *Journal of Neuroinflammation* 2008, 5:3.
- Groves et al. Vagal nerve stimulation: a review of its applications and potential mechanisms that mediate its clinical effects. *Neurosci Biobehav Rev* (2005) 29:493-500.
- Haertzen et al. Addiction Research Center Inventory (ARCI): Measurement of euphoria and other drug effects. In M.A. Bozarth (Ed.), *Methods of assessing the reinforcing properties of abused drugs* (pp. 489-524). New York: Springer-Verlag, (1987).
- Hakkinen et al. Which structures are sensitive to painful transcranial stimulation? *Electromyogr. clin. Neurophysiol.* 1995, 35:377-383.
- Hamdy et al. Long-term reorganization of human motor cortex driven by short-term sensory stimulation. *Nature Neuroscience* 1 (issue 1, May 1998):64-68.
- Hamilton. A Rating Scale for Depression. *Journal of Neurology, Neurosurgery, and Psychiatry*. 23(1960):56-62.
- Heimburg et al. On soliton propagation in biomembranes and nerves. *PNAS vol.* 102 (No. 28, Jul. 12, 2005): 9790-9795.
- Hennenlotter et al. The Link between Facial Feedback and Neural Activity within Central Circuitries of Emotion—New Insights from Botulinum Toxin—Induced Denervation of Frown Muscles. *Cerebral Cortex* 19(2009):537-542.
- Henry. Therapeutic mechanisms of vagus nerve stimulation. *Neurology* 59(6,2002): S3-S14.
- Holstege et al. Brain Activation during Human Male Ejaculation. *The Journal of Neuroscience* 23(27,2003):9185-9193.
- Horgan. The forgotten era of brain chips. *Scientific American* 293(4,2005):66-73.
- House, et al. Mood disorders after stroke and their relation to lesion location. A CT scan study. *Brain* 113(4, 1990):1113-1129.
- Hovey et al. *The Guide to Magnetic Stimulation*, The Magstim Company Ltd, Spring Gardens, Whitland, Carmarthenshire, SA34 0HR, United Kingdom, 2006.
- Hsu et al. Analysis of efficiency of magnetic stimulation. *IEEE Trans Biomed Eng.* Nov. 2003; 50 (11):1276-85.
- Jean A. The nucleus tractus solitarius: neuroanatomic, neurochemical and functional aspects. *Arch Int Physiol Biochim Biophys* 1991;99(5):A3-A52.
- Kennedy et al. Dysregulation of Endogenous Opioid Emotion Regulation Circuitry in Major Depression in Women. *Arch Gen Psychiatry*. 2006;63:1199-1208.
- Khedr et al. Aref Electrophysiological study of vocal-fold mobility
- Khedr et al. Dysphagia and hemispheric stroke: A transcranial magnetic study. *Neurophysiologie Clinique/Clinical Neurophysiology* (2008) 38, 235-242).
- Kjelsås et al. Antecedent and consequences of binge eating episodes in women with an eating disorder. *Eat Weight Disord.* 9 (1, 2004):7-15.
- Klein et al. A case report of hypomania following vagus nerve stimulation for refractory epilepsy. *J Clin Psychiatry*. Apr. 2003;64(4):485.
- Klemenc-Ketis et al. The effect of carbon dioxide on near-death experiences in out-of-hospital cardiac arrest survivors: a prospective observational study. *Critical Care* 2010, 14:R56.
- Koneru et al. Endogenous Opioids: Their Physiological Role and Receptors. *Global Journal of Pharmacology*, 3 (3,2009): 149-153.
- Koob et al. *Neuroscience of Addiction*. Neuron, vol. 21 (2008), 467-476.
- Koutroumanidis. Euphoric (hedonic) theta hypersynchrony in early childhood. *Epileptic Disord* 2006; 8 (4): 299-304.
- Krack et al. Mirthful Laughter Induced by Subthalamic Nucleus Stimulation. *Movement Disorders* 16 (5, 2001): 867-875].
- Lemerrer et al. Reward Processing by the Opioid System in the Brain. *Physiol Rev* 89(2009): 1379-1412.
- Liboff. Signal shapes in electromagnetic therapies: a primer. pp. 17-37 in: *Bioelectromagnetic Medicine* (Paul J. Rosch and Marko S. Markov, eds.). New York: Marcel Dekker (2004).
- Liu et al. On the Induced Electric Field Gradients in the Human Body for Magnetic Stimulation by Gradient Coils in MRI. *IEEE Transactions on Biomedical Engineering* 50: (No. 7, Jul. 2003) pp. 804-815.
- Ma. *Neurobiology of Acupuncture: Toward CAM*. eCAM 2004;1(1)41-47.
- Man et al. Magnetic stimulation for the measurement of respiratory and skeletal muscle function. *Eur Respir J* 2004; 24: 846-860.
- Manji et al. Enhancing Neuronal Plasticity and Cellular Resilience to Develop Novel, Improved Therapeutics for Difficult-to-Treat Depression. *Biol Psychiatry* 53 (2003):707-742.
- Masand et al. Use of stimulants in the medically ill. *Psychiatric Clinics of North America* 19(3, 1996): 515-547.
- Mason et al. A Double-blind, Placebo-Controlled Study of Oral Nalmefene for Alcohol Dependence. *Arch Gen Psychiatry* 56(1999):719-724.
- McAuliffe et al. A Test of Lindesmith's Theory of Addiction: The Frequency of Euphoria Among Long-Term Addicts. *The American Journal of Sociology* 79 (4,1974): 795-840. See pp. 800-803.
- Mega et al. The limbic system: an anatomic, phylogenetic, and clinical perspective. *Journal of Neuropsychiatry and Clinical Neurosciences* 9 (1997):315-330.
- Melville. Bolus Dose of Ketamine Offers Fast-Acting Alleviation of Acute Depression in ED Setting. *Medscape Medical News* (2010): Article 729622.
- Moncrieff et al. Active placebos versus antidepressants for depression. *Cochrane Database of Systematic Reviews* 2004, Issue 1. Art. No. CD003012.
- Montgomery et al. A new depression scale designed to be sensitive to change. *Br J Psychiatry* 134(1979):382-389.
- Nemeroff et al. VNS Therapy in Treatment-Resistant Depression: Clinical Evidence and Putative Neurobiological Mechanisms. *Neuropsychopharmacology* (2006) 31, 1345-1355.
- Nestler et al. Neurobiology of Depression. *Neuron* 34(2002), 13-25.
- Nicoll et al. The Brain's Own Marijuana. *Sci Am.* 291(6,2004):68-75.
- Nilsson et al. Determining the site of stimulation during magnetic stimulation of the peripheral nerve, *Electroencephalographs and clinical neurophysiology*. vol. 85, pp. 253-264, 1992.
- Nutt et al. Development of a rational scale to assess the harm of drugs of potential misuse. *Lancet* 369 (2007): 1047-1053.
- Okun et al. What's in a "Smile?" Intra-operative Observations of Contralateral Smiles Induced by Deep Brain Stimulation. *Neurocase*, 10(4): 271-279, 2004.
- Olney et al. A comparison of magnetic and electric stimulation of peripheral nerves. *Muscle Nerve* 1990;13:957-963.
- Pacher et al. The Endocannabinoid System as an Emerging Target of

(56)

References Cited**OTHER PUBLICATIONS**

- Pecina et al. Hedonic Hot Spots in the Brain. *Neuroscientist* 12(6,2006):500-511.
- Polak T. et al. Far field potentials from brain stem after transcutaneous vagus nerve stimulation: optimization of stimulation and recording parameters. *J Neural Transm.* Oct. 2009; 116(10):1237-42.
- Price et al. Neurocircuitry of Mood Disorders. *Neuropsychopharmacology Reviews* 35(2010), 192-216.
- Rada et al. Opioids in the hypothalamus control dopamine and acetylcholine levels in the nucleus accumbens. *Brain Research* 1312(2010) 1-9.
- Rafferty et al. Magnetic phrenic nerve stimulation to assess diaphragm function in children following liver transplantation. *Pediatr Crit Care Med* 2001, 2:122-126.
- Rainforth et al. Stress Reduction Programs in Patients with Elevated Blood Pressure: A Systematic Review and Meta-analysis. *Curr Hypertens Rep.* 9(6,2007):520-528].
- Rattay. The basic mechanism for the electrical stimulation of the nervous system. *Neuroscience* vol. 89, No. 2, pp. 335-346, 1999.
- Ressler et al. Role of serotonergic and noradrenergic systems in the pathophysiology of depression and anxiety disorders. *Depression and Anxiety* 12 (Supplement 1, 2000):2-19.
- Richardson. Hypomania: A brief review of conceptual and diagnostic issues. *The New Zealand Medical Student Journal* No. 10 (2009): 25-28.
- Saver et al. The neural substrates of religious experience. *The Journal of Neuropsychiatry and Clinical Neurosciences* 9 (1997):498-510.
- Sawicki et al. Mathematical Modelling of Vagus Nerve Stimulation. pp. 92-97 in: Krawczyk, A. *Electromagnetic Field, Health and Environment: Proceedings of EHE'07.* Amsterdam, IOS Press, 2008.
- Sayette. Does drinking reduce stress? *Alcohol Research and Health* 23 (4,1999):250-255.
- Schachter. Vagus nerve stimulation: mood and cognitive effects. *Epilepsy & Behavior* 5 (2004) S56-S59.
- Schlaepfer et al. Site of Opioid Action in the Human Brain: Mu and Kappa Agonists' Subjective and Cerebral Blood Flow Effects. *Am J Psychiatry* 155(1998):470-473.
- Shafik, A. Functional magnetic stimulation of the vagus nerve enhances colonic transit time in healthy volunteers. *Tech Coloproctol* (1999) 3:123-12.
- Shah et al. Selective Serotonin Reuptake Inhibitors for Premenstrual Syndrome and Premenstrual Dysphoric Disorder: A Meta-Analysis. *Obstet Gynecol.* 111(5,2008): 1175-1182.
- Similowski, T. et al. Cervical magnetic stimulation: a new painless method for bilateral phrenic nerve stimulation in conscious humans. *J. Appl. Physiol.* 67(4): 1311-1318, 1989.
- Sims et al. Assessing the clinical utility of the magnetic stimulator for measuring response latencies in the laryngeal muscles. *Otolaryngol Head Neck Surg* 1996; 114:761-7.
- Skolnick et al. Current perspectives on the development of non-biogenic amine-based antidepressants. *Pharmacological Research* 43(5,2001):411-422.
- Starkstein, Sergio E and Robinson, Robert G. Mechanism of Disinhibition After Brain Lesions. *The Journal of Nervous & Mental Disease* 185(2,1997): 108-114.
- Suihko. Modelling the response of scalp sensory receptors to transcranial electrical stimulation. *Med. Biol. Eng. Comput.*, 2002, 40, 395-401.
- Terry. Vagus nerve stimulation: a proven therapy for treatment of epilepsy strives to improve efficacy and expand applications. *Conf Proc IEEE Eng Med Biol Soc.* 2009;2009:4631-4.
- Voruganti et al. Brain imaging research on subjective responses to psychotropic drugs. *Acta Psychiatr Scand* 2005; 111 (Suppl. 427): 22-28].
- Walsh et al. VNS and depression: current status and future directions. *Expert Rev. Medical Devices* 1(1,2004):155-160.
- Wang et al. A three-dimensional finite element method for computing magnetically induced currents in tissues. *IEEE Transactions on Magnetics.* 30 (Nov. 6, 1994): 5015-5023.
- White. Dexamphetamine substitution in the treatment of amphetamine abuse: an initial investigation. *Addiction* 95(2,2000), 229-238.
- Wise. Opiate reward: sites and substrates. *Neurosci Biobehav Rev.* 13(2-3,1989): 129-33.
- Zarate et al. A Randomized Trial of an N-methyl-D-aspartate Antagonist in Treatment-Resistant Major Depression. *Arch Gen Psychiatry.* 2006;63:856-864.
- Zeki. The neurobiology of love. *FEBS Letters* 581 (2007): 2575-2579.
- Zobel et al. Changes in regional cerebral blood flow by therapeutic vagus nerve stimulation in depression: An exploratory approach. *Psychiatry Research: Neuroimaging* 139 (2005) 165-179.

* cited by examiner



Explore Litigation Insights

Docket Alarm provides insights to develop a more informed litigation strategy and the peace of mind of knowing you're on top of things.

Real-Time Litigation Alerts



Keep your litigation team up-to-date with **real-time alerts** and advanced team management tools built for the enterprise, all while greatly reducing PACER spend.

Our comprehensive service means we can handle Federal, State, and Administrative courts across the country.

Advanced Docket Research



With over 230 million records, Docket Alarm's cloud-native docket research platform finds what other services can't. Coverage includes Federal, State, plus PTAB, TTAB, ITC and NLRB decisions, all in one place.

Identify arguments that have been successful in the past with full text, pinpoint searching. Link to case law cited within any court document via Fastcase.

Analytics At Your Fingertips



Learn what happened the last time a particular judge, opposing counsel or company faced cases similar to yours.

Advanced out-of-the-box PTAB and TTAB analytics are always at your fingertips.

API

Docket Alarm offers a powerful API (application programming interface) to developers that want to integrate case filings into their apps.

LAW FIRMS

Build custom dashboards for your attorneys and clients with live data direct from the court.

Automate many repetitive legal tasks like conflict checks, document management, and marketing.

FINANCIAL INSTITUTIONS

Litigation and bankruptcy checks for companies and debtors.

E-DISCOVERY AND LEGAL VENDORS

Sync your system to PACER to automate legal marketing.