



US011938201B2

(12) **United States Patent**
Yang et al.

(10) **Patent No.:** **US 11,938,201 B2**
(45) **Date of Patent:** ***Mar. 26, 2024**

(54) **IMAGING AND RADIOTHERAPEUTICS
AGENTS TARGETING
FIBROBLAST-ACTIVATION
PROTEIN-ALPHA (FAP-ALPHA)**

(71) Applicant: **The Johns Hopkins University,**
Baltimore, MD (US)

(72) Inventors: **Xing Yang**, Baltimore, MD (US);
Sridhar Nimmagadda, Baltimore, MD
(US); **Steven Rowe**, Parkville, MA
(US); **Stephanie Slania**, Baltimore, MD
(US); **Martin G. Pomper**, Baltimore,
MD (US)

(73) Assignee: **The Johns Hopkins University,**
Baltimore, MD (US)

(*) Notice: Subject to any disclaimer, the term of this
patent is extended or adjusted under 35
U.S.C. 154(b) by 0 days.

This patent is subject to a terminal dis-
claimer.

(21) Appl. No.: **18/354,282**

(22) Filed: **Jul. 18, 2023**

(65) **Prior Publication Data**
US 2023/0364274 A1 Nov. 16, 2023

Related U.S. Application Data

(63) Continuation of application No. 16/758,182, filed as
application No. PCT/US2018/057086 on Oct. 23,
2018.

(60) Provisional application No. 62/575,607, filed on Oct.
23, 2017.

(51) **Int. Cl.**
A61K 51/00 (2006.01)
A61K 47/54 (2017.01)
A61K 51/04 (2006.01)
A61M 36/14 (2006.01)

(52) **U.S. Cl.**
CPC **A61K 51/0485** (2013.01); **A61K 47/545**
(2017.08); **A61K 51/0478** (2013.01); **A61K**
51/0482 (2013.01)

(58) **Field of Classification Search**
None
See application file for complete search history.

(56) **References Cited**

U.S. PATENT DOCUMENTS

9,346,814 B2 5/2016 Jansen et al.
2008/0280856 A1 11/2008 Cohen et al.
2010/0098633 A1* 4/2010 Zimmerman C07D 401/14
424/1.85
2014/0357650 A1 12/2014 Jansen et al.

FOREIGN PATENT DOCUMENTS

EP	18199641.4	10/2018
JP	2021-512949 A	5/2021
WO	WO 2010/014933	2/2010
WO	WO 2010/108125	9/2010
WO	WO 2013/107820	7/2013
WO	WO 2014/001538	1/2014
WO	WO 2015/114166	8/2015
WO	WO 2016/065142	4/2016
WO	WO 2016/149188	9/2016
WO	WO 2016/196628 A1	12/2016
WO	WO 2019/154886	8/2019

OTHER PUBLICATIONS

Tahtis et al. (Mol. Cancer Therap. 2003, 2, 729-737).*

Terry et al. (J. Nucl. Med. 2016, 57, 467-472).*

Allinen et al., Molecular characterization of the tumor microenviron-
ment in breast cancer. Cancer Cell. Jul. 2004;6(1):17-32.

Bae et al., Fibroblast activation protein alpha identifies mesenchymal
stromal cells from human bone marrow. Br J Haematol. Sep.
2008;142(5):827-30.

Chen et al., Advance of molecular imaging technology and targeted
imaging agent in imaging and therapy. Biomed Res Int. 2014; 2014
: 819324. PMCID: PMC3943245.

Coenen et al., Fluorine-18 radiopharmaceuticals beyond [18F]FDG
for use in oncology and neurosciences. Nuclear medicine and
biology. 2010; 37:727-740.

Cho et al., Biodistribution, tumor detection, and radiation dosimetry
of 18F-DCFBC, a low-molecular-weight inhibitor of prostate-
specific membrane antigen, in patients with metastatic prostate
cancer. Journal of nuclear medicine : official publication, Society of
Nuclear Medicine. 2012; 53:1883-1891.

Dvorakova et al., Inhibitor-Decorated Polymer Conjugates Target-
ing Fibroblast Activation Protein. J Med Chem. 2017;60:8385-
8393.

Edosada et al., Peptide substrate profiling defines fibroblast activa-
tion protein as an endopeptidase of strict Gly(2)-Pro(1)-cleaving
specificity. FEBS Lett. Mar. 6, 2006;580(6):1581-6.

Fischer et al., Radioimmunotherapy of fibroblast activation protein
positive tumors by rapidly internalizing antibodies. Clin Cancer
Res. 2012;18:6208-6218.

Franco et al., Cancer associated fibroblasts in cancer pathogenesis.
Semin Cell Dev Biol. Feb. 2010;21(1):33-9.

Garin-Chesa et al., Cell surface glycoprotein of reactive stromal
fibroblasts as a potential antibody target in human epithelial cancers.
Proc Natl Acad Sci U S A. Sep. 1990;87(18):7235-9. PMCID:
PMC54718.

(Continued)

Primary Examiner — Michael G. Hartley

Assistant Examiner — Melissa J Perreira

(74) *Attorney, Agent, or Firm* — Casimir Jones, SC;
Jeffrey W. Childers

(57)

ABSTRACT

Imaging and radiotherapeutics agents targeting fibroblast-
activation protein- α (FAP- α) and their use in imaging and
treating FAP- α related diseases and disorders are disclosed.

3 Claims, 0 Drawing Sheets

(56)

References Cited**OTHER PUBLICATIONS**

Jansen et al., Selective Inhibitors of Fibroblast Activation Protein (FAP) with a (4-Quinolinyloxy)-glycyl-2-cyanopyrrolidine Scaffold. *ACS Med Chem Lett.* Mar. 18, 2013;4(5):491-6.

Jansen et al., Extended structure-activity relationship and pharmacokinetic investigation of (4-quinolinyloxy)glycyl-2-cyanopyrrolidine inhibitors of fibroblast activation protein (Fap). *J Med Chem.* Apr. 10, 2014;57(7):3053-74.

Kelly, Fibroblast activation protein- α and dipeptidyl peptidase IV (CD26): cell-surface proteases that activate cell signaling and are potential targets for cancer therapy. *Drug Resist Updat.* Feb.-Apr. 2005;8(1-2):51-8.

Kraman et al., Suppression of antitumor immunity by stromal cells expressing fibroblast activation protein- α . *Science.* Nov. 5, 2010;330(6005):827-30.

Laverman et al., Immuno-PET and Immuno-SPECT of Rheumatoid Arthritis with Radiolabeled Anti-Fibroblast Activation Protein Antibody Correlates with Severity of Arthritis. *J Nucl Med.* May 2015;56(5):778-83.

Li et al., Activatable Near-Infrared Fluorescent Probe for In Vivo Imaging of Fibroblast Activation Protein- α . *Bioconjugate Chem.* Jul. 19, 2012;23:1704-11.

Lo et al., Photodynamic molecular beacon triggered by fibroblast activation protein on cancer-associated fibroblasts for diagnosis and treatment of epithelial cancers. *J Med Chem.* Jan. 22, 2009;52(2):358-68.

Poplawski et al., Identification of selective and potent inhibitors of fibroblast activation protein and prolyl oligopeptidase. *J Med Chem.* May 9, 2013;56(9):3467-77.

Reilly et al., Advancing Novel Molecular Imaging Agents from Preclinical Studies to First-in-Humans Phase I Clinical Trials in Academia—A Roadmap for Overcoming Perceived Barriers. *Bioconjugate chemistry.* 2015; 26:625-632.

Rettig et al., Regulation and heteromeric structure of the fibroblast activation protein in normal and transformed cells of mesenchymal and neuroectodermal origin. *Cancer Res.* Jul. 15, 1993;53(14):3327-35.

Ryabtsova et al., Acylated Gly-(2-cyano)pyrrolidines as inhibitors of fibroblast activation protein (FAP) and the issue of FAP/prolyl oligopeptidase (PREP)-selectivity. *Bioorg Med Chem Lett.* May 15, 2012;22(10):3412-7.

Scanlan et al., Molecular cloning of fibroblast activation protein α , a member of the serine protease family selectively expressed in stromal fibroblasts of epithelial cancers. *Proc Natl Acad Sci U S A.* Jun. 7, 1994;91(12):5657-61.

Scott et al., A Phase I dose-escalation study of sibtuzumab in patients with advanced or metastatic fibroblast activation protein-positive cancer. *Clin Cancer Res.* May 2003;9(5):1639-47.

Tsai et al., Substituted 4-carboxymethylpyroglutamic acid diamides as potent and selective inhibitors of fibroblast activation protein. *J Med Chem.* Sep. 23, 2010;53(18):6572-83.

Tuxhorn et al., Reactive stroma in human prostate cancer: induction of myofibroblast phenotype and extracellular matrix remodeling. *Clin Cancer Res.* Sep. 2002;8(9):2912-23.

Welt et al., Antibody targeting in metastatic colon cancer: a phase I study of monoclonal antibody F19 against a cell-surface protein of reactive tumor stromal fibroblasts. *J Clin Oncol.* Jun. 1994;12(6):1193-203.

Youn et al., In vivo noninvasive small animal molecular imaging. *Osong Public Health Res Perspect.* 2012; 3 :48-59.

Yu et al., The dipeptidyl peptidase IV family in cancer and cell biology. *FEBS J.* Mar. 2010;277(5):1126-44.

International Search Report and Written Opinion for PCT/US2018/057086, dated May 10, 2019, 12 pages.

Extended EP Search Report for EP 18871298.8, dated May 20, 2021, 7 pages.

Third Party Preissuance Submission filed in U.S. Appl. No. 16/758,182, filed Feb. 23, 2022, 6 pages.

Third Party Observations Japanese Patent Application No. 2020-523010. Dated Oct. 24, 2022. 7 pages.

Third Party Observations for application No. EP20180871298. Dated Apr. 3, 2022. 7 pages.

Bernhard et al., DOTAGA-anhydride: a valuable building block for the preparation of DOTA-like chelating agents. *Chemistry.* Jun. 18, 2012;18(25):7834-41.

Jamous et al., Synthesis of peptide radiopharmaceuticals for the therapy and diagnosis of tumor diseases. *Molecules.* Mar. 14, 2013;18(3):3379-409.

Beebe et al., "Understanding the Apothecaries Within: The Necessity of a Systematic Approach for Defining the Chemical Output of the Human Microbiome". *Clin Transl Sci.* Feb. 2014; 7(1): 74-81.

Ferreira et al., "Monitoring Alcoholic Fermentation: An Untargeted Approach". *Journal of Agricultural and Food Chemistry*, 2014, 62, 6784-6793.

Llewellyn et al., "Using community metabolomics as a new approach to discriminate marine microbial particulate organic matter in the western English Channel". *Progress in Oceanography*, vol. 137, Part B, Sep. 2015, p. 421-433.

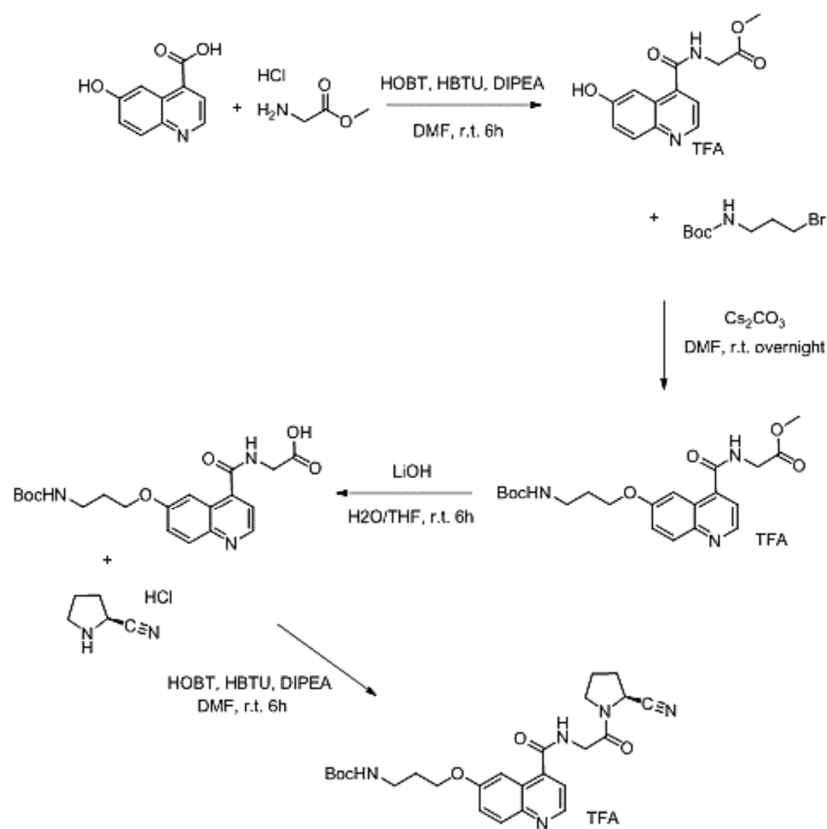
Meletta et al., "Evaluation of the radiolabeled boronic acid-based FAP inhibitor MIP-1232 for atherosclerotic plaque imaging". *Molecules*, Jan. 27, 2015;20(2):2081-99.

Metabolomics—EMBL-EBI, <https://www.ebi.ac.uk/training/online/courses/metabolomics-introduction/what-is/small-molecules/>, retrieved on Dec. 12, 2023. 5 pages.

Azhdarinia et al., "Characterization of chemical, radiochemical and optical properties of a dual-labeled MMP-9 targeting peptide". *Bioorganic & Medicinal Chemistry*, vol. 19, Issue 12, May 6, 2011, 3769-3776.

Third Party Observations for application No. EP18871298.8 dated Jan. 10, 2024, 553 pages.

* cited by examiner

*Fig. 1A*

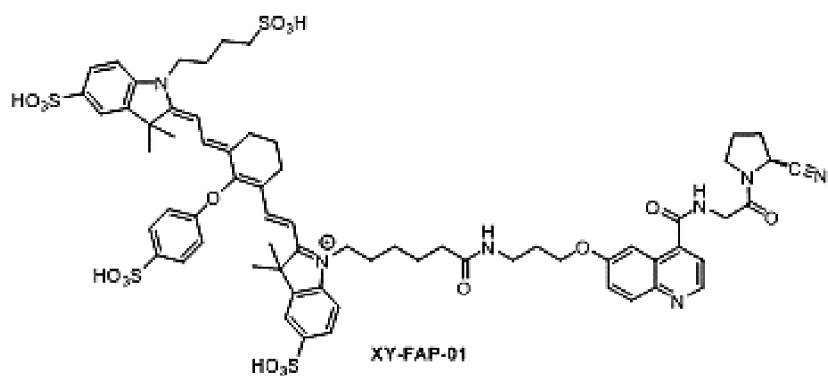


Fig. 1B

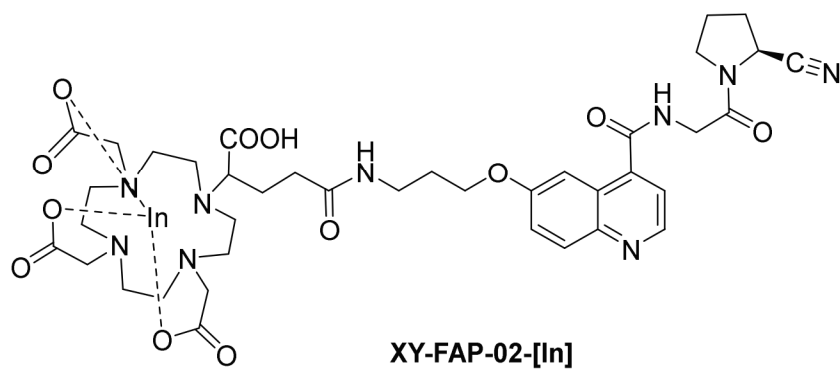


Fig. 1C

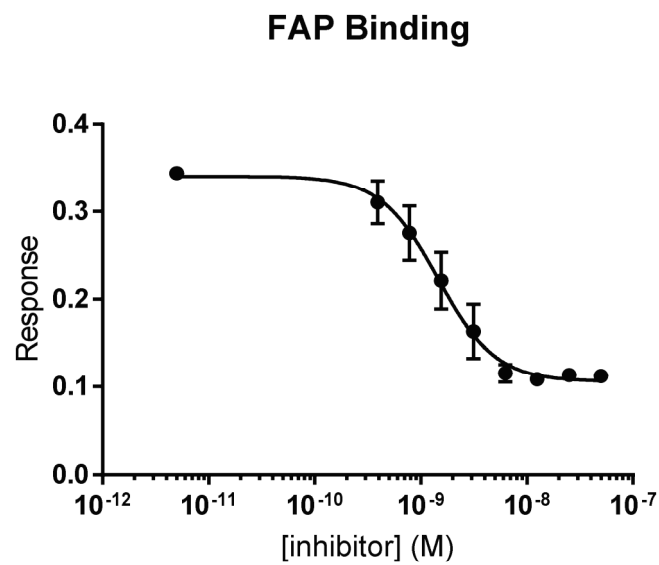


Fig. 2

Explore Litigation Insights

Docket Alarm provides insights to develop a more informed litigation strategy and the peace of mind of knowing you're on top of things.

Real-Time Litigation Alerts



Keep your litigation team up-to-date with **real-time alerts** and advanced team management tools built for the enterprise, all while greatly reducing PACER spend.

Our comprehensive service means we can handle Federal, State, and Administrative courts across the country.

Advanced Docket Research



With over 230 million records, Docket Alarm's cloud-native docket research platform finds what other services can't. Coverage includes Federal, State, plus PTAB, TTAB, ITC and NLRB decisions, all in one place.

Identify arguments that have been successful in the past with full text, pinpoint searching. Link to case law cited within any court document via Fastcase.

Analytics At Your Fingertips



Learn what happened the last time a particular judge, opposing counsel or company faced cases similar to yours.

Advanced out-of-the-box PTAB and TTAB analytics are always at your fingertips.

API

Docket Alarm offers a powerful API (application programming interface) to developers that want to integrate case filings into their apps.

LAW FIRMS

Build custom dashboards for your attorneys and clients with live data direct from the court.

Automate many repetitive legal tasks like conflict checks, document management, and marketing.

FINANCIAL INSTITUTIONS

Litigation and bankruptcy checks for companies and debtors.

E-DISCOVERY AND LEGAL VENDORS

Sync your system to PACER to automate legal marketing.