

(12) **United States Design Patent**
Bossy

(10) **Patent No.:** **US D438,999 S**
(45) **Date of Patent:** **** Mar. 13, 2001**

(54) **OUTDOOR LAMP**

(75) Inventor: **Rino Bossy, Wullfrath (DE)**

(73) Assignee: **Trilux-Lenze GmbH + Co. KG,**
Arnsberg (DE)

(**) Term: **14 Years**

(21) Appl. No.: **29/107,813**

(22) Filed: **Jul. 15, 1999**

(30) **Foreign Application Priority Data**

Jan. 15, 1999 (DE) 499 00 296

(51) **LOC (7) Cl.** **26-03**

(52) **U.S. Cl.** **D26/68**

(58) **Field of Search** D26/67-71, 72,
D26/102-112; 362/147, 153, 153.1, 183,
431, 410-414

(56) **References Cited**

U.S. PATENT DOCUMENTS

D. 226,778 * 4/1973 Breed et al. D26/67
D. 316,459 * 4/1991 Kira D26/68

D. 391,657 * 3/1998 Compton D26/68
5,649,760 * 7/1997 Beadle 362/431 X

OTHER PUBLICATIONS

Illuminotecnica, two outdoor lamps at center of p. 105,
Sep./Oct. 97.*

* cited by examiner

Primary Examiner—Alan P. Douglas

Assistant Examiner—Linda Brooks

(74) *Attorney, Agent, or Firm*—Brooks & Kushman P.C.

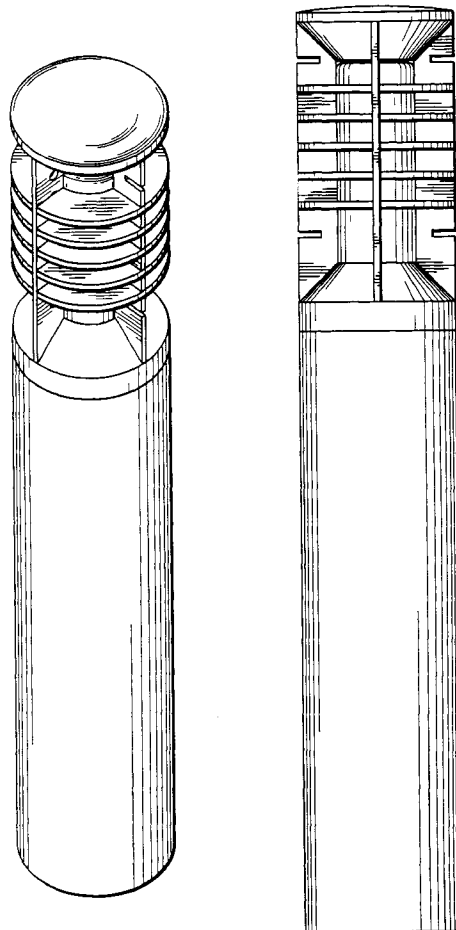
(57) **CLAIM**

The ornamental design for an outdoor lamp, as shown and
described.

DESCRIPTION

FIG. 1 is a perspective view of the new design;
FIG. 2 is a front elevational view thereof, the rear elevational
view being a mirror image thereof;
FIG. 3 is a right-side elevational view thereof, the left-side
elevational view being a mirror image thereof; and,
FIG. 4 is a top plan view thereof.

1 Claim, 1 Drawing Sheet



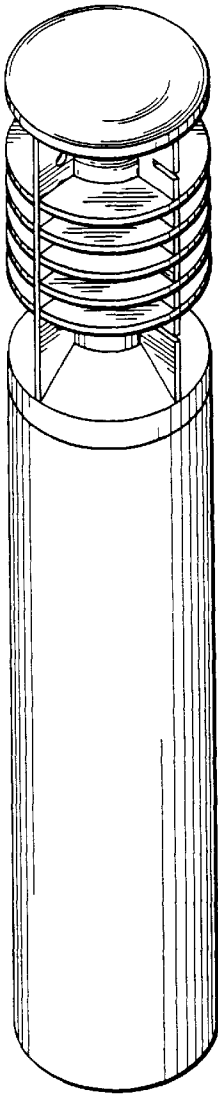


Fig. 1

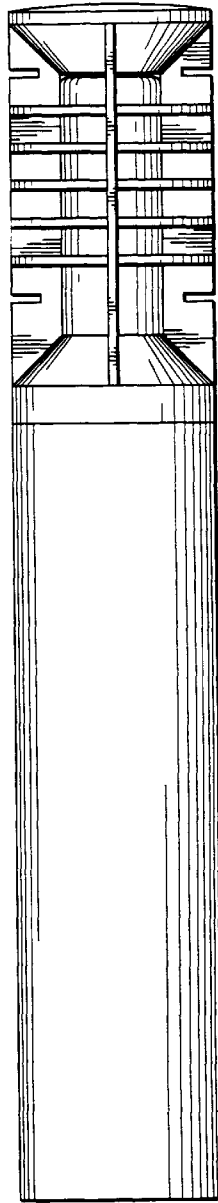


Fig. 2




Fig. 3

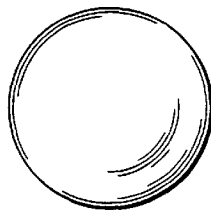


Fig. 4